

MADISON SCHOOL DISTRICT
BOARD OF EDUCATION
REGULAR MEETING
AUGUST 20, 2012
6:00 PM – Board Room

**** TABLE OF CONTENTS ****

- 1 AGENDA
- 2 MINUTES FROM THE JULY 16, 2012 REORGANIZATIONAL &
REGULAR MEETINGS
- 3 MONTHLY BILLS
- 4 SUPERINTENDENT'S REPORT
- 5 ATHLETIC DIRECTOR'S REPORT
- 6 ANNUAL EDUCATION REPORT
- 7 DISTRICT SCHOOL IMPROVEMENT PLAN
- 8 CORRESPONDENCE FROM CLINTON TRAIL TREE FARM

MADISON SCHOOL DISTRICT
BOARD OF EDUCATION
517-263-0741
REGULAR MEETING
AUGUST 20, 2012
6:00 PM – Board Room

**** AGENDA ****

- I. CONSENT AGENDA
 - A. APPROVAL OF MINUTES
 - B. ACCEPTANCE OF REPORTS
 - C. APPROVAL OF BILLS/REIMBURSEMENT OF EXPENSES
- II. HIRING OF TEACHER – MARCIE ZECKNER
- III. HIRING OF MS FOOTBALL COACH – GABE GARCIA
- IV. MORENCI/WALDRON CO-OP GOLF
- V. MHSAA CAP CLASSES
- VI. ANNUAL REPORT
- VII. DISTRICT SCHOOL IMPROVEMENT PLAN
- VIII. APPROVAL OF BOARD POLICY SECTIONS 7,000; 8,000; 9,000
- IX. CLOSED SESSION - NEGOTIATIONS

Madison School District
Board of Education
Reorganization Meeting – Board Room
July 16, 2012 – 6:00 pm

Members Present: Dawn Bales, Kyle Ehinger, Julie Ramos, Nancy Roback, Ruben Villegas

Members Absent: Dana Pink, Mark Swinehart

Other Guests: Jim Hartley, Ryan Rowe, Nate Pechaitis, Linda Kaufman, Kristin Thomas, Jill Myers, Chelsea Pawson, Ted Pawson, Lori Pawson, Amanda Harsh, Kara Vander Baan, Matt Gutteridge, Mary Radant, Jill Hogle, Susan Shirk, and Kelly Whelan.

A motion was made by Kyle Ehinger, and supported by Julie Ramos, that the following be reelected to their offices from July through December 31, 2012: Julie Ramos, President; Kyle Ehinger, Vice President; Dawn Bales, Secretary; and Nancy Roback, Treasurer.

Ayes 5 Nays 0 Motion Carried

A motion was made by Nancy Roback, and supported by Julie Ramos, that United Bank & Trust, Adrian, MI; First Federal Bank, Adrian, MI; and Michigan Liquid Asset Fund be the official depositories for the school district funds for the 2012-2013 fiscal year.

Ayes 4	Abstention 1 (Dawn Bales)	Nays 0	Motion Carried
--------	------------------------------	--------	----------------

A motion was made by Ruben Villegas, and supported by Nancy Roback, that the Thrun Law Firm, Lansing, MI be retained as the school attorneys for the 2012-2013 fiscal year.

[illegible]

A motion was made by Nancy Roback, and supported by Julie Ramos, that the regular monthly meetings of the Board of Education be held at Madison School, 3498 Treat Highway, Adrian, MI on the 3rd Monday of each month from July through December 2012 at 6:00 p.m.

[illegible]

A motion was made by Julie Ramos, and supported by Dawn Bales, that checks drawn on General Funds shall be signed by Board Officers, Trustees or the Superintendent; checks drawn on Payroll Funds shall be signed by the Treasurer and/or the Superintendent; checks drawn on Cafeteria Funds and checks drawn on Internal Accounts shall be signed by the Board Officers or Trustees, and/ or the Superintendent.

[illegible]

A motion was made by Julie Ramos, and supported by Ruben Villegas, that Julie Ramos be appointed as the Board's liaison to the Michigan Association of School Boards.

Ayes 5 Nays 0 Motion Carried

A motion was made by Kyle Ehinger, and supported by Julie Ramos, that Nancy Roback be elected as the Madison Board delegate to the Lenawee County Association of School Boards.

Ayes 5 Nays 0 Motion Carried

Board Secretary Dawn Bales designated the Superintendent to post the notices of all

meetings of the Madison School Board of Education.

A motion was made by Nancy Roback, and supported by Julie Ramos, that the meeting be adjourned at 6:05 p.m.

Ayes 5

Nays 0

Motion Carried

Respectfully submitted,

Secretary, Board of Education

Madison School District
Board of Education
Regular Meeting – Board Room
July 16, 2012 – 6:05 pm

Members Present: Dawn Bales, Kyle Ehinger, Julie Ramos, Nancy Roback, Ruben Villegas, Mark Swinehart (arrived at 6:20 pm)

Members Absent: Dana Pink

Other Guests: Jim Hartley, Ryan Rowe, Nate Pechaitis, Linda Kaufman, Kristin Thomas, Jill Myers, Chelsea Pawson, Ted Pawson, Lori Pawson, Amanda Harsh, Kara Vander Baan, Matt Gutteridge, Mary Radant, Jill Hogle, Susan Shirk, Kelly Whelan, Deb Griffith, and Natasha Manchester .

A motion was made by Mark Swinehart, and supported by Nancy Roback, that the minutes of the July 16, 2012 regular meeting be approved; that the General Fund monthly statements totaling \$38,427.56 be approved for payment; that the spring sports financial report be accepted with revenue of \$15,541.00 and expenditures of \$14,421.00 for a net profit of \$2,120.00; and that a 38-day FMLA/disability/maternity leave be approved for elementary teacher Melissa Bryant and that she be allowed to use accumulated sick leave for the time that her doctor verifies she is disabled.

Ayes 5

Nays 0

Motion Carried

Mark Swinehart arrived at 6:20 pm.

Following discussion, a motion was made by Dawn Bales, and supported by Ruben Villegas, that the following personnel be hired for the 2012-2013 school year: Amanda Harsh (MS/HS language arts and technology), Chelsea Pawson (5th grade), Susan Shirk (ASL), Kara Vander Baan (1st grade), and Kelly Whelan (HS math).

Ayes 6

Nays 0

Motion Carried

A motion was made by Dawn Bales, and supported by Mark Swinehart, that tentative approval be given for the eighth grade spring 2013 class trip to Boston.

Ayes 6

Nays 0

Motion Carried

Following discussion, a motion was made by Mark Swinehart, and supported by Dawn Bales, that Board Policy sections 4,000, 5,000, and 6,000 be accepted with the exception of policy 6230 which will be revised.

Ayes 6

Nays 0

Motion Carried

A motion to adjourn the meeting was made by Mark Swinehart, and supported by Dawn Bales, at 6:56 pm.

Respectfully submitted,

Secretary, Board of Education

SPI
DATE: 08/17/2012
TIME: 12:20:45

MADISON SCHOOL DISTRICT
DETAIL REVENUE STATUS REPORT

PAGE NUMBER: 1
REVSTA31

SELECTION CRITERIA: orgn.fund='11'
ACCOUNTING PERIOD: 1/13

SORTED BY: FUND,DEPARTMENT,FUNCTION
TOTALLED ON: FUND,DEPARTMENT
PAGE BREAKS ON: FUND

	BUDGET	PERIOD RECEIPTS	RECEIVABLES	YEAR TO DATE REVENUE	BALANCE
11-0111-000-0000-00000-0001 0112 CURR TAX MADISON TW	.00	.00	.00	.00	.00
11-0111-000-0000-00000-0001 0113 CURR TAX PALMYRA TW	.00	.00	.00	.00	.00
11-0111-000-0000-00000-0001 0114 CURR TAX ADRIAN TWP	.00	.00	.00	.00	.00
11-0111-000-0000-00000-0001 0116 CURR TAX OTHER TAXE	.00	.00	.00	.00	.00
11-0111-000-0000-00000-0001 0111 CURR TAX ADRIAN CIT	.00	.00	.00	.00	.00
TOTAL DEPARTMENT - CURRENT TAX REVENUE	.00	.00	.00	.00	.00
11-0119-000-0000-00000-0002 0119 INT ON DELINQUENT T	.00	.00	.00	.00	.00
11-0131-000-0000-00000-0002 0131 TUITION PARENT PAY	.00	21,594.00	.00	21,594.00	-21,594.00
11-0151-000-0000-00000-0002 0151 INTEREST ON INVESTM	.00	1,284.12	.00	1,284.12	-1,284.12
11-0171-000-0000-00000-0002 0171 ADMISSIONS ADMISSIO	.00	.00	.00	.00	.00
11-0173-000-0000-00000-0002 0173 EXTRA TRIP SURCHARG	.00	.00	.00	.00	.00
11-0181-000-0000-00000-0002 0181 LATCH KEY PARENT PA	.00	.00	.00	.00	.00
11-0191-000-0000-00000-0002 0191 RENTAL SCHOOL RENTA	.00	.00	.00	.00	.00
11-0199-000-0000-00000-0002 0199 MISC - USF MISC	.00	.00	.00	.00	.00
TOTAL DEPARTMENT - OTHER LOCAL REVENUE	.00	22,878.12	.00	22,878.12	-22,878.12
11-0311-000-0000-00000-0003 0207 STATE AID MEMBERSHI	.00	-13,713.15	.00	-13,713.15	13,713.15
11-0311-000-0000-00000-0003 0208 STATE AID MEMBERSHI	.00	-14,435.17	.00	-14,435.17	14,435.17
11-0311-000-0000-00000-0003 0010 STATE AID MEMBERSHI	.00	-802,122.23	.00	-802,122.23	802,122.23
11-0312-000-0000-00000-0003 0020 AR SEC 31A AT-RISK	.00	-48,358.46	.00	-48,358.46	48,358.46
11-0312-000-0000-00000-0003 0070 AR SEC 31A MIDDLE S	.00	.00	.00	.00	.00
11-0312-000-0000-00000-0003 0100 AR SEC 31A STATE AI	.00	.00	.00	.00	.00
11-0312-000-0000-00000-0003 0110 AR SEC 31A LUNCH	.00	-2,383.46	.00	-2,383.46	2,383.46
11-0312-000-0000-00000-0003 0120 AR SEC 31A SPEC ED	.00	-30,732.95	.00	-30,732.95	30,732.95
11-0312-000-0000-00000-0003 0200 AR SEC 31A SUMMER S	.00	.00	.00	.00	.00
11-0312-000-0000-00000-0003 0313 AR SEC 31A STATE AI	.00	.00	.00	.00	.00
TOTAL DEPARTMENT - STATE REVENUE CATEGORICA	.00	-911,745.42	.00	-911,745.42	911,745.42
11-0412-000-0000-00000-0004 0240 STAB ARRA EDU JOBS	.00	.00	.00	.00	.00
11-0412-000-0000-00000-0004 0230 STAB ARRA ARRA	.00	.00	.00	.00	.00
11-0414-000-0000-00000-0004 0414 SPS REV SPS REV	.00	.00	.00	.00	.00
11-0414-000-0000-00000-0004 0210 SPS REV TITLE IIA T	.00	-61,634.00	.00	-61,634.00	61,634.00
11-0414-000-0000-00000-0004 0211 SPS REV TITLE IID T	.00	.00	.00	.00	.00
11-0414-000-0000-00000-0004 0140 SPS REV TITLE I	.00	-198,655.00	.00	-198,655.00	198,655.00
11-0414-000-0000-00000-0004 0141 SPS REV TITLE I CAR	.00	.00	.00	.00	.00
11-0414-000-0000-00000-0004 0150 SPS REV TITLE VA IN	.00	.00	.00	.00	.00
11-0414-000-0000-00000-0004 0490 SPS REV TITLE II D	.00	.00	.00	.00	.00
11-0414-000-0000-00000-0004 0768 SPS REV RURAL	.00	-29,944.00	.00	-29,944.00	29,944.00
11-0414-000-0000-00000-0004 0230 SPS REV ARRA	.00	.00	.00	.00	.00
11-0417-000-0000-00000-0004 0060 RESTR REV DRUG FREE	.00	.00	.00	.00	.00
11-0417-000-0000-00000-0004 0110 RESTR REV LUNCH	.00	.00	.00	.00	.00
11-0417-000-0000-00000-0004 0220 RESTR REV PARENT ED	.00	.00	.00	.00	.00
11-0417-000-0000-00000-0004 0199 RESTR REV MISC	.00	200.00	.00	200.00	-200.00
11-0417-000-0000-00000-0004 0160 RESTR REV TRANSITIO	.00	.00	.00	.00	.00
11-0417-000-0000-00000-0004 0230 RESTR REV ARRA	.00	.00	.00	.00	.00
11-0417-000-0000-00000-0004 0416 RESTR REV MEDICAID	.00	.00	.00	.00	.00
11-0419-000-0000-00000-0004 0419 MISC - FED SPEC ED	.00	.00	.00	.00	.00
TOTAL DEPARTMENT - FEDERAL REVENUE	.00	-290,033.00	.00	-290,033.00	290,033.00

SPI
DATE: 08/17/2012
TIME: 12:20:45

MADISON SCHOOL DISTRICT
DETAIL REVENUE STATUS REPORT

PAGE NUMBER: 2
REVSTA31

SELECTION CRITERIA: orgn.fund='11'
ACCOUNTING PERIOD: 1/13

SORTED BY: FUND,DEPARTMENT,FUNCTION
TOALED ON: FUND,DEPARTMENT
PAGE BREAKS ON: FUND

	BUDGET	PERIOD RECEIPTS	RECEIVABLES	YEAR TO DATE REVENUE	BALANCE
11-0511-000-0000-00000-0005 0511 SPEC ED TUITION	.00	-21,649.00	.00	-21,649.00	21,649.00
11-0511-000-0000-00000-0005 0120 SPEC ED SPEC ED	.00	.00	.00	.00	.00
11-0513-000-0000-00000-0005 0120 LISD SPEC ED SPEC E	.00	.00	.00	.00	.00
11-0519-000-0000-00000-0005 0120 LISD SPEC ED SPEC E	.00	.00	.00	.00	.00
11-0519-000-0000-00000-0005 0122 LISD SPEC ED LISD S	.00	.00	.00	.00	.00
11-0519-000-0000-00000-0005 0199 LISD SPEC ED MISC	.00	.00	.00	.00	.00
11-0519-000-0000-00000-0005 0220 LISD SPEC ED PARENT	.00	.00	.00	.00	.00
11-0519-000-0000-00000-0005 0416 LISD SPEC ED MEDICA	.00	.00	.00	.00	.00
11-0519-000-0000-00000-0005 0303 LISD SPEC ED CAREER	.00	.00	.00	.00	.00
11-0519-000-0000-00000-0005 0340 LISD SPEC ED MICHIG	.00	.00	.00	.00	.00
11-0541-000-0000-00000-0005 0541 INSURANCE DIVIDENDS	.00	.00	.00	.00	.00
11-0593-000-0000-00000-0005 0593 SALE SCHOOL PROPERT	.00	.00	.00	.00	.00
TOTAL DEPARTMENT - INCOMING TRANSFERS	.00	-21,649.00	.00	-21,649.00	21,649.00
TOTAL FUND - GENERAL FUND	.00	-1,200,549.30	.00	-1,200,549.30	1,200,549.30
TOTAL REPORT	.00	-1,200,549.30	.00	-1,200,549.30	1,200,549.30

SPI
DATE: 08/17/2012
TIME: 12:19:30

MADISON SCHOOL DISTRICT
DETAIL EXPENDITURE STATUS REPORT

PAGE NUMBER: 1
EXPSTA11

SELECTION CRITERIA: orgn.fund='11'
ACCOUNTING PERIOD: 1/13

SORTED BY: FUND,DEPARTMENT,FUNCTION
TOTALLED ON: FUND,DEPARTMENT
PAGE BREAKS ON: FUND

FUND - 11 - GENERAL FUND

	BUDGET	PERIOD EXPENDITURES	ENCUMBRANCES OUTSTANDING	YEAR TO DATE EXP	AVAILABLE BALANCE
11-2134-000-0000-00000-0000 2130 CAFETERIA EMPLOYEE	.00	114.09	.00	114.09	-114.09
11-2134-000-0000-00000-0000 2820 CAFETERIA EMPLOYEE	.00	.00	.00	.00	.00
11-2134-000-0000-00000-0000 2830 CAFETERIA EMPLOYER	.00	.00	.00	.00	.00
TOTAL DEPARTMENT - INTERFUND	.00	114.09	.00	114.09	-114.09
11-1118-000-0340-02315-0010 2830 EL.PRE EMPLOYER SOC	.00	-211.88	.00	-211.88	211.88
11-1118-000-0340-02315-0010 2840 EL.PRE WORKMANS COM	.00	.00	.00	.00	.00
11-1118-000-0340-02315-0010 3110 EL.PRE PURCHASED SE	.00	.00	.00	.00	.00
11-1118-000-0340-02315-0010 3220 EL.PRE WKSHOPS/CONF	.00	.00	.00	.00	.00
11-1118-000-0340-02315-0010 2820 EL.PRE EMPLOYEE RET	.00	-535.60	.00	-535.60	535.60
11-1118-000-0340-02315-0010 2130 EL.PRE EMPLOYEE INS	.00	.00	.00	.00	.00
11-1118-000-0340-02315-0010 1639 EL.PRE TRANS AIDE	.00	.00	.00	.00	.00
11-1118-000-0340-02315-0010 1870 EL.PRE SALARY-SUBST	.00	.00	.00	.00	.00
11-1118-000-0340-02315-0010 1240 EL.PRE SALARY TEACH	.00	-2,149.70	.00	-2,149.70	2,149.70
11-1118-000-0340-02315-0010 1630 EL.PRE SALARY AIDE	.00	.00	.00	.00	.00
11-1118-000-0340-02315-0010 4120 EL.PRE REPAIRS/MAIN	.00	.00	.00	.00	.00
11-1118-000-0340-02315-0010 5110 EL.PRE TEACHING SUP	.00	14.98	253.78	14.98	-268.76
11-1118-000-0340-02315-0010 5140 EL.PRE TRANSPORTATI	.00	.00	.00	.00	.00
11-1118-000-0340-02315-0010 5990 EL.PRE MISC. SUPPLI	.00	.00	.00	.00	.00
11-1118-000-0340-02315-0010 6410 EL.PRE NEW EQUIP/FU	.00	.00	87.89	.00	-87.89
11-1213-000-0340-02315-0010 3130 EL.NURSE NURSING	.00	.00	.00	.00	.00
11-1216-000-0340-02315-0010 2830 EL.SOCWRK EMPLOYER	.00	.00	.00	.00	.00
11-1216-000-0340-02315-0010 1440 EL.SOCWRK SALARY PS	.00	.00	.00	.00	.00
11-1216-000-0340-02315-0010 2820 EL.SOCWRK EMPLOYEE	.00	.00	.00	.00	.00
11-1271-000-0340-02315-0010 1610 EL.TRANS SALARY VEH	.00	.00	.00	.00	.00
11-1271-000-0340-02315-0010 2820 EL.TRANS EMPLOYEE R	.00	.00	.00	.00	.00
11-1271-000-0340-02315-0010 2830 EL.TRANS EMPLOYER S	.00	.00	.00	.00	.00
TOTAL DEPARTMENT - PRE-SCHOOL INSTRUCTION	.00	-2,882.20	341.67	-2,882.20	2,540.53
11-1111-000-0000-02315-0011 2830 EL.REG EMPLOYER SOC	.00	-13,485.86	.00	-13,485.86	13,485.86
11-1111-000-0000-02315-0011 2840 EL.REG WORKMANS COM	.00	.00	.00	.00	.00
11-1111-000-0000-02315-0011 2850 EL.REG UNEMPLOYMENT	.00	.00	.00	.00	.00
11-1111-000-0000-02315-0011 2990 EL.REG SICK DAY REI	.00	.00	.00	.00	.00
11-1111-000-0000-02315-0011 3110 EL.REG PURCHASED SE	.00	.00	.00	.00	.00
11-1111-000-0000-02315-0011 3112 EL.REG PURCH NWEA	.00	.00	.00	.00	.00
11-1111-000-0000-02315-0011 3130 EL.REG NURSING	.00	.00	.00	.00	.00
11-1111-000-0000-02315-0011 3220 EL.REG WKSHOPS/CONF	.00	.00	.00	.00	.00
11-1111-000-0000-02315-0011 1240 EL.REG SALARY TEACH	.00	-167,524.90	.00	-167,524.90	167,524.90
11-1111-000-0000-02315-0011 2210 EL.REG EARLY RETIRE	.00	.00	.00	.00	.00
11-1111-000-0000-02315-0011 2820 EL.REG EMPLOYEE RET	.00	-39,666.24	.00	-39,666.24	39,666.24
11-1111-000-0000-02315-0011 1870 EL.REG SALARY-SUBST	.00	.00	.00	.00	.00
11-1111-000-0000-02315-0011 2130 EL.REG EMPLOYEE INS	.00	498.49	.00	498.49	-498.49
11-1111-000-0000-02315-0011 6410 EL.REG NEW EQUIP/FU	.00	1,215.42	44,649.17	1,215.42	-45,864.59
11-1111-000-0000-02315-0011 5990 EL.REG MISC. SUPPLI	.00	.00	87.06	.00	-87.06

SPI
DATE: 08/17/2012
TIME: 12:19:30

MADISON SCHOOL DISTRICT
DETAIL EXPENDITURE STATUS REPORT

PAGE NUMBER: 2
EXPSTall

SELECTION CRITERIA: orgn.fund='11'
ACCOUNTING PERIOD: 1/13

SORTED BY: FUND,DEPARTMENT,FUNCTION
TOTALLED ON: FUND,DEPARTMENT
PAGE BREAKS ON: FUND

FUND - 11 - GENERAL FUND

	BUDGET	PERIOD EXPENDITURES	ENCUMBRANCES OUTSTANDING	YEAR TO DATE EXP	AVAILABLE BALANCE
11-1111-000-0000-02315-0011 5210 EL.REG TEXTBOOKS	.00	72.95	20,843.51	72.95	-20,916.46
11-1111-000-0000-02315-0011 5110 EL.REG TEACHING SUP	.00	2,132.00	19,389.51	2,132.00	-21,521.51
11-1111-000-0000-02315-0011 4220 EL.REG CONTRACT SER	.00	477.74	.00	477.74	-477.74
11-1111-000-0000-02315-0011 5119 EL.REG MIBLSI	.00	.00	.00	.00	.00
11-1111-000-0000-02315-0011 4120 EL.REG REPAIRS/MAIN	.00	.00	.00	.00	.00
11-1111-000-0000-02315-0011 7410 EL.REG DUES/CHAUFFE	.00	.00	265.00	.00	-265.00
11-1111-000-0000-02315-0011 8220 EL.REG PAYMT TO ANO	.00	.00	.00	.00	.00
11-1111-000-6410-02315-0011 2820 EL REG ARRA EMPLOYE	.00	.00	.00	.00	.00
11-1111-000-6410-02315-0011 1240 EL REG ARRA SALARY	.00	.00	.00	.00	.00
11-1111-000-6410-02315-0011 2830 EL REG ARRA EMPLOYE	.00	.00	.00	.00	.00
11-1111-000-6460-02315-0011 2830 EL REG EDUCATION JO	.00	.00	.00	.00	.00
11-1111-000-6460-02315-0011 1240 EL REG EDUCATION JO	.00	.00	.00	.00	.00
11-1111-000-6460-02315-0011 2820 EL REG EDUCATION JO	.00	.00	.00	.00	.00
11-1213-000-0000-02315-0011 3130 EL.REG.NURSE NURSIN	.00	800.51	.00	800.51	-800.51
11-1259-000-0000-02315-0011 3990 EL.BUS STUDENT INS	.00	5,230.00	.00	5,230.00	-5,230.00
TOTAL DEPARTMENT - ELEMENTARY INSTRUCTION	.00	-210,249.89	85,234.25	-210,249.89	125,015.64
11-1113-000-0000-02316-0012 4120 HS.REG REPAIRS/MAIN	.00	.00	.00	.00	.00
11-1113-000-0000-02316-0012 4220 HS.REG CONTRACT SER	.00	445.36	.00	445.36	-445.36
11-1113-000-0000-02316-0012 3710 HS.REG CAP	.00	.00	.00	.00	.00
11-1113-000-0000-02316-0012 3711 HS.REG TUITION COLL	.00	.00	.00	.00	.00
11-1113-000-0000-02316-0012 5110 HS.REG TEACHING SUP	.00	166.43	5,234.79	166.43	-5,401.22
11-1113-000-0000-02316-0012 5210 HS.REG TEXTBOOKS	.00	.00	15,857.74	.00	-15,857.74
11-1113-000-0000-02316-0012 5121 HS.REG PLTW	.00	.00	.00	.00	.00
11-1113-000-0000-02316-0012 5122 HS.REG CAREER PREP	.00	.00	.00	.00	.00
11-1113-000-0000-02316-0012 5123 HS.REG ISSI	.00	.00	.00	.00	.00
11-1113-000-0000-02316-0012 5130 HS.REG GRADUATION E	.00	.00	.00	.00	.00
11-1113-000-0000-02316-0012 5990 HS.REG MISC. SUPPLI	.00	.00	.00	.00	.00
11-1113-000-0000-02316-0012 6410 HS.REG NEW EQUIP/FU	.00	1,050.00	3,372.00	1,050.00	-4,422.00
11-1113-000-0000-02316-0012 8210 HS.REG PREP ACADEMY	.00	.00	.00	.00	.00
11-1113-000-0000-02316-0012 8220 HS.REG PAYMT TO ANO	.00	.00	.00	.00	.00
11-1113-000-0000-02316-0012 7410 HS.REG DUES/CHAUFFE	.00	.00	.00	.00	.00
11-1113-000-0000-02316-0012 6450 HS.REG MUSIC INST N	.00	.00	1,047.82	.00	-1,047.82
11-1113-000-0000-02316-0012 3220 HS.REG WKSHOPS/CONF	.00	.00	.00	.00	.00
11-1113-000-0000-02316-0012 2850 HS.REG UNEMPLOYMENT	.00	.00	.00	.00	.00
11-1113-000-0000-02316-0012 2840 HS.REG WORKMANS COM	.00	.00	.00	.00	.00
11-1113-000-0000-02316-0012 3112 HS.REG PURCH NWEA	.00	.00	.00	.00	.00
11-1113-000-0000-02316-0012 3110 HS.REG PURCHASED SE	.00	.00	.00	.00	.00
11-1113-000-0000-02316-0012 2990 HS.REG SICK DAY REI	.00	.00	.00	.00	.00
11-1113-000-0000-02316-0012 2830 HS.REG EMPLOYER SOC	.00	-6,577.19	.00	-6,577.19	6,577.19
11-1113-000-0000-02316-0012 2210 HS.REG EARLY RETIRE	.00	.00	.00	.00	.00
11-1113-000-0000-02316-0012 2820 HS.REG EMPLOYEE RET	.00	-19,227.79	.00	-19,227.79	19,227.79
11-1113-000-0000-02316-0012 2130 HS.REG EMPLOYEE INS	.00	.00	.00	.00	.00
11-1113-000-0000-02316-0012 1870 HS.REG SALARY-SUBST	.00	.00	.00	.00	.00
11-1113-000-0000-02316-0012 1240 HS.REG SALARY TEACH	.00	-81,620.08	.00	-81,620.08	81,620.08

SPI
DATE: 08/17/2012
TIME: 12:19:30

MADISON SCHOOL DISTRICT
DETAIL EXPENDITURE STATUS REPORT

PAGE NUMBER: 3
EXPSTall

SELECTION CRITERIA: orgn.fund='11'
ACCOUNTING PERIOD: 1/13

SORTED BY: FUND,DEPARTMENT,FUNCTION
TOTALLED ON: FUND,DEPARTMENT
PAGE BREAKS ON: FUND

FUND - 11 - GENERAL FUND

	BUDGET	PERIOD EXPENDITURES	ENCUMBRANCES OUTSTANDING	YEAR TO DATE EXP	AVAILABLE BALANCE
11-1113-000-0000-02316-0012 1242 HS.REG ISSI	.00	.00	.00	.00	.00
11-1113-000-0696-02316-0012 5990 HS.REG.DRUG MISC. S	.00	.00	.00	.00	.00
11-1213-000-0000-02316-0012 3130 HS.NURSE NURSING	.00	400.25	.00	400.25	-400.25
11-1259-000-0000-02316-0012 3990 HS.BUS STUDENT INS	.00	2,615.00	.00	2,615.00	-2,615.00
TOTAL DEPARTMENT - H.S. BASIC INSTRUCT	.00	-102,748.02	25,512.35	-102,748.02	77,235.67
11-1111-000-6460-07262-0013 2820 MS REG EDUCATION JO	.00	.00	.00	.00	.00
11-1111-000-6460-07262-0013 2830 MS REG EDUCATION JO	.00	.00	.00	.00	.00
11-1111-000-6460-07262-0013 1240 MS.REG EDUCATION JO	.00	.00	.00	.00	.00
11-1112-000-0000-07262-0013 1240 MS.REG SALARY TEACH	.00	-58,814.98	.00	-58,814.98	58,814.98
11-1112-000-0000-07262-0013 1242 MS.REG ISSI	.00	.00	.00	.00	.00
11-1112-000-0000-07262-0013 2130 MS.REG EMPLOYEE INS	.00	160.58	.00	160.58	-160.58
11-1112-000-0000-07262-0013 1870 MS.REG SALARY-SUBST	.00	.00	.00	.00	.00
11-1112-000-0000-07262-0013 2820 MS.REG EMPLOYEE RET	.00	-14,092.58	.00	-14,092.58	14,092.58
11-1112-000-0000-07262-0013 2830 MS.REG EMPLOYER SOC	.00	-4,734.64	.00	-4,734.64	4,734.64
11-1112-000-0000-07262-0013 3220 MS.REG WKSHOPS/CONF	.00	.00	.00	.00	.00
11-1112-000-0000-07262-0013 2990 MS.REG SICK DAY REI	.00	.00	.00	.00	.00
11-1112-000-0000-07262-0013 3110 MS.REG PURCHASED SE	.00	.00	.00	.00	.00
11-1112-000-0000-07262-0013 3112 MS.REG PURCH NWEA	.00	.00	.00	.00	.00
11-1112-000-0000-07262-0013 2840 MS.REG WORKMANS COM	.00	.00	.00	.00	.00
11-1112-000-0000-07262-0013 2850 MS.REG UNEMPLOYMENT	.00	.00	.00	.00	.00
11-1112-000-0000-07262-0013 3228 MS.REG PLTW TRAVEL	.00	.00	.00	.00	.00
11-1112-000-0000-07262-0013 4220 MS.REG CONTRACT SER	.00	304.20	.00	304.20	-304.20
11-1112-000-0000-07262-0013 4120 MS.REG REPAIRS/MAIN	.00	.00	.00	.00	.00
11-1112-000-0000-07262-0013 5119 MS.REG MIBLSI	.00	.00	.00	.00	.00
11-1112-000-0000-07262-0013 5110 MS.REG TEACHING SUP	.00	424.26	2,700.10	424.26	-3,124.36
11-1112-000-0000-07262-0013 5990 MS.REG MISC. SUPPLI	.00	.00	.00	.00	.00
11-1112-000-0000-07262-0013 5123 MS.REG ISSI	.00	.00	.00	.00	.00
11-1112-000-0000-07262-0013 5121 MS.REG PLTW	.00	.00	.00	.00	.00
11-1112-000-0000-07262-0013 5210 MS.REG TEXTBOOKS	.00	1,424.00	.00	1,424.00	-1,424.00
11-1112-000-0000-07262-0013 6410 MS.REG NEW EQUIP/FU	.00	1,050.00	4,169.51	1,050.00	-5,219.51
11-1112-000-0000-07262-0013 6450 MS.REG MUSIC INST N	.00	.00	719.44	.00	-719.44
11-1112-000-0000-07262-0013 7410 MS.REG DUES/CHAUFFE	.00	.00	.00	.00	.00
11-1112-000-0000-07262-0013 8220 MS.REG PAYMT TO ANO	.00	.00	.00	.00	.00
11-1213-000-0000-07262-0013 3130 MS.NURSE NURSING	.00	400.25	.00	400.25	-400.25
11-1259-000-0000-07262-0013 3990 MS. BUS STUDENT INS	.00	2,615.00	.00	2,615.00	-2,615.00
TOTAL DEPARTMENT - M.S. BASIC INSTRUCT	.00	-71,263.91	7,589.05	-71,263.91	63,674.86
11-1113-000-0375-02316-0015 4120 HS.REG.DRIVER REPAI	.00	.00	.00	.00	.00
11-1113-000-0375-02316-0015 5110 HS.REG.DRIVER TEACH	.00	.00	.00	.00	.00
11-1113-000-0375-02316-0015 2830 HS.REG.DRIVER EMPLO	.00	56.58	.00	56.58	-56.58
11-1113-000-0375-02316-0015 2820 HS.REG.DRIVER EMPLO	.00	205.74	.00	205.74	-205.74
11-1113-000-0375-02316-0015 1240 HS.REG.DRIVER SALAR	.00	841.08	.00	841.08	-841.08
TOTAL DEPARTMENT - DRIVERS EDUCATION	.00	1,103.40	.00	1,103.40	-1,103.40

SPI
DATE: 08/17/2012
TIME: 12:19:30

MADISON SCHOOL DISTRICT
DETAIL EXPENDITURE STATUS REPORT

PAGE NUMBER: 4
EXPSTA11

SELECTION CRITERIA: orgn.fund='11'
ACCOUNTING PERIOD: 1/13

SORTED BY: FUND,DEPARTMENT,FUNCTION
TOTALLED ON: FUND,DEPARTMENT
PAGE BREAKS ON: FUND

FUND - 11 - GENERAL FUND

	BUDGET	PERIOD EXPENDITURES	ENCUMBRANCES OUTSTANDING	YEAR TO DATE EXP	AVAILABLE BALANCE
11-1122-000-6380-02315-0016 1240 EL ARRA IDEA SALARY	.00	.00	.00	.00	.00
11-1122-000-6380-02315-0016 2820 EL ARRA IDEA EMPLOY	.00	.00	.00	.00	.00
11-1122-000-6380-02315-0016 2130 EL ARRA IDEA EMPLOY	.00	.00	.00	.00	.00
11-1122-000-6380-02315-0016 2830 EL ARRA IDEA EMPLOY	.00	.00	.00	.00	.00
11-1122-000-6380-02315-0016 5110 EL ARRA IDEA TEACHI	.00	.00	.00	.00	.00
11-1122-193-0202-02315-0016 2830 EL.SPEC.AI EMPLOYER	.00	.00	.00	.00	.00
11-1122-193-0202-02315-0016 2820 EL.SPEC.AI EMPLOYEE	.00	.00	.00	.00	.00
11-1122-193-0202-02315-0016 1632 EL.SPEC.AI AIDE - E	.00	.00	.00	.00	.00
11-1122-110-0202-02315-0016 1634 EL.SPEC.EMI AIDE-MC	.00	.00	.00	.00	.00
11-1122-110-0202-02315-0016 2820 EL.SPEC.EMI EMPLOYE	.00	.00	.00	.00	.00
11-1122-110-0202-02315-0016 2830 EL.SPEC.EMI EMPLOYE	.00	.00	.00	.00	.00
11-1122-110-0202-02315-0016 5114 EL.SPEC.EMI SUPPLIE	.00	.00	120.22	.00	-120.22
11-1122-110-0202-02315-0016 3224 EL.SPEC.EMI TRAVEL	.00	.00	.00	.00	.00
11-1122-110-0202-02315-0016 5994 EL.SPEC.EMI MISC MC	.00	.00	.00	.00	.00
11-1122-110-0202-02315-0016 6424 EL.SPEC.EMI FURN/EQ	.00	.00	.00	.00	.00
11-1122-194-0202-02315-0016 5992 EL.SPEC.RES MISC EL	.00	.00	.00	.00	.00
11-1122-194-0202-02315-0016 6422 EL.SPEC.RES FURN/EQ	.00	.00	.00	.00	.00
11-1122-194-0202-02315-0016 5112 EL.SPEC.RES SUPPLIE	.00	5.31	256.05	5.31	-261.36
11-1122-194-0202-02315-0016 3222 EL.SPEC.RES TRAVEL	.00	.00	.00	.00	.00
11-1122-194-0202-02315-0016 4220 EL.SPEC.RES CONTRAC	.00	.00	.00	.00	.00
11-1122-194-0202-02315-0016 2830 EL.SPEC.RES EMPLOYE	.00	-4,450.54	.00	-4,450.54	4,450.54
11-1122-194-0202-02315-0016 2820 EL.SPEC.RES EMPLOYE	.00	-13,717.63	.00	-13,717.63	13,717.63
11-1122-194-0202-02315-0016 2840 EL.SPEC.RES WORKMAN	.00	.00	.00	.00	.00
11-1122-194-0202-02315-0016 3110 EL.SPEC.RES PURCHAS	.00	.00	.00	.00	.00
11-1122-194-0202-02315-0016 2990 EL.SPEC.RES SICK DA	.00	.00	.00	.00	.00
11-1122-194-0202-02315-0016 2130 EL.SPEC.RES EMPLOYE	.00	2,332.87	.00	2,332.87	-2,332.87
11-1122-194-0202-02315-0016 1632 EL.SPEC.RES AIDE -	.00	.00	.00	.00	.00
11-1122-194-0202-02315-0016 1240 EL.SPEC.RES SALARY	.00	-56,481.88	.00	-56,481.88	56,481.88
11-1122-000-6380-02316-0016 1240 HS ARRA IDEA SALARY	.00	.00	.00	.00	.00
11-1122-000-6380-02316-0016 2130 HS ARRA IDEA EMPLOY	.00	.00	.00	.00	.00
11-1122-000-6380-02316-0016 2820 HS ARRA IDEA EMPLOY	.00	.00	.00	.00	.00
11-1122-000-6380-02316-0016 2830 HS ARRA IDEA EMPLOY	.00	.00	.00	.00	.00
11-1122-000-6380-02316-0016 5110 HS ARRA IDEA TEACHI	.00	.00	.00	.00	.00
11-1122-110-0202-02316-0016 5116 HS.SPEC.EMI SUPPLIE	.00	.00	.00	.00	.00
11-1122-110-0202-02316-0016 3226 HS.SPEC.EMI TRAVEL	.00	.00	.00	.00	.00
11-1122-110-0202-02316-0016 5996 HS.SPEC.EMI MISC SE	.00	.00	.00	.00	.00
11-1122-110-0202-02316-0016 6426 HS.SPEC.EMI FURN/EQ	.00	.00	.00	.00	.00
11-1122-110-0202-02316-0016 2830 HS.SPEC.EMI EMPLOYE	.00	.00	.00	.00	.00
11-1122-110-0202-02316-0016 2820 HS.SPEC.EMI EMPLOYE	.00	.00	.00	.00	.00
11-1122-110-0202-02316-0016 1636 HS.SPEC.EMI AIDE -	.00	.00	.00	.00	.00
11-1122-196-0202-02316-0016 1638 HS.SPEC.LRE LRE AID	.00	.00	.00	.00	.00
11-1122-196-0202-02316-0016 2830 HS.SPEC.LRE EMPLOYE	.00	.00	.00	.00	.00
11-1122-196-0202-02316-0016 2820 HS.SPEC.LRE EMPLOYE	.00	.00	.00	.00	.00
11-1122-194-0202-02316-0016 2830 HS.SPEC.RES EMPLOYE	.00	.00	.00	.00	.00

SPI
DATE: 08/17/2012
TIME: 12:19:30

MADISON SCHOOL DISTRICT
DETAIL EXPENDITURE STATUS REPORT

PAGE NUMBER: 5
EXPSTall

SELECTION CRITERIA: orgn.fund='11'
ACCOUNTING PERIOD: 1/13

SORTED BY: FUND,DEPARTMENT,FUNCTION
TOTALLED ON: FUND,DEPARTMENT
PAGE BREAKS ON: FUND

FUND - 11 - GENERAL FUND

	BUDGET	PERIOD EXPENDITURES	ENCUMBRANCES OUTSTANDING	YEAR TO DATE EXP	AVAILABLE BALANCE
11-1122-194-0202-02316-0016 1631 HS.SPEC.RES AIDE -	.00	.00	.00	.00	.00
11-1122-194-0202-02316-0016 2820 HS.SPEC.RES EMPLOYE	.00	.00	.00	.00	.00
11-1122-194-0202-02316-0016 1240 HS.SPEC.RES SALARY	.00	.00	.00	.00	.00
11-1122-194-0202-02316-0016 5991 HS.SPEC.RES MISC HS	.00	.00	.00	.00	.00
11-1122-194-0202-02316-0016 6421 HS.SPEC.RES FURN/EQ	.00	.00	.00	.00	.00
11-1122-194-0202-02316-0016 5111 HS.SPEC.RES SUPPLIE	.00	115.40	927.44	115.40	-1,042.84
11-1122-194-0202-02316-0016 3221 HS.SPEC.RES TRAVEL	.00	.00	.00	.00	.00
11-1122-170-0202-07262-0016 5110 HS.SPEC.VI TEACHING	.00	.00	.00	.00	.00
11-1122-000-6380-07262-0016 5110 MS ARRA IDEA TEACHI	.00	.00	.00	.00	.00
11-1122-000-6380-07262-0016 1240 MS ARRA IDEA SALARY	.00	.00	.00	.00	.00
11-1122-000-6380-07262-0016 2820 MS ARRA IDEA EMPLOY	.00	.00	.00	.00	.00
11-1122-000-6380-07262-0016 2130 MS ARRA IDEA EMPLOY	.00	.00	.00	.00	.00
11-1122-000-6380-07262-0016 2830 MS ARRA IDEA EMPLOY	.00	.00	.00	.00	.00
11-1122-000-6380-07262-0016 3220 MS ARRA IDEA WKSHOP	.00	.00	.00	.00	.00
11-1122-194-0202-07262-0016 2820 MS.SPEC.RES EMPLOYE	.00	.00	.00	.00	.00
11-1122-194-0202-07262-0016 2830 MS.SPEC.RES EMPLOYE	.00	.00	.00	.00	.00
11-1122-194-0202-07262-0016 1240 MS.SPEC.RES SALARY	.00	.00	.00	.00	.00
TOTAL DEPARTMENT - SPECIAL EDUCATION	.00	-72,196.47	1,303.71	-72,196.47	70,892.76
11-1125-000-0601-02315-0017 1241 EL.COMP.TTL 1 SALAR	.00	.00	.00	.00	.00
11-1125-000-0601-02315-0017 1240 EL.COMP.TTL 1 SALAR	.00	3,262.69	.00	3,262.69	-3,262.69
11-1125-000-0601-02315-0017 1630 EL.COMP.TTL 1 SALAR	.00	.00	.00	.00	.00
11-1125-000-0601-02315-0017 2130 EL.COMP.TTL 1 EMPLO	.00	197.91	.00	197.91	-197.91
11-1125-000-0601-02315-0017 2820 EL.COMP.TTL 1 EMPLO	.00	719.80	.00	719.80	-719.80
11-1125-000-0601-02315-0017 2830 EL.COMP.TTL 1 EMPLO	.00	249.61	.00	249.61	-249.61
11-1125-000-0601-02315-0017 3220 EL.COMP.TTL 1 WKSHO	.00	.00	.00	.00	.00
11-1125-000-0601-02315-0017 2840 EL.COMP.TTL 1 WORKM	.00	.00	.00	.00	.00
11-1125-000-0601-02315-0017 5110 EL.COMP.TTL 1 TEACH	.00	.00	.00	.00	.00
11-1125-000-0601-02315-0017 4220 EL.COMP.TTL 1 CONTR	.00	.00	.00	.00	.00
11-1125-000-0601-02315-0017 6410 EL.COMP.TTL 1 NEW E	.00	.00	.00	.00	.00
11-1125-000-6370-07262-0017 5110 MS ARRA TITLE TEACH	.00	.00	.00	.00	.00
11-1125-000-6370-07262-0017 3220 MS ARRA TITLE WKSHO	.00	.00	.00	.00	.00
11-1125-000-6370-07262-0017 2830 MS ARRA TITLE EMPLO	.00	.00	.00	.00	.00
11-1125-000-6370-07262-0017 2820 MS ARRA TITLE EMPLO	.00	.00	.00	.00	.00
11-1125-000-6370-07262-0017 1240 MS ARRA TITLE SALAR	.00	.00	.00	.00	.00
11-1212-000-0601-02315-0017 1220 EL.COUN.TTL 1 SALAR	.00	-1,324.60	.00	-1,324.60	1,324.60
11-1212-000-0601-02315-0017 2820 EL.COUN.TTL 1 EMPLO	.00	-299.53	.00	-299.53	299.53
11-1212-000-0601-02315-0017 2130 EL.COUN.TTL 1 EMPLO	.00	.00	.00	.00	.00
11-1212-000-0601-02315-0017 2830 EL.COUN.TTL 1 EMPLO	.00	-109.16	.00	-109.16	109.16
11-1213-000-0601-02315-0017 3130 EL.NURSE.TTL 1 NURS	.00	.00	.00	.00	.00
11-1226-000-0601-02315-0017 2830 EL.DIR.TTL 1 EMPLOY	.00	79.98	.00	79.98	-79.98
11-1226-000-0601-02315-0017 2130 EL.DIR.TTL 1 EMPLOY	.00	.00	.00	.00	.00
11-1226-000-0601-02315-0017 2820 EL.DIR.TTL 1 EMPLOY	.00	248.84	.00	248.84	-248.84
11-1226-000-0601-02315-0017 1160 EL.DIR.TTL 1 SALARY	.00	1,047.28	.00	1,047.28	-1,047.28
11-1231-000-0601-02315-0017 3180 EL.BOE.TTL 1 AUDIT	.00	.00	.00	.00	.00

SPI
DATE: 08/17/2012
TIME: 12:19:30

MADISON SCHOOL DISTRICT
DETAIL EXPENDITURE STATUS REPORT

PAGE NUMBER: 6
EXPSTA11

SELECTION CRITERIA: orgn.fund='11'
ACCOUNTING PERIOD: 1/13

SORTED BY: FUND,DEPARTMENT,FUNCTION
TOTALLED ON: FUND,DEPARTMENT
PAGE BREAKS ON: FUND

FUND - 11 - GENERAL FUND

	BUDGET	PERIOD EXPENDITURES	ENCUMBRANCES OUTSTANDING	YEAR TO DATE EXP	AVAILABLE BALANCE
TOTAL DEPARTMENT - TITLE I	.00	4,072.82	.00	4,072.82	-4,072.82
11-1125-000-0306-02315-0018 3220 EL.COMP.AR WKSHOPS/	.00	.00	.00	.00	.00
11-1125-000-0306-02315-0018 2840 EL.COMP.AR WORKMANS	.00	.00	.00	.00	.00
11-1125-000-0306-02315-0018 2830 EL.COMP.AR EMPLOYER	.00	-336.46	.00	-336.46	336.46
11-1125-000-0306-02315-0018 2820 EL.COMP.AR EMPLOYEE	.00	-927.15	.00	-927.15	927.15
11-1125-000-0306-02315-0018 1240 EL.COMP.AR SALARY T	.00	-7,451.27	.00	-7,451.27	7,451.27
11-1125-000-0306-02315-0018 1630 EL.COMP.AR SALARY A	.00	.00	.00	.00	.00
11-1125-000-0306-02315-0018 1290 EL.COMP.AR OTHER PR	.00	3,620.82	.00	3,620.82	-3,620.82
11-1125-000-0306-02315-0018 2130 EL.COMP.AR EMPLOYEE	.00	800.74	.00	800.74	-800.74
11-1125-000-0306-02315-0018 1637 EL.COMP.AR AIDE - S	.00	.00	.00	.00	.00
11-1125-000-0306-02315-0018 1870 EL.COMP.AR SALARY-S	.00	.00	.00	.00	.00
11-1125-000-0306-02315-0018 5117 EL.COMP.AR TEACHING	.00	.00	.00	.00	.00
11-1125-000-0306-02315-0018 5118 EL.COMP.AR STUDENT	.00	.00	.00	.00	.00
11-1125-000-0306-02315-0018 5110 EL.COMP.AR TEACHING	.00	.00	.00	.00	.00
11-1125-000-0306-02315-0018 3227 EL.COMP.AR TRAVE &	.00	.00	.00	.00	.00
11-1125-000-0306-02315-0018 6410 EL.COMP.AR NEW EQUI	.00	.00	.00	.00	.00
11-1125-000-0306-02315-0018 5990 EL.COMP.AR MISC. SU	.00	.00	.00	.00	.00
11-1125-000-0306-02315-0018 6417 EL.COMP.AR EQUIP/FU	.00	.00	.00	.00	.00
11-1125-000-0306-02316-0018 1290 HS.COMP.AR OTHER PR	.00	3,692.30	.00	3,692.30	-3,692.30
11-1125-000-0306-02316-0018 1240 HS.COMP.AR SALARY T	.00	.00	.00	.00	.00
11-1125-000-0306-02316-0018 2820 HS.COMP.AR EMPLOYEE	.00	903.12	.00	903.12	-903.12
11-1125-000-0306-02316-0018 2830 HS.COMP.AR EMPLOYER	.00	271.26	.00	271.26	-271.26
11-1213-000-0306-02315-0018 3130 EL.NURSE.AR NURSING	.00	.00	.00	.00	.00
TOTAL DEPARTMENT - AT RISK	.00	573.36	.00	573.36	-573.36
11-1221-000-0764-02315-0019 3120 EL.TITLE II A EMPLO	.00	.00	4,147.13	.00	-4,147.13
11-1221-000-0764-02315-0019 2830 EL.TITLE II A EMPLO	.00	.00	.00	.00	.00
11-1221-000-0764-02315-0019 2820 EL.TITLE II A EMPLO	.00	.00	.00	.00	.00
11-1221-000-0764-02315-0019 1240 EL.TITLE II A SALAR	.00	.00	.00	.00	.00
11-1221-000-0764-02315-0019 6410 EL.TITLE II A NEW E	.00	.00	.00	.00	.00
11-1221-000-0764-02315-0019 5110 EL.TITLE II A TEACH	.00	.00	.00	.00	.00
11-1221-000-0764-02316-0019 1240 HS.TITLE II A SALAR	.00	2,197.08	.00	2,197.08	-2,197.08
11-1221-000-0764-02316-0019 2820 HS.TITLE II A EMPLO	.00	537.42	.00	537.42	-537.42
11-1221-000-0764-02316-0019 2830 HS.TITLE II A EMPLO	.00	159.90	.00	159.90	-159.90
11-1221-000-0764-02316-0019 3120 HS.TITLE II A EMPLO	.00	.00	.00	.00	.00
11-1221-000-0764-07262-0019 3120 MS.TITLE II A EMPLO	.00	340.00	5,659.00	340.00	-5,999.00
TOTAL DEPARTMENT - TITLE II TEACHER TRAININ	.00	3,234.40	9,806.13	3,234.40	-13,040.53
11-1125-000-0341-02315-0020 2840 EL.COMP.SS WORKMANS	.00	.00	.00	.00	.00
11-1125-000-0341-02315-0020 2830 EL.COMP.SS EMPLOYER	.00	37.08	.00	37.08	-37.08
11-1125-000-0341-02315-0020 2820 EL.COMP.SS EMPLOYEE	.00	118.55	.00	118.55	-118.55
11-1125-000-0341-02315-0020 2130 EL.COMP.SS EMPLOYEE	.00	.00	.00	.00	.00

SPI
DATE: 08/17/2012
TIME: 12:19:30

MADISON SCHOOL DISTRICT
DETAIL EXPENDITURE STATUS REPORT

PAGE NUMBER: 7
EXPSTA11

SELECTION CRITERIA: orgn.fund='11'
ACCOUNTING PERIOD: 1/13

SORTED BY: FUND,DEPARTMENT,FUNCTION
TOTALLED ON: FUND,DEPARTMENT
PAGE BREAKS ON: FUND

FUND - 11 - GENERAL FUND

	BUDGET	PERIOD EXPENDITURES	ENCUMBRANCES OUTSTANDING	YEAR TO DATE EXP	AVAILABLE BALANCE
11-1125-000-0341-02315-0020 1240 EL.COMP.SS SALARY T	.00	484.65	.00	484.65	-484.65
11-1125-000-0341-02315-0020 1630 EL.COMP.SS SALARY A	.00	.00	.00	.00	.00
11-1125-000-0341-02315-0020 5110 EL.COMP.SS TEACHING	.00	.00	.00	.00	.00
11-1125-000-0341-02315-0020 3220 EL.COMP.SS WKSHOPS/	.00	.00	.00	.00	.00
11-1125-000-0341-02315-0020 6410 EL.COMP.SS NEW EQUI	.00	.00	.00	.00	.00
11-1226-000-0341-02315-0020 1160 EL.DIR.SS SALARY SC	.00	.00	.00	.00	.00
11-1226-000-0341-02315-0020 2820 EL.DIR.SS EMPLOYEE	.00	.00	.00	.00	.00
11-1226-000-0341-02315-0020 2830 EL.DIR.SS EMPLOYER	.00	.00	.00	.00	.00
11-1261-000-0341-02315-0020 5790 EL.OPER.SS TRANSPOR	.00	.00	.00	.00	.00
11-1271-000-0341-02315-0020 2830 EL.TRANS.SS EMPLOYE	.00	17.05	.00	17.05	-17.05
11-1271-000-0341-02315-0020 2820 EL.TRANS.SS EMPLOYE	.00	54.52	.00	54.52	-54.52
11-1271-000-0341-02315-0020 1610 EL.TRANS.SS SALARY	.00	222.88	.00	222.88	-222.88
TOTAL DEPARTMENT - SUMMER SCHOOL	.00	934.73	.00	934.73	-934.73
11-1125-000-0307-02315-0021 1630 EL.COMP.BILING SALA	.00	.00	.00	.00	.00
11-1125-000-0307-02315-0021 2820 EL.COMP.BILING EMPL	.00	.00	.00	.00	.00
11-1125-000-0307-02315-0021 2130 EL.COMP.BILING EMPL	.00	.00	.00	.00	.00
11-1125-000-0307-02315-0021 2830 EL.COMP.BILING EMPL	.00	.00	.00	.00	.00
11-1125-000-0307-02315-0021 3220 EL.COMP.BILING WKSH	.00	.00	.00	.00	.00
11-1125-000-0307-02315-0021 5110 EL.COMP.BILING TEAC	.00	.00	.00	.00	.00
TOTAL DEPARTMENT - BILINGUAL	.00	.00	.00	.00	.00
11-1125-000-0768-02315-0022 2820 EL.TITLE.VI EMPLOYE	.00	369.02	.00	369.02	-369.02
11-1125-000-0768-02315-0022 2830 EL.TITLE.VI EMPLOYE	.00	115.42	.00	115.42	-115.42
11-1125-000-0768-02315-0022 2130 EL.TITLE.VI EMPLOYE	.00	.00	.00	.00	.00
11-1125-000-0768-02315-0022 1290 EL.TITLE.VI OTHER P	.00	1,508.68	.00	1,508.68	-1,508.68
TOTAL DEPARTMENT - TITLE VI RURAL	.00	1,993.12	.00	1,993.12	-1,993.12
11-1212-000-0000-02315-0025 1220 EL.COUN SALARY COUN	.00	-2,384.30	.00	-2,384.30	2,384.30
11-1212-000-0000-02315-0025 2820 EL.COUN EMPLOYEE RE	.00	-539.18	.00	-539.18	539.18
11-1212-000-0000-02315-0025 2130 EL.COUN EMPLOYEE IN	.00	.00	.00	.00	.00
11-1212-000-0000-02315-0025 2830 EL.COUN EMPLOYER SO	.00	-196.43	.00	-196.43	196.43
11-1212-000-0000-02315-0025 3220 EL.COUN WKSHOPS/CON	.00	.00	.00	.00	.00
11-1212-000-0000-02315-0025 5120 EL.COUN TESTING SUP	.00	.00	.00	.00	.00
11-1212-000-0000-02316-0025 5120 HS.COUN TESTING SUP	.00	.00	.00	.00	.00
11-1212-000-0000-02316-0025 3220 HS.COUN WKSHOPS/CON	.00	.00	.00	.00	.00
11-1212-000-0000-02316-0025 5910 HS.COUN OFFICE SUPP	.00	.00	.00	.00	.00
11-1212-000-0000-02316-0025 6410 HS.COUN NEW EQUIP/F	.00	.00	.00	.00	.00
11-1212-000-0000-02316-0025 2990 HS.COUN SICK DAY RE	.00	.00	.00	.00	.00
11-1212-000-0000-02316-0025 2830 HS.COUN EMPLOYER SO	.00	475.54	.00	475.54	-475.54
11-1212-000-0000-02316-0025 2820 HS.COUN EMPLOYEE RE	.00	1,520.43	.00	1,520.43	-1,520.43
11-1212-000-0000-02316-0025 2130 HS.COUN EMPLOYEE IN	.00	627.31	.00	627.31	-627.31
11-1212-000-0000-02316-0025 1220 HS.COUN SALARY COUN	.00	5,296.00	.00	5,296.00	-5,296.00

SPI
DATE: 08/17/2012
TIME: 12:19:30

MADISON SCHOOL DISTRICT
DETAIL EXPENDITURE STATUS REPORT

PAGE NUMBER: 8
EXPSTall

SELECTION CRITERIA: orgn.fund='11'
ACCOUNTING PERIOD: 1/13

SORTED BY: FUND,DEPARTMENT,FUNCTION
TOTALLED ON: FUND,DEPARTMENT
PAGE BREAKS ON: FUND

FUND - 11 - GENERAL FUND

	BUDGET	PERIOD EXPENDITURES	ENCUMBRANCES OUTSTANDING	YEAR TO DATE EXP	AVAILABLE BALANCE
11-1212-000-0000-02316-0025 1620 HS.COUN SALARY-SECR	.00	1,320.00	.00	1,320.00	-1,320.00
11-1212-000-0000-07262-0025 1220 MS.COUN SALARY COUN	.00	-524.55	.00	-524.55	524.55
11-1212-000-0000-07262-0025 2130 MS.COUN EMPLOYEE IN	.00	.00	.00	.00	.00
11-1212-000-0000-07262-0025 2820 MS.COUN EMPLOYEE RE	.00	-128.31	.00	-128.31	128.31
11-1212-000-0000-07262-0025 2830 MS.COUN EMPLOYER SO	.00	-43.90	.00	-43.90	43.90
11-1219-000-0000-02315-0025 2830 EL.NOON EMPLOYER SO	.00	.00	.00	.00	.00
11-1219-000-0000-02315-0025 1660 EL.NOON SAL SUPVR-I	.00	.00	.00	.00	.00
11-1219-000-0000-02315-0025 2820 EL.NOON EMPLOYEE RE	.00	.00	.00	.00	.00
11-1219-000-0000-02316-0025 1660 HS.NOON SAL SUPVR-I	.00	.00	.00	.00	.00
11-1219-000-0000-02316-0025 2830 HS.NOON EMPLOYER SO	.00	.00	.00	.00	.00
11-1219-000-0000-02316-0025 2820 HS.NOON EMPLOYEE RE	.00	.00	.00	.00	.00
11-1221-000-0000-02315-0025 5110 EL.INSER TEACHING S	.00	.00	.00	.00	.00
11-1221-000-0000-02316-0025 5110 HS.INSER TEACHING S	.00	.00	.00	.00	.00
TOTAL DEPARTMENT - SUPPORT SERVICES PUPIL	.00	5,422.61	.00	5,422.61	-5,422.61
11-1222-000-0000-02315-0026 4120 EL.LIB REPAIRS/MAIN	.00	.00	.00	.00	.00
11-1222-000-0000-02315-0026 6410 EL.LIB NEW EQUIP/FU	.00	.00	.00	.00	.00
11-1222-000-0000-02315-0026 5990 EL.LIB MISC. SUPPLI	.00	.00	.00	.00	.00
11-1222-000-0000-02315-0026 5310 EL.LIB LIBRARY BOOK	.00	.00	.00	.00	.00
11-1222-000-0000-02315-0026 2830 EL.LIB EMPLOYER SOC	.00	58.97	.00	58.97	-58.97
11-1222-000-0000-02315-0026 3220 EL.LIB WKSHOPS/CONF	.00	.00	.00	.00	.00
11-1222-000-0000-02315-0026 2130 EL.LIB EMPLOYEE INS	.00	.00	.00	.00	.00
11-1222-000-0000-02315-0026 2820 EL.LIB EMPLOYEE RET	.00	188.53	.00	188.53	-188.53
11-1222-000-0000-02315-0026 1630 EL.LIB SALARY AIDE	.00	1,470.76	.00	1,470.76	-1,470.76
11-1222-000-0000-02316-0026 1630 HS.LIB SALARY AIDE	.00	.00	.00	.00	.00
11-1222-000-0000-02316-0026 1230 HS.LIB SALARY LIBRA	.00	-2,707.60	.00	-2,707.60	2,707.60
11-1222-000-0000-02316-0026 2130 HS.LIB EMPLOYEE INS	.00	.00	.00	.00	.00
11-1222-000-0000-02316-0026 2210 HS.LIB EARLY RETIRE	.00	.00	.00	.00	.00
11-1222-000-0000-02316-0026 2830 HS.LIB EMPLOYER SOC	.00	-207.13	.00	-207.13	207.13
11-1222-000-0000-02316-0026 2820 HS.LIB EMPLOYEE RET	.00	-564.44	.00	-564.44	564.44
11-1222-000-0000-02316-0026 5310 HS.LIB LIBRARY BOOK	.00	.00	1,142.61	.00	-1,142.61
11-1222-000-0000-02316-0026 5990 HS.LIB MISC. SUPPLI	.00	7.79	205.65	7.79	-213.44
11-1222-000-0000-02316-0026 6410 HS.LIB NEW EQUIP/FU	.00	.00	.00	.00	.00
11-1222-000-0000-02316-0026 4120 HS.LIB REPAIRS/MAIN	.00	7.02	.00	7.02	-7.02
11-1222-000-0000-02316-0026 3220 HS.LIB WKSHOPS/CONF	.00	.00	.00	.00	.00
11-1222-000-0000-02316-0026 8220 HS.LIB PAYMT TO ANO	.00	.00	.00	.00	.00
TOTAL DEPARTMENT - LIBRARY	.00	-1,746.10	1,348.26	-1,746.10	397.84
11-1293-000-0000-02316-0027 5110 ATHLETIC TEACHING S	.00	.00	.00	.00	.00
11-1293-000-0000-02316-0027 6410 ATHLETIC NEW EQUIP/	.00	.00	.00	.00	.00
11-1293-000-0000-02316-0027 2830 ATHLETIC EMPLOYER S	.00	-399.85	.00	-399.85	399.85
11-1293-000-0000-02316-0027 3110 ATHLETIC PURCHASED	.00	.00	.00	.00	.00
11-1293-000-0000-02316-0027 2820 ATHLETIC EMPLOYEE R	.00	-1,211.18	.00	-1,211.18	1,211.18
11-1293-000-0000-02316-0027 1560 ATHLETIC COACH SALA	.00	-4,951.58	.00	-4,951.58	4,951.58

SPI
DATE: 08/17/2012
TIME: 12:19:30

MADISON SCHOOL DISTRICT
DETAIL EXPENDITURE STATUS REPORT

PAGE NUMBER: 9
EXPSTA11

SELECTION CRITERIA: orgn.fund='11'
ACCOUNTING PERIOD: 1/13

SORTED BY: FUND,DEPARTMENT,FUNCTION
TOTALLED ON: FUND,DEPARTMENT
PAGE BREAKS ON: FUND

FUND - 11 - GENERAL FUND

	BUDGET	PERIOD EXPENDITURES	ENCUMBRANCES OUTSTANDING	YEAR TO DATE EXP	AVAILABLE BALANCE
TOTAL DEPARTMENT - ATHLETIC	.00	-6,562.61	.00	-6,562.61	6,562.61
11-1231-000-0000-00000-0028 3180 BUSINESS OFFICE AUD	.00	.00	.00	.00	.00
11-1232-000-0000-00000-0028 3220 SUPER WKSHOPS/CONF	.00	.00	160.00	.00	-160.00
11-1232-000-0000-00000-0028 3170 SUPER LEGAL SERVICE	.00	150.43	.00	150.43	-150.43
11-1232-000-0000-00000-0028 3190 SUPER UNEMPLOYMENT	.00	.00	.00	.00	.00
11-1232-000-0000-00000-0028 3191 SUPER BOARD EXPENSE	.00	.00	.00	.00	.00
11-1232-000-0000-00000-0028 2990 SUPER SICK DAY REIM	.00	.00	.00	.00	.00
11-1232-000-0000-00000-0028 2820 SUPER EMPLOYEE RETI	.00	1,298.06	.00	1,298.06	-1,298.06
11-1232-000-0000-00000-0028 2830 SUPER EMPLOYER SOCI	.00	607.96	.00	607.96	-607.96
11-1232-000-0000-00000-0028 1390 SUPER SALARY-ADMIN.	.00	2,876.46	.00	2,876.46	-2,876.46
11-1232-000-0000-00000-0028 1620 SUPER SALARY-SECR	.00	2,430.38	.00	2,430.38	-2,430.38
11-1232-000-0000-00000-0028 1110 SUPER SALARY SUPERI	.00	3,102.00	.00	3,102.00	-3,102.00
11-1232-000-0000-00000-0028 2130 SUPER EMPLOYEE INSU	.00	16,015.41	.00	16,015.41	-16,015.41
11-1232-000-0000-00000-0028 6410 SUPER NEW EQUIP/FUR	.00	.00	.00	.00	.00
11-1232-000-0000-00000-0028 5910 SUPER OFFICE SUPPLI	.00	.00	27.70	.00	-27.70
11-1232-000-0000-00000-0028 5990 SUPER MISC. SUPPLIE	.00	160.01	37.26	160.01	-197.27
11-1232-000-0000-00000-0028 4220 SUPER CONTRACT SERV	.00	34.87	.00	34.87	-34.87
11-1232-000-0000-00000-0028 4910 SUPER SALARY ELECTI	.00	.00	.00	.00	.00
11-1232-000-0000-00000-0028 7410 SUPER DUES/CHAUFFEU	.00	2,221.00	.00	2,221.00	-2,221.00
11-1232-000-0000-00000-0028 8220 SUPER PAYMT TO ANOT	.00	.00	.00	.00	.00
11-1252-000-0000-00000-0028 2820 ACCT EMPLOYEE RETIR	.00	1,748.64	.00	1,748.64	-1,748.64
11-1252-000-0000-00000-0028 1310 ACCT SALARY-ACCOUNT	.00	8,478.36	.00	8,478.36	-8,478.36
11-1252-000-0000-00000-0028 2830 ACCT EMPLOYER SOCIA	.00	634.08	.00	634.08	-634.08
11-1257-000-0000-00000-0028 3610 PRINT PRINTING/BIND	.00	354.30	.00	354.30	-354.30
11-1259-000-0000-00000-0028 7210 BUSINESS INTEREST S	.00	.00	.00	.00	.00
11-1259-000-0000-00000-0028 7610 BUSINESS TAXES ABAT	.00	.00	.00	.00	.00
11-1289-000-0000-00000-0028 2820 TECH EMPLOYEE RETIR	.00	1,016.52	.00	1,016.52	-1,016.52
11-1289-000-0000-00000-0028 2830 TECH EMPLOYER SOCIA	.00	337.60	.00	337.60	-337.60
11-1289-000-0000-00000-0028 1590 TECH SALARY OTHER T	.00	4,421.10	.00	4,421.10	-4,421.10
TOTAL DEPARTMENT - GENERAL ADMIN/BUSINESS	.00	45,887.18	224.96	45,887.18	-46,112.14
11-1241-000-0000-02315-0029 1620 EL.PRIN SALARY-SECR	.00	.00	.00	.00	.00
11-1241-000-0000-02315-0029 1150 EL.PRIN SALARY SCH.	.00	13,103.42	.00	13,103.42	-13,103.42
11-1241-000-0000-02315-0029 2210 EL.PRIN EARLY RETIR	.00	.00	.00	.00	.00
11-1241-000-0000-02315-0029 2820 EL.PRIN EMPLOYEE RE	.00	3,124.38	.00	3,124.38	-3,124.38
11-1241-000-0000-02315-0029 2130 EL.PRIN EMPLOYEE IN	.00	4,684.22	.00	4,684.22	-4,684.22
11-1241-000-0000-02315-0029 2830 EL.PRIN EMPLOYER SO	.00	1,000.50	.00	1,000.50	-1,000.50
11-1241-000-0000-02315-0029 2990 EL.PRIN SICK DAY RE	.00	.00	.00	.00	.00
11-1241-000-0000-02315-0029 3220 EL.PRIN WKSHOPS/CON	.00	.00	.00	.00	.00
11-1241-000-0000-02315-0029 7410 EL.PRIN DUES/CHAUFF	.00	.00	.00	.00	.00
11-1241-000-0000-02315-0029 4120 EL.PRIN REPAIRS/MAI	.00	.00	.00	.00	.00
11-1241-000-0000-02315-0029 5910 EL.PRIN OFFICE SUPP	.00	.00	.00	.00	.00
11-1241-000-0000-02315-0029 6410 EL.PRIN NEW EQUIP/F	.00	.00	.00	.00	.00

SPI
DATE: 08/17/2012
TIME: 12:19:30

MADISON SCHOOL DISTRICT
DETAIL EXPENDITURE STATUS REPORT

PAGE NUMBER: 10
EXPSTall

SELECTION CRITERIA: orgn.fund='11'
ACCOUNTING PERIOD: 1/13

SORTED BY: FUND,DEPARTMENT,FUNCTION
TOTALLED ON: FUND,DEPARTMENT
PAGE BREAKS ON: FUND

FUND - 11 - GENERAL FUND

	BUDGET	PERIOD EXPENDITURES	ENCUMBRANCES OUTSTANDING	YEAR TO DATE EXP	AVAILABLE BALANCE
11-1241-000-0000-02315-0029 5990 EL.PRIN MISC. SUPPL	.00	.00	.00	.00	.00
11-1241-000-0000-02316-0029 6410 HS.PRIN NEW EQUIP/F	.00	.00	.00	.00	.00
11-1241-000-0000-02316-0029 5990 HS.PRIN MISC. SUPPL	.00	.00	.00	.00	.00
11-1241-000-0000-02316-0029 5910 HS.PRIN OFFICE SUPP	.00	.00	218.09	.00	-218.09
11-1241-000-0000-02316-0029 4120 HS.PRIN REPAIRS/MAI	.00	.00	.00	.00	.00
11-1241-000-0000-02316-0029 7410 HS.PRIN DUES/CHAUFF	.00	.00	.00	.00	.00
11-1241-000-0000-02316-0029 3220 HS.PRIN WKSHOPS/CON	.00	.00	.00	.00	.00
11-1241-000-0000-02316-0029 2990 HS.PRIN SICK DAY RE	.00	.00	.00	.00	.00
11-1241-000-0000-02316-0029 2820 HS.PRIN EMPLOYEE RE	.00	1,799.40	.00	1,799.40	-1,799.40
11-1241-000-0000-02316-0029 2830 HS.PRIN EMPLOYER SO	.00	737.26	.00	737.26	-737.26
11-1241-000-0000-02316-0029 2130 HS.PRIN EMPLOYEE IN	.00	1,270.54	.00	1,270.54	-1,270.54
11-1241-000-0000-02316-0029 2210 HS.PRIN EARLY RETIR	.00	.00	.00	.00	.00
11-1241-000-0000-02316-0029 1150 HS.PRIN SALARY SCH.	.00	9,664.24	.00	9,664.24	-9,664.24
11-1241-000-0000-02316-0029 1620 HS.PRIN SALARY-SECR	.00	.00	.00	.00	.00
11-1241-000-0000-07262-0029 1620 MS.PRIN SALARY-SECR	.00	554.85	.00	554.85	-554.85
11-1241-000-0000-07262-0029 1150 MS.PRIN SALARY SCH.	.00	11,422.80	.00	11,422.80	-11,422.80
11-1241-000-0000-07262-0029 2130 MS.PRIN EMPLOYEE IN	.00	3,610.04	.00	3,610.04	-3,610.04
11-1241-000-0000-07262-0029 2830 MS.PRIN EMPLOYER SO	.00	892.10	.00	892.10	-892.10
11-1241-000-0000-07262-0029 2820 MS.PRIN EMPLOYEE RE	.00	2,929.75	.00	2,929.75	-2,929.75
11-1241-000-0000-07262-0029 2990 MS.PRIN SICK DAY RE	.00	.00	.00	.00	.00
11-1241-000-0000-07262-0029 3220 MS.PRIN WKSHOPS/CON	.00	.00	.00	.00	.00
11-1241-000-0000-07262-0029 7410 MS.PRIN DUES/CHAUFF	.00	.00	.00	.00	.00
11-1241-000-0000-07262-0029 4120 MS.PRIN REPAIRS/MAI	.00	.00	.00	.00	.00
11-1241-000-0000-07262-0029 5910 MS.PRIN OFFICE SUPP	.00	.00	600.02	.00	-600.02
11-1241-000-0000-07262-0029 5990 MS.PRIN MISC. SUPPL	.00	.00	.00	.00	.00
11-1241-000-0000-07262-0029 6410 MS.PRIN NEW EQUIP/F	.00	.00	.00	.00	.00
TOTAL DEPARTMENT - SCHOOL ADMIN - PRINCIPAL	.00	54,793.50	818.11	54,793.50	-55,611.61
11-1351-000-0822-02315-0030 5110 EL.LATCH TEACHING S	.00	.00	89.32	.00	-89.32
11-1351-000-0822-02315-0030 2830 EL.LATCH EMPLOYER S	.00	.00	.00	.00	.00
11-1351-000-0822-02315-0030 2820 EL.LATCH EMPLOYEE R	.00	.00	.00	.00	.00
11-1351-000-0822-02315-0030 1630 EL.LATCH SALARY AID	.00	.00	.00	.00	.00
11-1391-000-0822-02315-0030 1160 EL.PARED SALARY SCH	.00	1,216.80	.00	1,216.80	-1,216.80
11-1391-000-0822-02315-0030 2820 EL.PARED EMPLOYEE R	.00	292.03	.00	292.03	-292.03
11-1391-000-0822-02315-0030 2830 EL.PARED EMPLOYER S	.00	93.07	.00	93.07	-93.07
11-1391-000-0822-02315-0030 3220 EL.PARED WKSHOPS/CO	.00	.00	.00	.00	.00
11-1391-000-0822-02315-0030 5110 EL.PARED TEACHING S	.00	.00	.00	.00	.00
11-1391-000-0822-02315-0030 6410 EL.PARED NEW EQUIP/	.00	.00	.00	.00	.00
TOTAL DEPARTMENT - COMMUNITY SERVICES	.00	1,601.90	89.32	1,601.90	-1,691.22
11-1261-000-0000-00000-0031 5910 OPER OFFICE SUPPLIE	.00	.00	.00	.00	.00
11-1261-000-0000-00000-0031 5980 OPER MAINTENANCE SU	.00	243.64	.00	243.64	-243.64
11-1261-000-0000-00000-0031 5981 OPER BOILER TREATME	.00	.00	.00	.00	.00
11-1261-000-0000-00000-0031 5990 OPER MISC. SUPPLIES	.00	238.68	.00	238.68	-238.68

SPI
DATE: 08/17/2012
TIME: 12:19:30

MADISON SCHOOL DISTRICT
DETAIL EXPENDITURE STATUS REPORT

PAGE NUMBER: 11
EXPSTall

SELECTION CRITERIA: orgn.fund='11'
ACCOUNTING PERIOD: 1/13

SORTED BY: FUND,DEPARTMENT,FUNCTION
TOTALLED ON: FUND,DEPARTMENT
PAGE BREAKS ON: FUND

FUND - 11 - GENERAL FUND

	BUDGET	PERIOD EXPENDITURES	ENCUMBRANCES OUTSTANDING	YEAR TO DATE EXP	AVAILABLE BALANCE
11-1261-000-0000-00000-0031 5510 OPER HEATING GAS	.00	266.36	.00	266.36	-266.36
11-1261-000-0000-00000-0031 5520 OPER ELECTRICITY	.00	5,247.46	.00	5,247.46	-5,247.46
11-1261-000-0000-00000-0031 4220 OPER CONTRACT SERV	.00	-587.97	.00	-587.97	587.97
11-1261-000-0000-00000-0031 4110 OPER FURN EQPT REPA	.00	.00	.00	.00	.00
11-1261-000-0000-00000-0031 4120 OPER REPAIRS/MAINT	.00	.00	.00	.00	.00
11-1261-000-0000-00000-0031 3830 OPER WATER AND SEWA	.00	2,086.75	.00	2,086.75	-2,086.75
11-1261-000-0000-00000-0031 3840 OPER WASTE AND TRAS	.00	200.00	.00	200.00	-200.00
11-1261-000-0000-00000-0031 3910 OPER INSURANCE LIAB	.00	.00	.00	.00	.00
11-1261-000-0000-00000-0031 3911 OPER BOILER INSURAN	.00	.00	.00	.00	.00
11-1261-000-0000-00000-0031 3410 OPER TELEPHONE	.00	967.86	.00	967.86	-967.86
11-1261-000-0000-00000-0031 3220 OPER WKSHOPS/CONF I	.00	.00	.00	.00	.00
11-1261-000-0000-00000-0031 2990 OPER SICK DAY REIMB	.00	.00	.00	.00	.00
11-1261-000-0000-00000-0031 2840 OPER WORKMANS COMPE	.00	6,939.00	.00	6,939.00	-6,939.00
11-1261-000-0000-00000-0031 2850 OPER UNEMPLOYMENT C	.00	.00	.00	.00	.00
11-1261-000-0000-00000-0031 2830 OPER EMPLOYER SOCIA	.00	981.65	.00	981.65	-981.65
11-1261-000-0000-00000-0031 2820 OPER EMPLOYEE RETIR	.00	3,373.17	.00	3,373.17	-3,373.17
11-1261-000-0000-00000-0031 1960 OPER OVERTIME OPERA	.00	.00	.00	.00	.00
11-1261-000-0000-00000-0031 2130 OPER EMPLOYEE INSUR	.00	5,304.39	.00	5,304.39	-5,304.39
11-1261-000-0000-00000-0031 1640 OPER SALARY CUSTODI	.00	8,430.56	.00	8,430.56	-8,430.56
11-1261-000-0000-00000-0031 1170 OPER SALARY SUPVR-I	.00	2,584.62	.00	2,584.62	-2,584.62
11-1261-000-0000-00000-0031 1550 OPER SALARY - MAINT	.00	3,339.60	.00	3,339.60	-3,339.60
11-1455-000-0000-00000-0031 6220 AQUIS FURN/EQUIP BL	.00	1,329.80	1,586.67	1,329.80	-2,916.47
11-1455-000-0000-00000-0031 6221 AQUIS FURN/EQUIP GR	.00	.00	.00	.00	.00
TOTAL DEPARTMENT - OPERATION-MAINTENANCE	.00	40,945.57	1,586.67	40,945.57	-42,532.24
11-1271-000-0000-00000-0033 5710 TRANS GASOLINE, OIL	.00	.00	.00	.00	.00
11-1271-000-0000-00000-0033 5720 TRANS TIRES,TUBES A	.00	10.28	.00	10.28	-10.28
11-1271-000-0000-00000-0033 5730 TRANS VEHICLE REPAI	.00	.00	.00	.00	.00
11-1271-000-0000-00000-0033 5510 TRANS HEATING GAS	.00	38.02	.00	38.02	-38.02
11-1271-000-0000-00000-0033 5910 TRANS OFFICE SUPPLI	.00	.00	.00	.00	.00
11-1271-000-0000-00000-0033 5990 TRANS MISC. SUPPLIE	.00	.00	.00	.00	.00
11-1271-000-0000-00000-0033 3930 TRANS TRANSPORTATIO	.00	.00	.00	.00	.00
11-1271-000-0000-00000-0033 4130 TRANS BUS MECHANIC	.00	.00	.00	.00	.00
11-1271-000-0000-00000-0033 4230 TRANS CONTRACTED SE	.00	.00	.00	.00	.00
11-1271-000-0000-00000-0033 7410 TRANS DUES/CHAUFFEU	.00	135.00	.00	135.00	-135.00
11-1271-000-0000-00000-0033 6510 TRANS NEW VEHICLES	.00	.00	.00	.00	.00
11-1271-000-0000-00000-0033 6610 TRANS SCHOOL BUS PU	.00	.00	.00	.00	.00
11-1271-000-0000-00000-0033 1630 TRANS SALARY AIDE	.00	.00	.00	.00	.00
11-1271-000-0000-00000-0033 1610 TRANS SALARY VEHICL	.00	.00	.00	.00	.00
11-1271-000-0000-00000-0033 1550 TRANS SALARY - MAIN	.00	.00	.00	.00	.00
11-1271-000-0000-00000-0033 1611 TRANS SALARY-EXTRA	.00	.00	.00	.00	.00
11-1271-000-0000-00000-0033 1620 TRANS SALARY-SECR	.00	.00	.00	.00	.00
11-1271-000-0000-00000-0033 1170 TRANS SALARY SUPVR-	.00	2,584.62	.00	2,584.62	-2,584.62
11-1271-000-0000-00000-0033 2130 TRANS EMPLOYEE INSU	.00	.00	.00	.00	.00
11-1271-000-0000-00000-0033 2830 TRANS EMPLOYER SOCI	.00	197.74	.00	197.74	-197.74

SPI
DATE: 08/17/2012
TIME: 12:19:30

MADISON SCHOOL DISTRICT
DETAIL EXPENDITURE STATUS REPORT

PAGE NUMBER: 12
EXPSTA11

SELECTION CRITERIA: orgn.fund='11'
ACCOUNTING PERIOD: 1/13

SORTED BY: FUND,DEPARTMENT,FUNCTION
TOTALLED ON: FUND,DEPARTMENT
PAGE BREAKS ON: FUND

FUND - 11 - GENERAL FUND

	BUDGET	PERIOD EXPENDITURES	ENCUMBRANCES OUTSTANDING	YEAR TO DATE EXP	AVAILABLE BALANCE
11-1271-000-0000-00000-0033 2820 TRANS EMPLOYEE RETI	.00	579.80	.00	579.80	-579.80
11-1271-000-0000-00000-0033 2840 TRANS WORKMANS COMP	.00	.00	.00	.00	.00
11-1271-000-0000-00000-0033 2990 TRANS SICK DAY REIM	.00	.00	.00	.00	.00
11-1271-000-0000-00000-0033 3192 TRANS PHYSICALS	.00	.00	.00	.00	.00
11-1271-000-0000-00000-0033 3220 TRANS WKSHOPS/CONF	.00	.00	.00	.00	.00
TOTAL DEPARTMENT - TRANSPORTATION	.00	3,545.46	.00	3,545.46	-3,545.46
11-1621-000-0000-00000-0040 2830 MODFUND EMPLOYER SO	.00	.00	.00	.00	.00
11-1621-000-0000-00000-0040 2820 MODFUND EMPLOYEE RE	.00	.00	.00	.00	.00
11-1621-000-0000-00000-0040 8110 MODFUND ATHLETIC	.00	.00	.00	.00	.00
11-1633-000-0000-00000-0040 8110 MODFUND DEBT ATHLET	.00	.00	.00	.00	.00
11-1641-000-0000-00000-0040 8110 MODFUND B&S ATHLETI	.00	.00	.00	.00	.00
TOTAL DEPARTMENT - MODICATIONS	.00	.00	.00	.00	.00
TOTAL FUND - GENERAL FUND	.00	-303,427.06	133,854.48	-303,427.06	169,572.58
TOTAL REPORT	.00	-303,427.06	133,854.48	-303,427.06	169,572.58

**Madison School District
2012 - 2013
AUGUST**

Vendor	Check #	Amount
Total Sinking Fund		\$0.00

Vendor	Check #	Amount
State of Michigan	1006	8,787.00
David Siler	1007	68,700.00
State of Michigan	1008	5,077.10
Associated Engineers	1009	1,235.00
Haynes Construction	1010	99,000.00
ACP	1011	6,041.25
Slusarski	1012	62,829.00
Henry Gurtzweiler	1013	4,500.00
Total Building & Site - Auditorium		\$256,169.35

SPI
DATE: 08/17/2012
TIME: 14:01:22

MADISON SCHOOL DISTRICT
CHECK REGISTER

PAGE NUMBER: 1
VENCHK11
ACCOUNTING PERIOD: 2/13

FUND - 11 - GENERAL FUND

CHECK NUMBER	CASH ACCT	DATE ISSUED	-----VENDOR-----	ACCT	-----DESCRIPTION-----	AMOUNT
16058	9101	08/20/12	6870 AMERICAN OFFICE SOLUTIONS	4220	C1851 HS COPY	40.42
16059	9101	08/20/12	6892 APPLE ONLINE STORE	6410	H3635LL/A BRETTFORD POWERS	2,599.95
16059	9101	08/20/12	6892 APPLE ONLINE STORE	6410	BH449LL/A BNDL IPAD WIFI	13,740.00
16059	9101	08/20/12	6892 APPLE ONLINE STORE	6410	MD223LL/A MACBOOK AIR 11"	949.00
		TOTAL CHECK				17,288.95
16060	9101	08/20/12	10565 BATTLE CREEK AREA MATHEMA	5210	KES 1380 BOOK: KIDS FOR T	35.65
16060	9101	08/20/12	10565 BATTLE CREEK AREA MATHEMA	5210	KES 4592 ROCK:IGNEOUS: PI	2.30
16060	9101	08/20/12	10565 BATTLE CREEK AREA MATHEMA	5210	KES 4598 ROCK:SEDIMENTARY	2.30
16060	9101	08/20/12	10565 BATTLE CREEK AREA MATHEMA	5210	KES 4599 ROCK: LIMESTONE,	2.30
16060	9101	08/20/12	10565 BATTLE CREEK AREA MATHEMA	5210	KPS2 2378 VEHICLE (PULL	3.68
16060	9101	08/20/12	10565 BATTLE CREEK AREA MATHEMA	5210	KLS 1318 SEED: MISCELLANE	6.83
16060	9101	08/20/12	10565 BATTLE CREEK AREA MATHEMA	5210	KLS 946 SOIL, POTTING, 8	4.19
16060	9101	08/20/12	10565 BATTLE CREEK AREA MATHEMA	5210	ESTIMATED SHIPPING/HANDLI	7.95
		TOTAL CHECK				65.20
16061	9101	08/20/12	12958 BIO RAD	5110	166-0003EDU PGLO-BACTERI	89.00
16061	9101	08/20/12	12958 BIO RAD	5110	ESTIMATED SHIPPING/HANDLI	25.83
		TOTAL CHECK				114.83
16062	9101	08/20/12	12965 BLACK SWAMP EQUIP.	4220	PORTABLE TOILET	81.50
16062	9101	08/20/12	12965 BLACK SWAMP EQUIP.	4220	PORTABLE TOILET	76.50
		TOTAL CHECK				158.00
16063	9101	08/20/12	41650 JILL M BRANDEBERRY	5110	SUPPLIES	61.99
16063	9101	08/20/12	41650 JILL M BRANDEBERRY	3120	TRAVEL FOR CONFER	45.00
16063	9101	08/20/12	41650 JILL M BRANDEBERRY	3120	LODGING FOR CONFER	190.00
		TOTAL CHECK				296.99
16064	9101	08/20/12	16240 CDW GOVERNMENT, INC.	6220	HARD DRIVE SMART SEAR	135.26
16064	9101	08/20/12	16240 CDW GOVERNMENT, INC.	3120	ACAD MS SEL MS LEARNING I	3,946.76
16064	9101	08/20/12	16240 CDW GOVERNMENT, INC.	6410	2294330 EPSON PL 95 XGA	1,692.00
16064	9101	08/20/12	16240 CDW GOVERNMENT, INC.	6410	508655 CHIEF 8"X24" SUS	240.00
16064	9101	08/20/12	16240 CDW GOVERNMENT, INC.	6410	1442395 EPSON UNIV PROJE	216.00
16064	9101	08/20/12	16240 CDW GOVERNMENT, INC.	6410	2191306 EPSON DC-11 DOC	798.00
16064	9101	08/20/12	16240 CDW GOVERNMENT, INC.	6410	307487 STARTECH HDDB15M	70.00
16064	9101	08/20/12	16240 CDW GOVERNMENT, INC.	5990	2316303 BRO LBL TAPE 1/2	15.00
16064	9101	08/20/12	16240 CDW GOVERNMENT, INC.	6410	2290328 HP MSM460 DUAL R	780.00
16064	9101	08/20/12	16240 CDW GOVERNMENT, INC.	6410	2290328 HP MSM460 DUAL R	780.00
16064	9101	08/20/12	16240 CDW GOVERNMENT, INC.	6220	1855876 HP NETWORKING 15	-890.00
16064	9101	08/20/12	16240 CDW GOVERNMENT, INC.	6220	1855876 HP NETWORKING 15	650.00
16064	9101	08/20/12	16240 CDW GOVERNMENT, INC.	6220	1855876 HP NETWORKING 15	890.00
16064	9101	08/20/12	16240 CDW GOVERNMENT, INC.	5990	2312516 BROTHER TZE TAPE	14.00
16064	9101	08/20/12	16240 CDW GOVERNMENT, INC.	6220	1702625 IMATION 50PK 8X	50.00
16064	9101	08/20/12	16240 CDW GOVERNMENT, INC.	6220	1706368 HPE 1YR PW NBD E	71.00
16064	9101	08/20/12	16240 CDW GOVERNMENT, INC.	6220	1949588 STARTECH 6' CAB	20.00
16064	9101	08/20/12	16240 CDW GOVERNMENT, INC.	6220	2196939 STARTECH USB 3.0	35.00
16064	9101	08/20/12	16240 CDW GOVERNMENT, INC.	6220	1993646 STARTECH 10FT SU	13.00
16064	9101	08/20/12	16240 CDW GOVERNMENT, INC.	6220	1993646 STARTECH 10FT SU	13.00
16064	9101	08/20/12	16240 CDW GOVERNMENT, INC.	6220	2411798 SEAGATE 1TB 7.2K	135.00
16064	9101	08/20/12	16240 CDW GOVERNMENT, INC.	6220	2401656 LITE-ON EXT SLIM	40.00
16064	9101	08/20/12	16240 CDW GOVERNMENT, INC.	5910	2517700 CORSAIR 16GB VOY	25.00
16064	9101	08/20/12	16240 CDW GOVERNMENT, INC.	5910	ESTIMATED SHIPPING/HANDLI	.39
16064	9101	08/20/12	16240 CDW GOVERNMENT, INC.	5910	ESTIMATED SHIPPING/HANDLI	.80
16064	9101	08/20/12	16240 CDW GOVERNMENT, INC.	5910	ESTIMATED SHIPPING/HANDLI	1.51

SPI
DATE: 08/17/2012
TIME: 14:01:22

MADISON SCHOOL DISTRICT
CHECK REGISTER

PAGE NUMBER: 2
VENCHK11
ACCOUNTING PERIOD: 2/13

FUND - 11 - GENERAL FUND

CHECK NUMBER	CASH ACCT	DATE ISSUED	-----VENDOR-----	ACCT	-----DESCRIPTION-----	AMOUNT
16064	9101	08/20/12	16240 CDW GOVERNMENT, INC.	6220	ESTIMATED SHIPPING/HANDLI	11.03
16064	9101	08/20/12	16240 CDW GOVERNMENT, INC.	6410	ESTIMATED SHIPPING/HANDLI	17.26
16064	9101	08/20/12	16240 CDW GOVERNMENT, INC.	6410	ESTIMATED SHIPPING/HANDLI	17.51
16064	9101	08/20/12	16240 CDW GOVERNMENT, INC.	6410	ESTIMATED SHIPPING/HANDLI	86.22
16064	9101	08/20/12	16240 CDW GOVERNMENT, INC.	6410	2253739 C2G ACTIVE EXTENS	370.00
16064	9101	08/20/12	16240 CDW GOVERNMENT, INC.	6410	141310 BELKIN 10' PRO SER	24.00
16064	9101	08/20/12	16240 CDW GOVERNMENT, INC.	6410	ESTIMATED SHIPPING/HANDLI	12.22
			TOTAL CHECK			10,279.96
16065	9101	08/20/12	19180 CENTRAL MICHIGAN PAPER	5110	127204 DESCRIPTION: UNCO	55.00
16065	9101	08/20/12	19180 CENTRAL MICHIGAN PAPER	5110	127207 DESCRIPTION: MULT	35.80
16065	9101	08/20/12	19180 CENTRAL MICHIGAN PAPER	5110	ESTIMATED SHIPPING/HANDLI	32.17
			TOTAL CHECK			122.97
16066	9101	08/20/12	21811 CCI SOUTH, LLC	4220	REPAIR VM, FIBER WORK	930.00
16067	9101	08/20/12	85960 STEVEN B COX	5980	PIPES TO HANG EQUIP	22.33
16068	9101	08/20/12	25200 CUTTING EDGE ENGRAVING	5980	DOOR SIGNS X 10	77.50
16069	9101	08/20/12	25500 D & H DISTRIBUTING CO	5110	120058 DESCRIPTION: CASI	27.00
16069	9101	08/20/12	25500 D & H DISTRIBUTING CO	5110	ESTIMATED SHIPPING/HANDLI	12.50
			TOTAL CHECK			39.50
16070	9101	08/20/12	34283 FIRST AGENCY	3990	HS ATHLETIC INSUR	804.00
16070	9101	08/20/12	34283 FIRST AGENCY	3990	MS ATHLETIC INSUR	268.00
			TOTAL CHECK			1,072.00
16071	9101	08/20/12	34630 FLINN SCIENTIFIC INC.	5110	FB2031 ENVIRONMENTAL EFFE	62.31
16071	9101	08/20/12	34630 FLINN SCIENTIFIC INC.	5110	OB2136 ELECTRON BALANCE,	159.00
16071	9101	08/20/12	34630 FLINN SCIENTIFIC INC.	5110	ESTIMATED SHIPPING/HANDLI	13.72
16071	9101	08/20/12	34630 FLINN SCIENTIFIC INC.	5110	ESTIMATED SHIPPING/HANDLI	21.94
			TOTAL CHECK			256.97
16072	9101	08/20/12	35580 FRAME'S PEST CONTROL, INC	4220	MONTHLY PEST CONTROL	50.00
16072	9101	08/20/12	35580 FRAME'S PEST CONTROL, INC	5990	FPC CLEANER #1	38.00
			TOTAL CHECK			88.00
16073	9101	08/20/12	35916 FREDERICK PAUL & ASSOC.,	3190	UNEMPLOY MONTHLY	240.00
16073	9101	08/20/12	35916 FREDERICK PAUL & ASSOC.,	3190	UNEMPLOY MONTHLY	240.00
			TOTAL CHECK			480.00
16074	9101	08/20/12	37753 GBC	5990	REMC ITEM NO. 121240 HOT	72.60
16075	9101	08/20/12	41710 HAMMOND AND STEPHENS	5910	2501B FOCUS ART AWARD	4.95
16075	9101	08/20/12	41710 HAMMOND AND STEPHENS	5910	2515 B FOCUS LANGUAGE ART	9.90
16075	9101	08/20/12	41710 HAMMOND AND STEPHENS	5910	1339541 ADMIT SLIP	5.69
16075	9101	08/20/12	41710 HAMMOND AND STEPHENS	5910	FREIGHT ON ORDER	9.95
16075	9101	08/20/12	41710 HAMMOND AND STEPHENS	5910	1392584 2012-13 EDUCATOR'	9.79
16075	9101	08/20/12	41710 HAMMOND AND STEPHENS	5910	2518B FOCUS SCIENCE AWARD	9.90
16075	9101	08/20/12	41710 HAMMOND AND STEPHENS	5910	2519B FOCUS SOCIAL STUDIE	19.80
			TOTAL CHECK			69.98
16076	9101	08/20/12	41975 HANDWRITING WITHOUT TEARS	5110	WP WOOD PIECES SET FOR CA	65.00
16076	9101	08/20/12	41975 HANDWRITING WITHOUT TEARS	5110	ESTIMATED SHIPPING/HANDLI	6.50
			TOTAL CHECK			71.50

SPI
DATE: 08/17/2012
TIME: 14:01:22

MADISON SCHOOL DISTRICT
CHECK REGISTER

PAGE NUMBER: 3
VENCHK11
ACCOUNTING PERIOD: 2/13

FUND - 11 - GENERAL FUND

CHECK NUMBER	CASH ACCT	DATE ISSUED	-----VENDOR-----	ACCT	-----DESCRIPTION-----	AMOUNT
16077	9101	08/20/12	43318 HAYDEN-MCNEIL	5110	978-1-930882-35-5 LIFE SC	182.75
16077	9101	08/20/12	43318 HAYDEN-MCNEIL	5110	ESTIMATED SHIPPING/HANDLI	6.17
			TOTAL CHECK			188.92
16078	9101	08/20/12	47396 IMPREST FUND	5720	VULCAN TIRE	60.00
16078	9101	08/20/12	47396 IMPREST FUND	3220	L SEGUR MEMBERSHIP	50.00
16078	9101	08/20/12	47396 IMPREST FUND	5710	AVERY OIL	1,897.23
16078	9101	08/20/12	47396 IMPREST FUND	5130	CUTTING EDGE AWARDS	180.00
16078	9101	08/20/12	47396 IMPREST FUND	3120	EBLI	1,800.00
			TOTAL CHECK			3,987.23
16079	9101	08/20/12	71668 J W PEPPER OF DETROIT	6450	1651678 HALLELUJAH ROUND	64.75
16079	9101	08/20/12	71668 J W PEPPER OF DETROIT	6450	1963875 AMERICAN FOLK RH	68.25
16079	9101	08/20/12	71668 J W PEPPER OF DETROIT	6450	1963909 TRAK PAK NO. 21	44.95
16079	9101	08/20/12	71668 J W PEPPER OF DETROIT	6450	1963784 ALL AROUND THE W	64.75
16079	9101	08/20/12	71668 J W PEPPER OF DETROIT	6450	1963651 CAROL TAPESTRY -	64.75
16079	9101	08/20/12	71668 J W PEPPER OF DETROIT	6450	1963552 SING WITH JUBILA	68.25
16079	9101	08/20/12	71668 J W PEPPER OF DETROIT	6450	3186285 ONE WISH - UNISO	57.75
16079	9101	08/20/12	71668 J W PEPPER OF DETROIT	6450	10303498 KYRIE CANON - 2	63.00
16079	9101	08/20/12	71668 J W PEPPER OF DETROIT	6450	3072873 - THE RIVER SLEEP	68.25
16079	9101	08/20/12	71668 J W PEPPER OF DETROIT	6450	ESTIMATED SHIPPING/HANDLI	26.99
16079	9101	08/20/12	71668 J W PEPPER OF DETROIT	6450	MUSIC	13.94
16079	9101	08/20/12	71668 J W PEPPER OF DETROIT	6450	10278043 THE BATTLE OF J	68.25
16079	9101	08/20/12	71668 J W PEPPER OF DETROIT	6450	1819317 DIDN'T MY LORD D	63.00
			TOTAL CHECK			736.88
16080	9101	08/20/12	48111 JAVELINA SOFTWARE	6220	ADSR100 AD TOOLKIT SUPPOR	291.38
16081	9101	08/20/12	49580 JEFFREY A STICKNEY, D.O.,	3192	EXAMS	312.00
16082	9101	08/20/12	90103 JERRY ISOM	5910	INK CARTRIDGE	72.79
16083	9101	08/20/12	50657 KAGAN	5110	CABC ANSWERBOARD CLASS SE	79.00
16083	9101	08/20/12	50657 KAGAN	5110	ESTIMATED SHIPPING/HANDLI	9.00
			TOTAL CHECK			88.00
16084	9101	08/20/12	50659 KAPLAN EARLY LEARNING COM	5110	85981 WOODEN ALPHA STAMPS	26.69
16084	9101	08/20/12	50659 KAPLAN EARLY LEARNING COM	5110	19460 CRAYON POCKET CHART	24.99
			TOTAL CHECK			51.68
16085	9101	08/20/12	86099 KATIE L STRAHAN	5990	UNIFORM 12.13	200.00
16086	9101	08/20/12	52200 KOCH FILTER CORPORATION	5980	FILTERS	586.25
16087	9101	08/20/12	53315 LAKESHORE LEARNING MATERI	5110	JJ518 CLASSROOM MAGNETIC	31.96
16087	9101	08/20/12	53315 LAKESHORE LEARNING MATERI	5112	FF244 WORD BUILDING ACTIV	29.95
16087	9101	08/20/12	53315 LAKESHORE LEARNING MATERI	5110	HH-955X PHONEMIC AWARENES	49.95
16087	9101	08/20/12	53315 LAKESHORE LEARNING MATERI	5110	HH-950 LETTER OF THE DAY	19.95
16087	9101	08/20/12	53315 LAKESHORE LEARNING MATERI	5110	HH-735X SOUND SORTING INT	29.95
16087	9101	08/20/12	53315 LAKESHORE LEARNING MATERI	5110	PP-231 SPACE SORT! INTER	14.95
16087	9101	08/20/12	53315 LAKESHORE LEARNING MATERI	5110	PP-232 SPACE SORT! INTERA	14.95
16087	9101	08/20/12	53315 LAKESHORE LEARNING MATERI	5110	PP-233 SPACE SORT! INTERA	14.95
16087	9101	08/20/12	53315 LAKESHORE LEARNING MATERI	5110	HH-459 INTERACTIVE GRAPHI	19.95
16087	9101	08/20/12	53315 LAKESHORE LEARNING MATERI	5110	HH-764 CALENDAR MATH INTE	19.95
16087	9101	08/20/12	53315 LAKESHORE LEARNING MATERI	5110	JJ-718 WRITING PRACTICE M	29.85

SPI
DATE: 08/17/2012
TIME: 14:01:22

MADISON SCHOOL DISTRICT
CHECK REGISTER

PAGE NUMBER: 4
VENCHK11
ACCOUNTING PERIOD: 2/13

FUND - 11 - GENERAL FUND

CHECK NUMBER	CASH ACCT	DATE ISSUED	-----VENDOR-----	ACCT	-----DESCRIPTION-----	AMOUNT
16087	9101	08/20/12	53315 LAKESHORE LEARNING MATERI	5110	TT-771 MAGIC BOARD PHONIC	24.95
16087	9101	08/20/12	53315 LAKESHORE LEARNING MATERI	5110	DS207 MATCH-A-PICTURE DES	49.95
16087	9101	08/20/12	53315 LAKESHORE LEARNING MATERI	5110	EE691 BEGINNING SOUNDS M	9.99
16087	9101	08/20/12	53315 LAKESHORE LEARNING MATERI	5110	EE693 RHYMING SOUNDS MATC	9.99
16087	9101	08/20/12	53315 LAKESHORE LEARNING MATERI	5110	CG191 3-SCENE SEQUENCING	12.99
16087	9101	08/20/12	53315 LAKESHORE LEARNING MATERI	5110	LA518 CORDUROY STORYTELLI	24.95
16087	9101	08/20/12	53315 LAKESHORE LEARNING MATERI	5110	LA991 TABLETOP STORYTELLI	49.95
16087	9101	08/20/12	53315 LAKESHORE LEARNING MATERI	5110	BK250X CLASSROOM FAVORITE	125.00
16087	9101	08/20/12	53315 LAKESHORE LEARNING MATERI	5110	LA-624 LABELING POCKETS 7	16.95
16087	9101	08/20/12	53315 LAKESHORE LEARNING MATERI	5110	LL-110 HEAVY DUTY PAPER T	15.96
16087	9101	08/20/12	53315 LAKESHORE LEARNING MATERI	5110	AA411 MATCH-A-SOUND	39.95
16087	9101	08/20/12	53315 LAKESHORE LEARNING MATERI	6410	INDIVIDUAL CD PLAYER WITH	79.90
16087	9101	08/20/12	53315 LAKESHORE LEARNING MATERI	5110	SJ212 POUR IT YOURSELF PI	19.95
16087	9101	08/20/12	53315 LAKESHORE LEARNING MATERI	5110	RAA166 NATURAL BRISTLES P	5.95
16087	9101	08/20/12	53315 LAKESHORE LEARNING MATERI	5110	DG547 MAGNA TILES 100 PIE	103.96
16087	9101	08/20/12	53315 LAKESHORE LEARNING MATERI	5110	RE111 DINO DIG EXCAVATION	24.95
16087	9101	08/20/12	53315 LAKESHORE LEARNING MATERI	5110	JJ394 ADDITION BINGO	9.99
16087	9101	08/20/12	53315 LAKESHORE LEARNING MATERI	5110	JJ395 SUBTRACTION BINGO	9.99
16087	9101	08/20/12	53315 LAKESHORE LEARNING MATERI	5110	LC3540X PREPARED SLIDES-C	39.95
16087	9101	08/20/12	53315 LAKESHORE LEARNING MATERI	5110	LL676 MAGNETIC ALPHABET M	39.95
16087	9101	08/20/12	53315 LAKESHORE LEARNING MATERI	5110	TT748 POLICE OFFICER PUPP	14.95
16087	9101	08/20/12	53315 LAKESHORE LEARNING MATERI	5110	TT747 FIREFIGHTER PUPPET	14.95
16087	9101	08/20/12	53315 LAKESHORE LEARNING MATERI	5110	TT800X STAMP AND WRITE SI	63.96
16087	9101	08/20/12	53315 LAKESHORE LEARNING MATERI	5110	TT950X MATH INSTANT LEARN	179.00
16087	9101	08/20/12	53315 LAKESHORE LEARNING MATERI	5110	FP944 FIVE SENSES THEME B	49.95
16087	9101	08/20/12	53315 LAKESHORE LEARNING MATERI	5110	LL435X MAGNETIC SOUND SOR	79.95
16087	9101	08/20/12	53315 LAKESHORE LEARNING MATERI	5110	EE668 WORD FAMILY BIG BOO	199.00
16087	9101	08/20/12	53315 LAKESHORE LEARNING MATERI	5110	LC 682 VOWEL TEACHING TUB	69.95
16087	9101	08/20/12	53315 LAKESHORE LEARNING MATERI	5110	TT800X STAMP AND WRITE SI	63.96
TOTAL CHECK						1,727.25
16088	9101	08/20/12	55432 LENAWEE INTERMEDIATE SCHO	8210	PREP ACADEMY FALL 11	1,893.65
16088	9101	08/20/12	55432 LENAWEE INTERMEDIATE SCHO	5910	CHECK STOCK	96.07
TOTAL CHECK						1,989.72
16089	9101	08/20/12	57730 MCGRAW HILL SCHOOL COMPAN	5111	MHID 0076112837 RAVENSCOU	119.88
16089	9101	08/20/12	57730 MCGRAW HILL SCHOOL COMPAN	5111	MHID 0076113361 RAVENSCOU	88.50
16089	9101	08/20/12	57730 MCGRAW HILL SCHOOL COMPAN	5111	ESTIMATED SHIPPING/HANDLI	17.96
16089	9101	08/20/12	57730 MCGRAW HILL SCHOOL COMPAN	5210	978-0-07-608988-8 EVERYDA	2,644.80
16089	9101	08/20/12	57730 MCGRAW HILL SCHOOL COMPAN	5210	978-0-07-608989-5 EVERYDA	2,280.00
16089	9101	08/20/12	57730 MCGRAW HILL SCHOOL COMPAN	5210	978-0-07-608990-1 EVERYDA	2,097.60
16089	9101	08/20/12	57730 MCGRAW HILL SCHOOL COMPAN	5210	978-0-07-608991-8 EVERYDA	2,280.00
16089	9101	08/20/12	57730 MCGRAW HILL SCHOOL COMPAN	5210	978-0-07-608992-5 EVERYDA	2,462.40
16089	9101	08/20/12	57730 MCGRAW HILL SCHOOL COMPAN	5210	978-0-07-604603-4 EVERYDA	50.70
16089	9101	08/20/12	57730 MCGRAW HILL SCHOOL COMPAN	5210	978-0-07-604584-6 EVERYDA	556.19
TOTAL CHECK						12,598.03
16090	9101	08/20/12	57970 MCMASTER-CARR SUPPLY CO.	5980	AIR FILTER	59.42
16091	9101	08/20/12	64288 MICHIGAN TBA DIST	5730	STUD POST BATTE	222.50
16092	9101	08/20/12	65990 MT BUSINESS TECHNOLOGIES,	4220	T6989 HS COPIER	46.39
16092	9101	08/20/12	65990 MT BUSINESS TECHNOLOGIES,	4220	L2070 K WING COPIER	2.18
16092	9101	08/20/12	65990 MT BUSINESS TECHNOLOGIES,	4220	L2171 HS COPIER	10.63
16092	9101	08/20/12	65990 MT BUSINESS TECHNOLOGIES,	4220	T3986 CO COPIER	11.97
TOTAL CHECK						71.17

SPI
DATE: 08/17/2012
TIME: 14:01:22

MADISON SCHOOL DISTRICT
CHECK REGISTER

PAGE NUMBER: 5
VENCHK11
ACCOUNTING PERIOD: 2/13

FUND - 11 - GENERAL FUND

CHECK NUMBER	CASH ACCT	DATE ISSUED	-----VENDOR-----	ACCT	-----DESCRIPTION-----	AMOUNT
16093	9101	08/20/12	68500 NEFF COMPANY	5990	LETTERS	187.50
16094	9101	08/20/12	68790 NETECH	6410	DESKTOP SMALL FORM FACTOR	2,760.00
16094	9101	08/20/12	68790 NETECH	6410	DESKTOP SMALL FORM FACTOR	2,760.00
16094	9101	08/20/12	68790 NETECH	6410	DESKTOP SMALL FORM FACTOR	17,250.00
16094	9101	08/20/12	68790 NETECH	6410	22" WIDESCREEEN DISPLAY 61	612.00
16094	9101	08/20/12	68790 NETECH	6410	22" WIDESCREEEN DISPLAY 61	612.00
16094	9101	08/20/12	68790 NETECH	6410	22" WIDESCREEEN DISPLAY 61	3,825.00
TOTAL CHECK						27,819.00
16095	9101	08/20/12	94650 NICHOLS	5990	SERVICE TECH/PARTS	251.15
16095	9101	08/20/12	94650 NICHOLS	5990	REBILL FOR MOTOR VAC	185.75
16095	9101	08/20/12	94650 NICHOLS	5990	FLOOR FINISH, DUSTER	1,382.84
16095	9101	08/20/12	94650 NICHOLS	5990	MOTOR VAC	417.79
16095	9101	08/20/12	94650 NICHOLS	5990	CR FOR MOTOR VAC	-304.73
16095	9101	08/20/12	94650 NICHOLS	5990	MINI JET, BEARING, CL	105.35
TOTAL CHECK						2,038.15
16096	9101	08/20/12	69502 NORTHWEST EVALUATION ASSO	5110	MAP FOR PRIMARY GR	3,550.00
16096	9101	08/20/12	69502 NORTHWEST EVALUATION ASSO	5120	MAP LICENSE	16,750.00
16096	9101	08/20/12	69502 NORTHWEST EVALUATION ASSO	5120	MAP FOR SCIENCE LIC	912.50
TOTAL CHECK						21,212.50
16097	9101	08/20/12	69403 OCCUHEALTH	3130	EL NURSE - JUNE 25.27	154.49
16097	9101	08/20/12	69403 OCCUHEALTH	3130	HS NURSE - JUNE 25.27	25.74
16097	9101	08/20/12	69403 OCCUHEALTH	3130	MS NURSE- JUNE 25.27	25.75
TOTAL CHECK						205.98
16098			69401 OFFICE DEPOT, INC		VOID: MULTI STUB CHECK	
16099	9101	08/20/12	69401 OFFICE DEPOT, INC	5110	120794 DESCRIPTION: PENC	17.84
16099	9101	08/20/12	69401 OFFICE DEPOT, INC	5110	121184 DESCRIPTION: RUBB	4.20
16099	9101	08/20/12	69401 OFFICE DEPOT, INC	5110	121214 DESCRIPTION: INST	3.05
16099	9101	08/20/12	69401 OFFICE DEPOT, INC	5110	121372 DESCRIPTION: MARK	5.34
16099	9101	08/20/12	69401 OFFICE DEPOT, INC	5110	121427 DESCRIPTION: MARK	5.30
16099	9101	08/20/12	69401 OFFICE DEPOT, INC	5110	121439 DESCRIPTION: MARK	4.56
16099	9101	08/20/12	69401 OFFICE DEPOT, INC	5110	121483 DESCRIPTION: BIND	.90
16099	9101	08/20/12	69401 OFFICE DEPOT, INC	5110	121594 DESCRIPTION: PENC	11.34
16099	9101	08/20/12	69401 OFFICE DEPOT, INC	5110	122138 DESCRIPTION: ERAS	4.64
16099	9101	08/20/12	69401 OFFICE DEPOT, INC	5110	DESCRIPTION: PENCILS, MU	4.95
16099	9101	08/20/12	69401 OFFICE DEPOT, INC	5110	DESCRIPTION: CORRECTION	5.04
16099	9101	08/20/12	69401 OFFICE DEPOT, INC	5110	DESCRIPTION: ERASERS, WE	2.32
16099	9101	08/20/12	69401 OFFICE DEPOT, INC	5110	DESCRIPTION: PENCILS, #2	6.30
16099	9101	08/20/12	69401 OFFICE DEPOT, INC	5110	121167 DESCRIPTION: GLUE	4.80
16099	9101	08/20/12	69401 OFFICE DEPOT, INC	5110	121379 DESCRIPTION: MARK	6.65
16099	9101	08/20/12	69401 OFFICE DEPOT, INC	5110	121426 DESCRIPTION: MARK	5.35
16099	9101	08/20/12	69401 OFFICE DEPOT, INC	5110	122138 DESCRIPTION: ERAS	5.80
16099	9101	08/20/12	69401 OFFICE DEPOT, INC	5110	122141 DESCRIPTION: PENC	5.80
16099	9101	08/20/12	69401 OFFICE DEPOT, INC	5110	120818 DESCRIPTION: CRAF	2.90
16099	9101	08/20/12	69401 OFFICE DEPOT, INC	5110	121408 DESCRIPTION: MARK	2.26
16099	9101	08/20/12	69401 OFFICE DEPOT, INC	5110	122138 DESCRIPTION: ERAS	1.16
16099	9101	08/20/12	69401 OFFICE DEPOT, INC	5110	122551 DESCRIPTION: TAPE	4.32
16099	9101	08/20/12	69401 OFFICE DEPOT, INC	5990	120794 DESCRIPTION: PENC	4.46
16099	9101	08/20/12	69401 OFFICE DEPOT, INC	5990	121427 DESCRIPTION: MARK	5.30
16099	9101	08/20/12	69401 OFFICE DEPOT, INC	5990	121494 DESCRIPTION: CORR	2.15

SPI
DATE: 08/17/2012
TIME: 14:01:22

MADISON SCHOOL DISTRICT
CHECK REGISTER

PAGE NUMBER: 6
VENCHK11
ACCOUNTING PERIOD: 2/13

FUND - 11 - GENERAL FUND

CHECK NUMBER	CASH ACCT	DATE ISSUED	-----VENDOR-----	ACCT	-----DESCRIPTION-----	AMOUNT
16099	9101	08/20/12	69401 OFFICE DEPOT, INC	5990	122138 DESCRIPTION: ERAS	1.16
16099	9101	08/20/12	69401 OFFICE DEPOT, INC	5990	122551 HIGHLAND 3/4" TAPE	2.70
16099	9101	08/20/12	69401 OFFICE DEPOT, INC	5111	120798 DESCRIPTION: PENC	3.35
16099	9101	08/20/12	69401 OFFICE DEPOT, INC	5111	121487 DESCRIPTION: CLIP	2.10
16099	9101	08/20/12	69401 OFFICE DEPOT, INC	5111	122072 DESCRIPTION: NOTE	1.41
16099	9101	08/20/12	69401 OFFICE DEPOT, INC	5110	121410 DESCRIPTION: MARK	6.78
16099	9101	08/20/12	69401 OFFICE DEPOT, INC	5110	121434 DESCRIPTION: MARK	10.60
16099	9101	08/20/12	69401 OFFICE DEPOT, INC	5110	122165 DESCRIPTION: PENS	3.90
16099	9101	08/20/12	69401 OFFICE DEPOT, INC	5110	122167 DESCRIPTION: PENS	9.36
16099	9101	08/20/12	69401 OFFICE DEPOT, INC	5111	120994 WHITEBOARD CLEANER	11.35
16099	9101	08/20/12	69401 OFFICE DEPOT, INC	5111	121401 DRY ERASE MARKES 1	21.24
16099	9101	08/20/12	69401 OFFICE DEPOT, INC	5111	121426 PERMANENT MARKERS	10.70
16099	9101	08/20/12	69401 OFFICE DEPOT, INC	5111	122131 WRITING PADS 12/PK	4.80
16099	9101	08/20/12	69401 OFFICE DEPOT, INC	5111	122138 ERASERS, 144/PKG	2.32
16099	9101	08/20/12	69401 OFFICE DEPOT, INC	5111	122420 POST-IT FLAGS 35 F	2.37
16099	9101	08/20/12	69401 OFFICE DEPOT, INC	5111	122426 SELF STICK REMOVAB	15.34
16099	9101	08/20/12	69401 OFFICE DEPOT, INC	5111	121055 DESCRIPTION: CRAY	4.56
16099	9101	08/20/12	69401 OFFICE DEPOT, INC	5111	121374 DESCRIPTION: MARK	8.14
16099	9101	08/20/12	69401 OFFICE DEPOT, INC	5111	121421 DESCRIPTION: MARK	5.30
16099	9101	08/20/12	69401 OFFICE DEPOT, INC	5111	121482 DESCRIPTION: BIND	.74
16099	9101	08/20/12	69401 OFFICE DEPOT, INC	5111	121483 DESCRIPTION: BIND	1.80
16099	9101	08/20/12	69401 OFFICE DEPOT, INC	5111	121486 DESCRIPTION: BOOK	.96
16099	9101	08/20/12	69401 OFFICE DEPOT, INC	5111	122140 DESCRIPTION: PENC	3.15
16099	9101	08/20/12	69401 OFFICE DEPOT, INC	5111	122165 DESCRIPTION: PENS	3.12
16099	9101	08/20/12	69401 OFFICE DEPOT, INC	5110	120859 INDEX DIVIDERS, 8-	.35
16099	9101	08/20/12	69401 OFFICE DEPOT, INC	5110	120861 INDEX DIVIDERS, 8-	26.00
16099	9101	08/20/12	69401 OFFICE DEPOT, INC	5110	121401 MARKERS, DRY ERASE	28.32
16099	9101	08/20/12	69401 OFFICE DEPOT, INC	5110	120993 WHITEBOARD CLEANER	5.48
16099	9101	08/20/12	69401 OFFICE DEPOT, INC	5110	121425 MARKERS, PERMANENT	7.14
16099	9101	08/20/12	69401 OFFICE DEPOT, INC	5110	121482 BINDER CLIPS, MEDI	.74
16099	9101	08/20/12	69401 OFFICE DEPOT, INC	5110	122166 PENS, STICK, MEDIU	1.40
16099	9101	08/20/12	69401 OFFICE DEPOT, INC	5110	121189 WHITE GALLON GLUE	23.19
16099	9101	08/20/12	69401 OFFICE DEPOT, INC	5110	120795 CLASSROOM PACK COL	109.25
16099	9101	08/20/12	69401 OFFICE DEPOT, INC	5110	121374 DRY ERASE MARKERS	48.84
16099	9101	08/20/12	69401 OFFICE DEPOT, INC	5110	121375 DRY ERASE MARKERS	48.84
16099	9101	08/20/12	69401 OFFICE DEPOT, INC	5110	121376 DRY ERASE MARKERS	48.84
16099	9101	08/20/12	69401 OFFICE DEPOT, INC	5110	121377 DRY ERASE MARKERS	48.84
16099	9101	08/20/12	69401 OFFICE DEPOT, INC	5110	121699 WASHABLE PAINT RED	17.71
16099	9101	08/20/12	69401 OFFICE DEPOT, INC	5110	121700 WASHABLE PAINT ORA	20.93
16099	9101	08/20/12	69401 OFFICE DEPOT, INC	5110	121701 WASHABLE PAINT YEL	25.76
16099	9101	08/20/12	69401 OFFICE DEPOT, INC	5110	121702 WASHABLE PAINT GRE	-25.76
16099	9101	08/20/12	69401 OFFICE DEPOT, INC	5110	121702 WASHABLE PAINT GRE	25.76
16099	9101	08/20/12	69401 OFFICE DEPOT, INC	5110	121702 WASHABLE PAINT GRE	25.76
16099	9101	08/20/12	69401 OFFICE DEPOT, INC	5110	121703 WASHABLE PAINT MAG	6.44
16099	9101	08/20/12	69401 OFFICE DEPOT, INC	5110	121704 WASHABLE MARKERS B	-4.83
16099	9101	08/20/12	69401 OFFICE DEPOT, INC	5110	121704 WASHABLE MARKERS B	12.88
16099	9101	08/20/12	69401 OFFICE DEPOT, INC	5110	121704 WASHABLE MARKERS B	4.83
16099	9101	08/20/12	69401 OFFICE DEPOT, INC	5110	121706 WASHABLE PAINT TUR	11.27
16099	9101	08/20/12	69401 OFFICE DEPOT, INC	5110	121707 WASHABLE PAINT VIO	19.32
16099	9101	08/20/12	69401 OFFICE DEPOT, INC	5110	121708 WASHABLE PAINT WHI	17.71
16099	9101	08/20/12	69401 OFFICE DEPOT, INC	5110	121709 WASHABLE PAINT BRO	8.05
16099	9101	08/20/12	69401 OFFICE DEPOT, INC	5110	121710 WASHABLE PAINT BLA	8.05
16099	9101	08/20/12	69401 OFFICE DEPOT, INC	5110	122140 PENCILS	90.72
16099	9101	08/20/12	69401 OFFICE DEPOT, INC	5110	122425 SELF STICK NOTES 1	20.04
16099	9101	08/20/12	69401 OFFICE DEPOT, INC	5110	122426 SELF STICK NOTES 3	46.02
16099	9101	08/20/12	69401 OFFICE DEPOT, INC	5110	122428 SELF STICK NOTES	61.56

SPI
DATE: 08/17/2012
TIME: 14:01:22

MADISON SCHOOL DISTRICT
CHECK REGISTER

PAGE NUMBER: 7
VENCHK11
ACCOUNTING PERIOD: 2/13

FUND - 11 - GENERAL FUND

CHECK NUMBER	CASH ACCT	DATE ISSUED	-----VENDOR-----	ACCT	-----DESCRIPTION-----	AMOUNT
16099	9101	08/20/12	69401 OFFICE DEPOT, INC	5110	122526 HIGHLAND TAPE	22.20
16099	9101	08/20/12	69401 OFFICE DEPOT, INC	5110	122541 MASKING TAPE	4.98
16099	9101	08/20/12	69401 OFFICE DEPOT, INC	5110	120993 DESCRIPTION: WHIT	6.85
16099	9101	08/20/12	69401 OFFICE DEPOT, INC	5110	121434 DESCRIPTION: MARK	5.30
16099	9101	08/20/12	69401 OFFICE DEPOT, INC	5110	120859 DIVIDERS 3 HOLE	1.05
16099	9101	08/20/12	69401 OFFICE DEPOT, INC	5110	120861 DIVIDERS 5 TAB	7.80
16099	9101	08/20/12	69401 OFFICE DEPOT, INC	5110	121375 MARKERS, DRY ERA	8.14
16099	9101	08/20/12	69401 OFFICE DEPOT, INC	5110	122141 #2 ORIOLE PRESHAR	1.16
16099	9101	08/20/12	69401 OFFICE DEPOT, INC	5110	122426 SELF STICK NOTE	7.67
16099	9101	08/20/12	69401 OFFICE DEPOT, INC	5110	120792 DESCRIPTION: PENC	6.93
16099	9101	08/20/12	69401 OFFICE DEPOT, INC	5110	120996 DESCRIPTION: ERAS	1.17
16099	9101	08/20/12	69401 OFFICE DEPOT, INC	5110	121386 DESCRIPTION: MARK	2.32
16099	9101	08/20/12	69401 OFFICE DEPOT, INC	5110	121408 DESCRIPTION: MARK	2.26
16099	9101	08/20/12	69401 OFFICE DEPOT, INC	5110	121409 DESCRIPTION: MARK	2.26
16099	9101	08/20/12	69401 OFFICE DEPOT, INC	5110	121420 DESCRIPTION: MARK	3.57
16099	9101	08/20/12	69401 OFFICE DEPOT, INC	5110	121434 DESCRIPTION: MARK	10.60
16099	9101	08/20/12	69401 OFFICE DEPOT, INC	5110	121482 DESCRIPTION: BIND	.74
16099	9101	08/20/12	69401 OFFICE DEPOT, INC	5110	122138 DESCRIPTION: ERAS	1.16
16099	9101	08/20/12	69401 OFFICE DEPOT, INC	5110	122144 DESCRIPTION: PENC	6.30
16099	9101	08/20/12	69401 OFFICE DEPOT, INC	5110	122526 DESCRIPTION: TAPE	5.92
16099	9101	08/20/12	69401 OFFICE DEPOT, INC	5110	DESCRIPTION: PENCILS, COL	15.61
16099	9101	08/20/12	69401 OFFICE DEPOT, INC	5110	DESCRIPTION: MARKERS, PER	5.30
16099	9101	08/20/12	69401 OFFICE DEPOT, INC	5110	DESCRIPTION: CORRECTION F	2.15
16099	9101	08/20/12	69401 OFFICE DEPOT, INC	5110	DESCRIPTION: TAPE, INVISI	2.96
16099	9101	08/20/12	69401 OFFICE DEPOT, INC	5110	DESCRIPTION: TAPE, MASKIN	3.95
16099	9101	08/20/12	69401 OFFICE DEPOT, INC	5110	120795 PENCILS, COLORED,	21.85
16099	9101	08/20/12	69401 OFFICE DEPOT, INC	5110	120996 ERASER, WHITEBOARD	2.34
16099	9101	08/20/12	69401 OFFICE DEPOT, INC	5110	121371 MARKERS, DRY ERASE	5.42
16099	9101	08/20/12	69401 OFFICE DEPOT, INC	5110	121426 MARKERS, PERMANENT	5.35
16099	9101	08/20/12	69401 OFFICE DEPOT, INC	5110	121482 BINDER CLIPS, MEDI	.74
16099	9101	08/20/12	69401 OFFICE DEPOT, INC	5110	122138 ERASERS, WEDGE TOP	1.16
16099	9101	08/20/12	69401 OFFICE DEPOT, INC	5110	122141 PENCILS, #2, ORIOL	5.80
16099	9101	08/20/12	69401 OFFICE DEPOT, INC	5110	122534 TAPE, MASKING, 3/4	2.37
16099	9101	08/20/12	69401 OFFICE DEPOT, INC	5110	204156 EXPO DRY ERASE MAR	43.36
16099	9101	08/20/12	69401 OFFICE DEPOT, INC	5110	308957 1" BINDER CLIPS	.74
16099	9101	08/20/12	69401 OFFICE DEPOT, INC	5110	429431 5/8 " BINDER CLIPS	.74
16099	9101	08/20/12	69401 OFFICE DEPOT, INC	5110	279624 PENCIL TIP ERASERS	5.80
16099	9101	08/20/12	69401 OFFICE DEPOT, INC	5110	523193 CORRECTION TAPE	15.12
16099	9101	08/20/12	69401 OFFICE DEPOT, INC	5110	595671 PENCIL SHARPENER	65.67
16099	9101	08/20/12	69401 OFFICE DEPOT, INC	5110	121379 DRY ERASE MARKERS	19.95
16099	9101	08/20/12	69401 OFFICE DEPOT, INC	5110	122419 POST IT FLAGS RED	7.23
16099	9101	08/20/12	69401 OFFICE DEPOT, INC	5110	121373 EXPO KIT EIGHT MAR	44.36
16099	9101	08/20/12	69401 OFFICE DEPOT, INC	5110	120795 PENCILS, FULL SIZE	43.70
16099	9101	08/20/12	69401 OFFICE DEPOT, INC	5110	120993 WHITEBOARD CLEANER	1.37
16099	9101	08/20/12	69401 OFFICE DEPOT, INC	5110	120994 WHITEBOARD CLEANER	11.35
16099	9101	08/20/12	69401 OFFICE DEPOT, INC	5110	121171 GLUE STICK, WASHAB	6.47
16099	9101	08/20/12	69401 OFFICE DEPOT, INC	5110	121371 MARKERS, DRY ERASE	5.42
16099	9101	08/20/12	69401 OFFICE DEPOT, INC	5110	121427 MARKERS, PERMANENT	5.30
16099	9101	08/20/12	69401 OFFICE DEPOT, INC	5110	121428 MARKERS, PERMANENT	5.30
16099	9101	08/20/12	69401 OFFICE DEPOT, INC	5110	121564 PAPER PUNCH, HAND	.76
16099	9101	08/20/12	69401 OFFICE DEPOT, INC	5110	121592 PENCIL SHARPENER	8.25
16099	9101	08/20/12	69401 OFFICE DEPOT, INC	5110	122138 ERASERS, WEDGE TOP	1.16
16099	9101	08/20/12	69401 OFFICE DEPOT, INC	5110	120993 DESCRIPTION: WHIT	5.48
16099	9101	08/20/12	69401 OFFICE DEPOT, INC	5110	121473 DESCRIPTION: MARK	7.98
16099	9101	08/20/12	69401 OFFICE DEPOT, INC	5110	121496 DESCRIPTION: CORR	3.15
16099	9101	08/20/12	69401 OFFICE DEPOT, INC	5110	121390 DESCRIPTION: MARKE	7.03

SPI
DATE: 08/17/2012
TIME: 14:01:22

MADISON SCHOOL DISTRICT
CHECK REGISTER

PAGE NUMBER: 8
VENCHK11
ACCOUNTING PERIOD: 2/13

FUND - 11 - GENERAL FUND

CHECK NUMBER	CASH ACCT	DATE ISSUED	-----VENDOR-----	ACCT	-----DESCRIPTION-----	AMOUNT
16099	9101	08/20/12	69401 OFFICE DEPOT, INC	5110	121423 DESCRIPTION: MARKE	5.30
16099	9101	08/20/12	69401 OFFICE DEPOT, INC	5110	121425 DESCRIPTION: MARKE	3.57
16099	9101	08/20/12	69401 OFFICE DEPOT, INC	5110	121482 DESCRIPTION: BINDE	.74
16099	9101	08/20/12	69401 OFFICE DEPOT, INC	5110	122138 DESCRIPTION: ERASE	1.16
16099	9101	08/20/12	69401 OFFICE DEPOT, INC	5110	122153 DESCRIPTION: PENCI	2.46
16099	9101	08/20/12	69401 OFFICE DEPOT, INC	5110	122534 DESCRIPTION: TAPE,	1.58
16099	9101	08/20/12	69401 OFFICE DEPOT, INC	5110	121372 EIGHT-COLOR EXPO	16.02
16099	9101	08/20/12	69401 OFFICE DEPOT, INC	5110	121374 DESCRIPTION: MARK	8.14
16099	9101	08/20/12	69401 OFFICE DEPOT, INC	5110	121375 DESCRIPTION: MARK	8.14
16099	9101	08/20/12	69401 OFFICE DEPOT, INC	5110	121375 DESCRIPTION: MARK	8.14
16099	9101	08/20/12	69401 OFFICE DEPOT, INC	5110	121376 DESCRIPTION: MARK	8.14
16099	9101	08/20/12	69401 OFFICE DEPOT, INC	5110	121377 DESCRIPTION: MARK	8.14
16099	9101	08/20/12	69401 OFFICE DEPOT, INC	5110	121377 DESCRIPTION: MARK	8.14
16099	9101	08/20/12	69401 OFFICE DEPOT, INC	5110	121490 DESCRIPTION: CLIP	5.50
16099	9101	08/20/12	69401 OFFICE DEPOT, INC	5110	122129 DESCRIPTION: WRIT	2.59
16099	9101	08/20/12	69401 OFFICE DEPOT, INC	5110	122138 DESCRIPTION: ERAS	1.16
16099	9101	08/20/12	69401 OFFICE DEPOT, INC	5110	122167 DESCRIPTION: PENS	3.90
16099	9101	08/20/12	69401 OFFICE DEPOT, INC	5110	122520 DESCRIPTION: DUCT	2.61
16099	9101	08/20/12	69401 OFFICE DEPOT, INC	5110	121482, BINDER CLIPS, ME	.37
16099	9101	08/20/12	69401 OFFICE DEPOT, INC	5110	121483 DESCRIPTION: BIND	.90
16099	9101	08/20/12	69401 OFFICE DEPOT, INC	5110	122520 DESCRIPTION: DUCT	2.61
16099	9101	08/20/12	69401 OFFICE DEPOT, INC	5110	122551 DESCRIPTION: TAPE	5.40
16099	9101	08/20/12	69401 OFFICE DEPOT, INC	5110	S&H	5.95
16099	9101	08/20/12	69401 OFFICE DEPOT, INC	5110	120993 DESCRIPTION: WHIT	4.11
16099	9101	08/20/12	69401 OFFICE DEPOT, INC	5110	121371 DESCRIPTION: MARK	5.42
16099	9101	08/20/12	69401 OFFICE DEPOT, INC	5110	121481 DESCRIPTION: BIND	.75
16099	9101	08/20/12	69401 OFFICE DEPOT, INC	5110	121492 DESCRIPTION: CORR	3.60
16099	9101	08/20/12	69401 OFFICE DEPOT, INC	5110	122418 DESCRIPTION: POST	7.23
16099	9101	08/20/12	69401 OFFICE DEPOT, INC	5110	122420 DESCRIPTION: POST	4.74
16099	9101	08/20/12	69401 OFFICE DEPOT, INC	5110	121374 DESCRIPTION: MARKE	16.28
16099	9101	08/20/12	69401 OFFICE DEPOT, INC	5110	121376 DESCRIPTION: MARKE	16.28
16099	9101	08/20/12	69401 OFFICE DEPOT, INC	5110	121496 DESCRIPTION: CORRE	3.15
16099	9101	08/20/12	69401 OFFICE DEPOT, INC	5110	122162 DESCRIPTION: PENS,	2.34
16099	9101	08/20/12	69401 OFFICE DEPOT, INC	5110	122163 DESCRIPTION: PENS,	2.34
16099	9101	08/20/12	69401 OFFICE DEPOT, INC	5110	122164 DESCRIPTION: PENS,	2.37
16099	9101	08/20/12	69401 OFFICE DEPOT, INC	5110	122541 DESCRIPTION: TAPE,	2.49
16099	9101	08/20/12	69401 OFFICE DEPOT, INC	5110	121372 DESCRIPTION: MARK	16.02
16099	9101	08/20/12	69401 OFFICE DEPOT, INC	5110	121482 DESCRIPTION: BIND	.37
16099	9101	08/20/12	69401 OFFICE DEPOT, INC	5110	122141 DESCRIPTION: PENC	1.74
16099	9101	08/20/12	69401 OFFICE DEPOT, INC	5110	121374 DESCRIPTION: MARK	8.14
16099	9101	08/20/12	69401 OFFICE DEPOT, INC	5110	121379 DESCRIPTION: MARK	19.95
16099	9101	08/20/12	69401 OFFICE DEPOT, INC	5110	121427 DESCRIPTION: MARK	5.30
16099	9101	08/20/12	69401 OFFICE DEPOT, INC	5110	121482 DESCRIPTION: BIND	.74
16099	9101	08/20/12	69401 OFFICE DEPOT, INC	5110	121559 DESCRIPTION: PENC	16.60
16099	9101	08/20/12	69401 OFFICE DEPOT, INC	5110	122541 DESCRIPTION: TAPE	9.96
16099	9101	08/20/12	69401 OFFICE DEPOT, INC	5110	120993 WHITEBOARD CLEANER	4.11
16099	9101	08/20/12	69401 OFFICE DEPOT, INC	5110	121387 MARKERS, DRY ERASE	36.72
16099	9101	08/20/12	69401 OFFICE DEPOT, INC	5110	121408 MARKERS, HIGHLIGHT	2.26
16099	9101	08/20/12	69401 OFFICE DEPOT, INC	5110	121410 MARKERS, HIGHLIGHT	2.26
16099	9101	08/20/12	69401 OFFICE DEPOT, INC	5110	122138 ERASERS, WEDGE TOP	1.16
16099	9101	08/20/12	69401 OFFICE DEPOT, INC	5110	122420 POST-IT FLAGS, 1/2	2.37
16099	9101	08/20/12	69401 OFFICE DEPOT, INC	5110	122550 TRANSPARENTTAPE 1/	3.80
16099	9101	08/20/12	69401 OFFICE DEPOT, INC	5110	121439 MARKERS, PERMANENT	6.84
16099	9101	08/20/12	69401 OFFICE DEPOT, INC	5110	122534 TAPE, MASKING, 3/4	11.85
TOTAL CHECK						1,884.45

SPI
DATE: 08/17/2012
TIME: 14:01:22

MADISON SCHOOL DISTRICT
CHECK REGISTER

PAGE NUMBER: 9
VENCHK11
ACCOUNTING PERIOD: 2/13

FUND - 11 - GENERAL FUND

CHECK NUMBER	CASH ACCT	DATE ISSUED	-----VENDOR-----	ACCT	-----DESCRIPTION-----	AMOUNT
16100	9101	08/20/12	70086 PCI EDUCATIONAL PUBLISHIN	5111	PCI2305W BASIC GEOGRAPHY	59.95
16100	9101	08/20/12	70086 PCI EDUCATIONAL PUBLISHIN	5111	PCI2312W EARTH AND SPACE	104.65
16100	9101	08/20/12	70086 PCI EDUCATIONAL PUBLISHIN	5111	PCI2400W LIFE SCIENCE STU	119.60
16100	9101	08/20/12	70086 PCI EDUCATIONAL PUBLISHIN	5111	ESTIMATED SHIPPING/HANDLI	42.63
			TOTAL CHECK			326.83
16101	9101	08/20/12	72220 PERFORMANCE AUTO OF ADRIA	5990	MINI LAMPS	12.10
16101	9101	08/20/12	72220 PERFORMANCE AUTO OF ADRIA	5710	ANTIFREEZE	69.12
			TOTAL CHECK			81.22
16102	9101	08/20/12	72336 PERRY CORPORATION	4120	HS LIB COPIER	15.42
16102	9101	08/20/12	72336 PERRY CORPORATION	4220	A5345 & A5986 EL COPY	370.00
16102	9101	08/20/12	72336 PERRY CORPORATION	4220	B2150 & B2151 MS COPY	304.20
			TOTAL CHECK			689.62
16103	9101	08/20/12	72661 PHONICS DANCE	5110	PHONICS DANCE THE FIRST G	180.00
16103	9101	08/20/12	72661 PHONICS DANCE	5110	ESTIMATED SHIPPING/HANDLI	18.00
			TOTAL CHECK			198.00
16104	9101	08/20/12	73929 PRECISION DATA PRODUCTS	5110	121565 DESCRIPTION: PAPE	7.90
16104	9101	08/20/12	73929 PRECISION DATA PRODUCTS	5110	122189 DESCRIPTION: INK	24.95
16104	9101	08/20/12	73929 PRECISION DATA PRODUCTS	5110	122191 DESCRIPTION: INK	26.99
16104	9101	08/20/12	73929 PRECISION DATA PRODUCTS	5110	121565 DESCRIPTION: PAPE	3.95
16104	9101	08/20/12	73929 PRECISION DATA PRODUCTS	5110	ESTIMATED SHIPPING/HANDLI	8.12
16104	9101	08/20/12	73929 PRECISION DATA PRODUCTS	5111	121565 PAPER PUNCH, 3 HOL	3.95
			TOTAL CHECK			75.86
16105			74940 QUILL CORPORATION		VOID: MULTI STUB CHECK	
16106	9101	08/20/12	74940 QUILL CORPORATION	5110	120998 DESCRIPTION: SCRE	1.81
16106	9101	08/20/12	74940 QUILL CORPORATION	5110	121101 DESCRIPTION: ENVE	11.26
16106	9101	08/20/12	74940 QUILL CORPORATION	5110	122174 DESCRIPTION: PENS	21.16
16106	9101	08/20/12	74940 QUILL CORPORATION	5110	122431 DESCRIPTION: SELF	3.24
16106	9101	08/20/12	74940 QUILL CORPORATION	5110	122527 DESCRIPTION: TAPE	10.48
16106	9101	08/20/12	74940 QUILL CORPORATION	5910	121127 DESCRIPTION: HANG	20.60
16106	9101	08/20/12	74940 QUILL CORPORATION	5910	121131 DESCRIPTION: FILE	193.50
16106	9101	08/20/12	74940 QUILL CORPORATION	5910	121411 DESCRIPTION: MARK	63.72
16106	9101	08/20/12	74940 QUILL CORPORATION	5910	121517 DESCRIPTION: INDE	-15.60
16106	9101	08/20/12	74940 QUILL CORPORATION	5910	121517 DESCRIPTION: INDE	15.60
16106	9101	08/20/12	74940 QUILL CORPORATION	5910	121517 DESCRIPTION: INDE	15.60
16106	9101	08/20/12	74940 QUILL CORPORATION	5910	121519 DESCRIPTION: INDE	31.20
16106	9101	08/20/12	74940 QUILL CORPORATION	5910	121601 DESCRIPTION: STAP	22.56
16106	9101	08/20/12	74940 QUILL CORPORATION	5910	122156 DESCRIPTION: PENS	8.88
16106	9101	08/20/12	74940 QUILL CORPORATION	5910	122157 DESCRIPTION: PENS	17.76
16106	9101	08/20/12	74940 QUILL CORPORATION	5110	CRUNKILTON 130159	3.55
16106	9101	08/20/12	74940 QUILL CORPORATION	5110	130013 INGELS REPLACE	4.03
16106	9101	08/20/12	74940 QUILL CORPORATION	5110	HIGHLIGHTERS	27.58
16106	9101	08/20/12	74940 QUILL CORPORATION	5110	130013 INGELS CREDIT	-4.03
16106	9101	08/20/12	74940 QUILL CORPORATION	5110	121411 DESCRIPTION: MARKE	1.77
16106	9101	08/20/12	74940 QUILL CORPORATION	5110	121722 DESCRIPTION: WATER	15.90
16106	9101	08/20/12	74940 QUILL CORPORATION	5110	121455 WASHABLE MARKERS C	286.20
16106	9101	08/20/12	74940 QUILL CORPORATION	5110	121517 INDEX CARDS 3X5	7.80
16106	9101	08/20/12	74940 QUILL CORPORATION	5110	121731 WATER COLOR PAINT	76.32
16106	9101	08/20/12	74940 QUILL CORPORATION	5110	121023 CRAYONS CLASS PACK	68.90
16106	9101	08/20/12	74940 QUILL CORPORATION	5110	120957 - E-Z GRADER, BLU	-4.12
16106	9101	08/20/12	74940 QUILL CORPORATION	5110	120957 - E-Z GRADER, BLU	4.12

SPI
DATE: 08/17/2012
TIME: 14:01:22

MADISON SCHOOL DISTRICT
CHECK REGISTER

PAGE NUMBER: 10
VENCHK11
ACCOUNTING PERIOD: 2/13

FUND - 11 - GENERAL FUND

CHECK NUMBER	CASH ACCT	DATE ISSUED	-----VENDOR-----	ACCT	-----DESCRIPTION-----	AMOUNT
16106	9101	08/20/12	74940	QUILL CORPORATION	5110 120957 - E-Z GRADER, BLU	4.12
16106	9101	08/20/12	74940	QUILL CORPORATION	5110 121131 DESCRIPTION: FILE	7.74
16106	9101	08/20/12	74940	QUILL CORPORATION	5110 121517 INDEX CARDS, 3"X	.78
16106	9101	08/20/12	74940	QUILL CORPORATION	5110 121519 INDEX CARDS, 4"X	.52
16106	9101	08/20/12	74940	QUILL CORPORATION	5110 13882 PENCILS, #2, NON	2.34
16106	9101	08/20/12	74940	QUILL CORPORATION	5110 122159 PENS, STICK, MEDI	1.48
16106	9101	08/20/12	74940	QUILL CORPORATION	5110 122161 PENS, STICK,	.74
16106	9101	08/20/12	74940	QUILL CORPORATION	5110 120824 DESCRIPTION: BATT	4.68
16106	9101	08/20/12	74940	QUILL CORPORATION	5110 120826 DESCRIPTION: BATT	4.41
16106	9101	08/20/12	74940	QUILL CORPORATION	5110 121129 DESCRIPTION: HANG	2.73
16106	9101	08/20/12	74940	QUILL CORPORATION	5110 122177 DESCRIPTION: PENS	10.58
16106	9101	08/20/12	74940	QUILL CORPORATION	5110 122178 DESCRIPTION: PENS	21.16
16106	9101	08/20/12	74940	QUILL CORPORATION	5110 122179 DESCRIPTION: PENS	10.58
16106	9101	08/20/12	74940	QUILL CORPORATION	5110 121134 DESCRIPTION: FILE	16.05
16106	9101	08/20/12	74940	QUILL CORPORATION	5110 121517 DESCRIPTION: INDE	26.00
16106	9101	08/20/12	74940	QUILL CORPORATION	5110 122142 DESCRIPTION: PENC	8.19
16106	9101	08/20/12	74940	QUILL CORPORATION	5110 122156 DESCRIPTION: PENS	2.22
16106	9101	08/20/12	74940	QUILL CORPORATION	5110 122157 DESCRIPTION: PENS	2.22
16106	9101	08/20/12	74940	QUILL CORPORATION	5110 122158 DESCRIPTION: PENS	3.54
16106	9101	08/20/12	74940	QUILL CORPORATION	5110 122515 DESCRIPTION: TAPE	2.50
16106	9101	08/20/12	74940	QUILL CORPORATION	5110 122553 DESCRIPTION: TAPE	4.41
16106	9101	08/20/12	74940	QUILL CORPORATION	5110 121529 , LABELS, LASER PR	4.50
16106	9101	08/20/12	74940	QUILL CORPORATION	5110 121131 DESCRIPTION: FILE	7.74
16106	9101	08/20/12	74940	QUILL CORPORATION	5110 121517 DESCRIPTION: INDEX	2.60
16106	9101	08/20/12	74940	QUILL CORPORATION	5110 122177 DESCRIPTION: PENS,	10.58
16106	9101	08/20/12	74940	QUILL CORPORATION	5110 122178 DESCRIPTION: PENS,	21.16
16106	9101	08/20/12	74940	QUILL CORPORATION	5110 122179 DESCRIPTION: PENS,	10.58
16106	9101	08/20/12	74940	QUILL CORPORATION	5110 122486 DESCRIPTION: DVD+R	11.30
16106	9101	08/20/12	74940	QUILL CORPORATION	5110 122512 DESCRIPTION: BOOK	10.52
16106	9101	08/20/12	74940	QUILL CORPORATION	5110 120836 DESCRIPTION: BATT	21.33
16106	9101	08/20/12	74940	QUILL CORPORATION	5110 120864 DESCRIPTION: INDE	1.80
16106	9101	08/20/12	74940	QUILL CORPORATION	5110 120998 DESCRIPTION: SCRE	5.43
16106	9101	08/20/12	74940	QUILL CORPORATION	5110 121102 DESCRIPTION: ENVE	7.24
16106	9101	08/20/12	74940	QUILL CORPORATION	5110 121131 DESCRIPTION: FILE	7.74
16106	9101	08/20/12	74940	QUILL CORPORATION	5110 121411 DESCRIPTION: MARK	3.54
16106	9101	08/20/12	74940	QUILL CORPORATION	5110 121517 DESCRIPTION: INDE	2.60
16106	9101	08/20/12	74940	QUILL CORPORATION	5110 122486 DESCRIPTION: DVD+	22.60
16106	9101	08/20/12	74940	QUILL CORPORATION	5110 121186 GLUE BOTTLES	6.90
16106	9101	08/20/12	74940	QUILL CORPORATION	5110 121023 CRAYONS CLASS PACK	34.45
16106	9101	08/20/12	74940	QUILL CORPORATION	5110 JV45421 WATERCOLORS WASHA	10.60
16106	9101	08/20/12	74940	QUILL CORPORATION	5110 8452 BOOK TAPE 2 "	10.35
16106	9101	08/20/12	74940	QUILL CORPORATION	5110 121103 ENVELOPE 6 1/2 X 9	4.14
16106	9101	08/20/12	74940	QUILL CORPORATION	5110 121172 GLUE STICKS	3.18
16106	9101	08/20/12	74940	QUILL CORPORATION	5110 121570 SCISSORS	5.36
16106	9101	08/20/12	74940	QUILL CORPORATION	5110 121731 WATERCOLOR SET	4.24
16106	9101	08/20/12	74940	QUILL CORPORATION	5110 122528 TAPE INVISIBLE	5.10
16106	9101	08/20/12	74940	QUILL CORPORATION	5110 122540 TAPE MASKING	5.06
16106	9101	08/20/12	74940	QUILL CORPORATION	5110 121132 FILE FOLDERS	4.12
16106	9101	08/20/12	74940	QUILL CORPORATION	5110 122510 BOOK TAPE	5.20
16106	9101	08/20/12	74940	QUILL CORPORATION	5110 121518 INDEX CARDS 3X5" U	.78
16106	9101	08/20/12	74940	QUILL CORPORATION	5110 121722 WATERCOLOR PAINT,	6.36
16106	9101	08/20/12	74940	QUILL CORPORATION	5110 121132 FILE FOLDER, MANIL	8.24
16106	9101	08/20/12	74940	QUILL CORPORATION	5110 901-JV45134 DAYDREAMER RE	34.98
16106	9101	08/20/12	74940	QUILL CORPORATION	5110 121722 WATERCOLORS 8 COLO	6.36
16106	9101	08/20/12	74940	QUILL CORPORATION	5110 122510 BOOK TAPE 1-1/2"X1	5.20
16106	9101	08/20/12	74940	QUILL CORPORATION	5110 120824 DESCRIPTION: BATTE	32.76

SPI
DATE: 08/17/2012
TIME: 14:01:22

MADISON SCHOOL DISTRICT
CHECK REGISTER

PAGE NUMBER: 11
VENCHK11
ACCOUNTING PERIOD: 2/13

FUND - 11 - GENERAL FUND

CHECK NUMBER	CASH ACCT	DATE ISSUED	-----VENDOR-----	ACCT	-----DESCRIPTION-----	AMOUNT
16106	9101	08/20/12	74940 QUILL CORPORATION	5110	121491 DESCRIPTION: CORRE	1.46
16106	9101	08/20/12	74940 QUILL CORPORATION	5110	121517 DESCRIPTION: INDEX	1.30
16106	9101	08/20/12	74940 QUILL CORPORATION	5110	122159 DESCRIPTION: PENS,	1.48
16106	9101	08/20/12	74940 QUILL CORPORATION	5110	122161 DESCRIPTION: PENS,	1.48
16106	9101	08/20/12	74940 QUILL CORPORATION	5110	120824 BATTERIES GENERAL	46.80
16106	9101	08/20/12	74940 QUILL CORPORATION	5110	121165 GLUE STICK	2.76
16106	9101	08/20/12	74940 QUILL CORPORATION	5110	122528 TAPE INVISIBLE 3/	6.80
16106	9101	08/20/12	74940 QUILL CORPORATION	5110	120824 AAA GENERAL PURPOS	37.44
16106	9101	08/20/12	74940 QUILL CORPORATION	5110	121131 MANILA LETTER FILE	15.48
16106	9101	08/20/12	74940 QUILL CORPORATION	5110	121517 3"X5" INDEX CARDS	2.60
16106	9101	08/20/12	74940 QUILL CORPORATION	5110	121518 3"X5" UNRULED INDE	2.60
16106	9101	08/20/12	74940 QUILL CORPORATION	5110	122142 #2 PENCILS	23.40
16106	9101	08/20/12	74940 QUILL CORPORATION	5990	120829 GENERAL PURPOSE BA	8.26
TOTAL CHECK						1,543.28
16107	9101	08/20/12	76014 REALLY GOOD STUFF, INC	5110	158916ACN MAGNETIC NUMBER	69.98
16107	9101	08/20/12	76014 REALLY GOOD STUFF, INC	5110	304525ACN FRY SIGHT WORD	34.99
16107	9101	08/20/12	76014 REALLY GOOD STUFF, INC	5110	159256ACN CLASSROOM CHEER	5.50
16107	9101	08/20/12	76014 REALLY GOOD STUFF, INC	5110	ESTIMATED SHIPPING/HANDLI	14.36
16107	9101	08/20/12	76014 REALLY GOOD STUFF, INC	5110	1600 74ACM BL CLASSROOM S	39.99
16107	9101	08/20/12	76014 REALLY GOOD STUFF, INC	5110	ESTIMATED SHIPPING/HANDLI	8.95
16107	9101	08/20/12	76014 REALLY GOOD STUFF, INC	5110	303141 DESKTOP POCKET CHA	53.96
16107	9101	08/20/12	76014 REALLY GOOD STUFF, INC	5110	154250 REALLY GOOD STUFF®	47.96
16107	9101	08/20/12	76014 REALLY GOOD STUFF, INC	5110	ESTIMATED SHIPPING/HANDLI	13.25
16107	9101	08/20/12	76014 REALLY GOOD STUFF, INC	5110	147768ACP ALPHABET STORAG	15.99
16107	9101	08/20/12	76014 REALLY GOOD STUFF, INC	5110	154182ACP WORD FAMILY POC	29.99
16107	9101	08/20/12	76014 REALLY GOOD STUFF, INC	5110	154250ACP REALLY GOOD STU	25.98
16107	9101	08/20/12	76014 REALLY GOOD STUFF, INC	5110	86304464ACP WRITE AGAIN R	23.88
16107	9101	08/20/12	76014 REALLY GOOD STUFF, INC	5110	87158201ACP MAGNETIC ERAS	9.99
16107	9101	08/20/12	76014 REALLY GOOD STUFF, INC	5110	ESTIMATED SHIPPING/HANDLI	13.76
16107	9101	08/20/12	76014 REALLY GOOD STUFF, INC	5110	124838ACN ROYAL BIRTHDAY	7.99
16107	9101	08/20/12	76014 REALLY GOOD STUFF, INC	5110	1585421CN READY TO DECORA	7.99
16107	9101	08/20/12	76014 REALLY GOOD STUFF, INC	5110	ESTIMATED SHIPPING/HANDLI	8.95
16107	9101	08/20/12	76014 REALLY GOOD STUFF, INC	5110	159908ACH, BLUE CLASSROOM	149.97
16107	9101	08/20/12	76014 REALLY GOOD STUFF, INC	5110	158661ACH NO YELL BELL	29.99
16107	9101	08/20/12	76014 REALLY GOOD STUFF, INC	5110	ESTIMATED SHIPPING/HANDLI	23.39
TOTAL CHECK						636.81
16108	9101	08/20/12	80194 SCHOOL SPECIALITY	5110	120793 DESCRIPTION: PENC	6.18
16108	9101	08/20/12	80194 SCHOOL SPECIALITY	5110	120881 DESCRIPTION: PORT	27.36
16108	9101	08/20/12	80194 SCHOOL SPECIALITY	5110	121547 DESCRIPTION: PAPE	.28
16108	9101	08/20/12	80194 SCHOOL SPECIALITY	5110	122168 DESCRIPTION: PENS	3.42
16108	9101	08/20/12	80194 SCHOOL SPECIALITY	5110	121650 WASHABLE FINGER PA	1.60
16108	9101	08/20/12	80194 SCHOOL SPECIALITY	5110	121675 WASHABLE FINGER PA	2.69
16108	9101	08/20/12	80194 SCHOOL SPECIALITY	5110	121649 WASHABLE FINGER PA	1.60
16108	9101	08/20/12	80194 SCHOOL SPECIALITY	5110	121020 CRAYONS REGULAR 8-	86.40
16108	9101	08/20/12	80194 SCHOOL SPECIALITY	5110	121021 CRAYONS, REGULAR 1	100.80
16108	9101	08/20/12	80194 SCHOOL SPECIALITY	5110	121548 JUMBO PAPERCLIPS	14.40
16108	9101	08/20/12	80194 SCHOOL SPECIALITY	5110	120841 THREE RING BINDER	148.50
16108	9101	08/20/12	80194 SCHOOL SPECIALITY	5110	121567 5' SCISSORS	92.88
16108	9101	08/20/12	80194 SCHOOL SPECIALITY	5110	121161 GLUE STICKS	55.68
16108	9101	08/20/12	80194 SCHOOL SPECIALITY	5110	121596 SHEET PROTECTORS	57.24
16108	9101	08/20/12	80194 SCHOOL SPECIALITY	5110	121604 SCHOOL SMART STAPL	4.56
16108	9101	08/20/12	80194 SCHOOL SPECIALITY	5110	121958 DRAWING PAPER/MANI	48.30
16108	9101	08/20/12	80194 SCHOOL SPECIALITY	5110	121972 NEWSPPRING 12X18	26.10
16108	9101	08/20/12	80194 SCHOOL SPECIALITY	5110	9-023833-030 CHART PAD	66.78

SPI
DATE: 08/17/2012
TIME: 14:01:22

MADISON SCHOOL DISTRICT
CHECK REGISTER

PAGE NUMBER: 12
VENCHK11
ACCOUNTING PERIOD: 2/13

FUND - 11 - GENERAL FUND

CHECK NUMBER	CASH ACCT	DATE ISSUED	-----VENDOR-----	ACCT	-----DESCRIPTION-----	AMOUNT
16108	9101	08/20/12	80194 SCHOOL SPECIALITY	5110	9-085325-030 CHART TABLET	19.32
16108	9101	08/20/12	80194 SCHOOL SPECIALITY	5110	120777 GLITTER MULTICOLOR	13.60
16108	9101	08/20/12	80194 SCHOOL SPECIALITY	5110	9-086520-030 PAINT SMOCKS	31.86
16108	9101	08/20/12	80194 SCHOOL SPECIALITY	5110	9-248310-030 10 WATERCOLO	33.84
16108	9101	08/20/12	80194 SCHOOL SPECIALITY	5110	9-071514-030 LEVELED READ	201.54
16108	9101	08/20/12	80194 SCHOOL SPECIALITY	5110	9-071517-030 LEVELED READ	201.54
16108	9101	08/20/12	80194 SCHOOL SPECIALITY	5110	9-071520-030 LEVELED READ	201.54
16108	9101	08/20/12	80194 SCHOOL SPECIALITY	5110	9-071525-030 LEVELED READ	201.54
16108	9101	08/20/12	80194 SCHOOL SPECIALITY	5110	238808 CASH REGISTER	29.74
16108	9101	08/20/12	80194 SCHOOL SPECIALITY	5110	080797 STAMPS SEE N STAMP	57.55
16108	9101	08/20/12	80194 SCHOOL SPECIALITY	5110	205936 CLAY STAMPERS ALPH	29.56
16108	9101	08/20/12	80194 SCHOOL SPECIALITY	5110	203119 CARDS POCKET CHART	63.35
16108	9101	08/20/12	80194 SCHOOL SPECIALITY	5110	089729 POCKET CARDS 3X3 W	4.19
16108	9101	08/20/12	80194 SCHOOL SPECIALITY	5110	089728 POCKET CARDS 2X2 P	4.19
16108	9101	08/20/12	80194 SCHOOL SPECIALITY	5110	1301559 WHITE CARDSTOCK	16.89
16108	9101	08/20/12	80194 SCHOOL SPECIALITY	5110	077431 COLORED CARDSTOCK	19.19
16108	9101	08/20/12	80194 SCHOOL SPECIALITY	5110	023127 TAPE DISPENSER	2.39
16108	9101	08/20/12	80194 SCHOOL SPECIALITY	5110	061146 STAPLER	18.11
16108	9101	08/20/12	80194 SCHOOL SPECIALITY	5110	1370867 TEN FRAME ANSWER	47.98
16108	9101	08/20/12	80194 SCHOOL SPECIALITY	5110	027394 TRYREX EASY GRIP P	119.64
						2,062.33
16109			80181 SCHOOL SPECIALTY		VOID: MULTI STUB CHECK	
16110			80181 SCHOOL SPECIALTY		VOID: MULTI STUB CHECK	
16111	9101	08/20/12	80181 SCHOOL SPECIALTY	5990	121789 DESCRIPTION: ART	39.20
16111	9101	08/20/12	80181 SCHOOL SPECIALTY	5990	121816 DESCRIPTION: ART	33.69
16111	9101	08/20/12	80181 SCHOOL SPECIALTY	5990	121823 DESCRIPTION: CONS	2.12
16111	9101	08/20/12	80181 SCHOOL SPECIALTY	5990	121827 DESCRIPTION: CONS	1.44
16111	9101	08/20/12	80181 SCHOOL SPECIALTY	5990	121850 DESCRIPTION: CONS	1.28
16111	9101	08/20/12	80181 SCHOOL SPECIALTY	5990	121861 DESCRIPTION: CONS	.58
16111	9101	08/20/12	80181 SCHOOL SPECIALTY	5990	121867 DESCRIPTION: CONS	1.06
16111	9101	08/20/12	80181 SCHOOL SPECIALTY	5990	121868 DESCRIPTION: CONS	.63
16111	9101	08/20/12	80181 SCHOOL SPECIALTY	5990	121883 DESCRIPTION: CONS	1.14
16111	9101	08/20/12	80181 SCHOOL SPECIALTY	5990	122155 DESCRIPTION: PENC	5.97
16111	9101	08/20/12	80181 SCHOOL SPECIALTY	5990	122516 DESCRIPTION: TAPE	.59
16111	9101	08/20/12	80181 SCHOOL SPECIALTY	5111	120853 3 RING BINDERS 3 I	31.35
16111	9101	08/20/12	80181 SCHOOL SPECIALTY	5111	120962 LESSON PLAN BOOK	3.19
16111	9101	08/20/12	80181 SCHOOL SPECIALTY	5111	121546 PAGE REINFORCEMENT	.82
16111	9101	08/20/12	80181 SCHOOL SPECIALTY	5111	121602 HEAVY DUTY STAPLER	8.24
16111	9101	08/20/12	80181 SCHOOL SPECIALTY	5111	122003 TAGBOARD 9X12 100/	6.72
16111	9101	08/20/12	80181 SCHOOL SPECIALTY	5111	FILLER PAPER 8-1/2 X 11	5.14
16111	9101	08/20/12	80181 SCHOOL SPECIALTY	5111	122155 PENCILS #2 144/PKG	47.76
16111	9101	08/20/12	80181 SCHOOL SPECIALTY	5111	120850 DESCRIPTION: BIND	4.18
16111	9101	08/20/12	80181 SCHOOL SPECIALTY	5111	120852 DESCRIPTION: BIND	4.18
16111	9101	08/20/12	80181 SCHOOL SPECIALTY	5111	120853 DESCRIPTION: BIND	4.18
16111	9101	08/20/12	80181 SCHOOL SPECIALTY	5111	120860 DESCRIPTION: INDE	2.80
16111	9101	08/20/12	80181 SCHOOL SPECIALTY	5111	120956 DESCRIPTION: CALE	1.74
16111	9101	08/20/12	80181 SCHOOL SPECIALTY	5111	120978 DESCRIPTION: PLAN	2.23
16111	9101	08/20/12	80181 SCHOOL SPECIALTY	5111	121605 DESCRIPTION: STAP	1.94
16111	9101	08/20/12	80181 SCHOOL SPECIALTY	5111	121884 DESCRIPTION: CONS	8.76
16111	9101	08/20/12	80181 SCHOOL SPECIALTY	5110	054174 CONST PPR 9X12 O	7.56
16111	9101	08/20/12	80181 SCHOOL SPECIALTY	5110	402567 TISSUE ANIMAL SK	5.27
16111	9101	08/20/12	80181 SCHOOL SPECIALTY	5110	085907 PIPE CLEANERS 12	12.32
16111	9101	08/20/12	80181 SCHOOL SPECIALTY	5110	085836 FEATHERS MARABOU	2.50

SPI
DATE: 08/17/2012
TIME: 14:01:22

MADISON SCHOOL DISTRICT
CHECK REGISTER

PAGE NUMBER: 13
VENCHK11
ACCOUNTING PERIOD: 2/13

FUND - 11 - GENERAL FUND

CHECK NUMBER	CASH ACCT	DATE ISSUED	-----VENDOR-----	ACCT	-----DESCRIPTION-----	AMOUNT
16111	9101	08/20/12	80181 SCHOOL SPECIALTY	5110	085836 FEATHERS MARABOU F	1.25
16111	9101	08/20/12	80181 SCHOOL SPECIALTY	5110	085888 GLITTER STICK 10CC	63.34
16111	9101	08/20/12	80181 SCHOOL SPECIALTY	5110	459173 FOIL ALUMINUM 38 G	38.38
16111	9101	08/20/12	80181 SCHOOL SPECIALTY	5110	085553 BOARD RAILROAD BOA	27.55
16111	9101	08/20/12	80181 SCHOOL SPECIALTY	5110	054171 CONST PPR 9X12 Y	10.60
16111	9101	08/20/12	80181 SCHOOL SPECIALTY	5110	054051 CONSTRUCTION PAPER	24.00
16111	9101	08/20/12	80181 SCHOOL SPECIALTY	5110	053964 CONSTRUCTION PAPER	10.40
16111	9101	08/20/12	80181 SCHOOL SPECIALTY	5110	054150 CONSTRUCTION PAPER	42.50
16111	9101	08/20/12	80181 SCHOOL SPECIALTY	5110	054069 CONSTRUCTION PAPER	38.00
16111	9101	08/20/12	80181 SCHOOL SPECIALTY	5110	054153 CONSTRUCTION PAPER	44.88
16111	9101	08/20/12	80181 SCHOOL SPECIALTY	5110	054063 CONSTRUCTION PAPER	28.95
16111	9101	08/20/12	80181 SCHOOL SPECIALTY	5110	1006763 CONSTRUCTION PAPE	18.40
16111	9101	08/20/12	80181 SCHOOL SPECIALTY	5110	006672 GLITTER SILBER 16	5.44
16111	9101	08/20/12	80181 SCHOOL SPECIALTY	5110	006684 GLITTER GOLD 16 OZ	2.72
16111	9101	08/20/12	80181 SCHOOL SPECIALTY	5110	006675 GLITTER RED 16 OZ	2.72
16111	9101	08/20/12	80181 SCHOOL SPECIALTY	5110	1353920 GLUE WASHABLE 4 O	33.98
16111	9101	08/20/12	80181 SCHOOL SPECIALTY	5110	054174 CONSTRUCTION PAPER	6.30
16111	9101	08/20/12	80181 SCHOOL SPECIALTY	5110	054162 CONSTRUCTION PAPER	10.80
16111	9101	08/20/12	80181 SCHOOL SPECIALTY	5110	085879 BEADS 3 LB BUCKET	8.49
16111	9101	08/20/12	80181 SCHOOL SPECIALTY	5110	053943 PAPER DRAWING 9 X	158.25
16111	9101	08/20/12	80181 SCHOOL SPECIALTY	5110	054171 CONSTRUCTION PAPER	12.72
16111	9101	08/20/12	80181 SCHOOL SPECIALTY	5110	054051 CONSTRUCTION PAPER	20.00
16111	9101	08/20/12	80181 SCHOOL SPECIALTY	5110	053964 CONSTRUCTION PAPER	20.80
16111	9101	08/20/12	80181 SCHOOL SPECIALTY	5110	054150 CONSTRUCTION PAPER	51.00
16111	9101	08/20/12	80181 SCHOOL SPECIALTY	5110	054069 CONSTRUCTION PAPER	45.60
16111	9101	08/20/12	80181 SCHOOL SPECIALTY	5110	054153 CONSTRUCTION PAPER	56.10
16111	9101	08/20/12	80181 SCHOOL SPECIALTY	5110	054063 CONSTRUCTION PAPER	46.32
16111	9101	08/20/12	80181 SCHOOL SPECIALTY	5110	1006763 CONSTRUCTION PAPE	22.08
16111	9101	08/20/12	80181 SCHOOL SPECIALTY	5110	409159 PAINT TEMPERA ALP	79.20
16111	9101	08/20/12	80181 SCHOOL SPECIALTY	5110	053946 PAPER DRAWING 12 X	313.35
16111	9101	08/20/12	80181 SCHOOL SPECIALTY	5110	084808 PENCIL #2 PACK OF	23.88
16111	9101	08/20/12	80181 SCHOOL SPECIALTY	5110	352730 CLAY MARBLEX 25LB	36.32
16111	9101	08/20/12	80181 SCHOOL SPECIALTY	5110	160-1456 PENCIL CRAYOLA C	12.36
16111	9101	08/20/12	80181 SCHOOL SPECIALTY	5110	053943 PAPER DRAWING 9 X	253.20
16111	9101	08/20/12	80181 SCHOOL SPECIALTY	5110	1354272 TAPE MASKING 1/2"	27.60
16111	9101	08/20/12	80181 SCHOOL SPECIALTY	5910	121547 DESCRIPTION: PAPE	6.72
16111	9101	08/20/12	80181 SCHOOL SPECIALTY	5910	121550 DESCRIPTION: PAPE	20.16
16111	9101	08/20/12	80181 SCHOOL SPECIALTY	5910	121561 DESCRIPTION: PUSH	.42
16111	9101	08/20/12	80181 SCHOOL SPECIALTY	5910	121597 DESCRIPTION: STAM	1.35
16111	9101	08/20/12	80181 SCHOOL SPECIALTY	5910	121599 DESCRIPTION: STAM	1.35
16111	9101	08/20/12	80181 SCHOOL SPECIALTY	5910	121604 DESCRIPTION: STAP	9.12
16111	9101	08/20/12	80181 SCHOOL SPECIALTY	5910	121983 DESCRIPTION: RAIL	18.60
16111	9101	08/20/12	80181 SCHOOL SPECIALTY	5910	122127 DESCRIPTION: STEN	12.72
16111	9101	08/20/12	80181 SCHOOL SPECIALTY	5910	122423 DESCRIPTION: SELF	21.72
16111	9101	08/20/12	80181 SCHOOL SPECIALTY	5910	122516 DESCRIPTION: TAPE	3.54
16111	9101	08/20/12	80181 SCHOOL SPECIALTY	5112	078437 BINDER ROUND W/COL	45.00
16111	9101	08/20/12	80181 SCHOOL SPECIALTY	5112	1370765 BOOK READ AND SUC	20.15
16111	9101	08/20/12	80181 SCHOOL SPECIALTY	5112	1370707 STUDY CARDS MATH	63.31
16111	9101	08/20/12	80181 SCHOOL SPECIALTY	5112	1351611 BOOK TEACHING KID	40.31
16111	9101	08/20/12	80181 SCHOOL SPECIALTY	5110	12097 WHITEBOARD ERASER	1.50
16111	9101	08/20/12	80181 SCHOOL SPECIALTY	5110	121071 STANDARD CRAYONS M	6.24
16111	9101	08/20/12	80181 SCHOOL SPECIALTY	5110	SS ORDER THOMPSON	1.81
16111	9101	08/20/12	80181 SCHOOL SPECIALTY	5110	91326099030	17.26
16111	9101	08/20/12	80181 SCHOOL SPECIALTY	5110	91326097030	17.26
16111	9101	08/20/12	80181 SCHOOL SPECIALTY	5110	91370427030	23.00
16111	9101	08/20/12	80181 SCHOOL SPECIALTY	5110	9027328030	5.60

SPI
DATE: 08/17/2012
TIME: 14:01:22

MADISON SCHOOL DISTRICT
CHECK REGISTER

PAGE NUMBER: 14
VENCHK11
ACCOUNTING PERIOD: 2/13

FUND - 11 - GENERAL FUND

CHECK NUMBER	CASH ACCT	DATE ISSUED	-----VENDOR-----	ACCT	-----DESCRIPTION-----	AMOUNT
16111	9101	08/20/12	80181 SCHOOL SPECIALTY	5110	9027337030	5.60
16111	9101	08/20/12	80181 SCHOOL SPECIALTY	5110	9002824030 UNIBALL PEN BL	7.14
16111	9101	08/20/12	80181 SCHOOL SPECIALTY	5110	9002825030 UNIBALL RED PE	7.14
16111	9101	08/20/12	80181 SCHOOL SPECIALTY	5110	9061149030 747 STAPLER	10.94
16111	9101	08/20/12	80181 SCHOOL SPECIALTY	5110	9061092030 1 BOX STAPLE	1.94
16111	9101	08/20/12	80181 SCHOOL SPECIALTY	5110	9321838030 3 HOLE PUNCH	9.01
16111	9101	08/20/12	80181 SCHOOL SPECIALTY	5110	9040578 BOOK TAPE	20.73
16111	9101	08/20/12	80181 SCHOOL SPECIALTY	5110	033803 MULTI COLOR FILE F	19.45
16111	9101	08/20/12	80181 SCHOOL SPECIALTY	5110	9081940030 DIVIDERS	21.75
16111	9101	08/20/12	80181 SCHOOL SPECIALTY	5110	9322814030 CLASS RECORD B	6.38
16111	9101	08/20/12	80181 SCHOOL SPECIALTY	5110	9085292030 STENO BOOKS	62.10
16111	9101	08/20/12	80181 SCHOOL SPECIALTY	5110	9008220030 COLORED PENCIL	35.76
16111	9101	08/20/12	80181 SCHOOL SPECIALTY	5110	9059424030 MARKERS	21.60
16111	9101	08/20/12	80181 SCHOOL SPECIALTY	5110	1398468 DESKTOP CALENDAR	4.72
16111	9101	08/20/12	80181 SCHOOL SPECIALTY	5110	1333744 MARKER EXPO DRY	8.87
16111	9101	08/20/12	80181 SCHOOL SPECIALTY	5110	040722 TAPE HIGHLAND PE	3.36
16111	9101	08/20/12	80181 SCHOOL SPECIALTY	5110	084442 PAPERCLIPS NON-S	.84
16111	9101	08/20/12	80181 SCHOOL SPECIALTY	5110	085033 ENVELOPE KRAFT N	14.96
16111	9101	08/20/12	80181 SCHOOL SPECIALTY	5110	067504 PORTFOLIO 2PKT W	22.32
16111	9101	08/20/12	80181 SCHOOL SPECIALTY	5110	322814 BOOK.CLASS REC .	6.38
16111	9101	08/20/12	80181 SCHOOL SPECIALTY	5110	1367677 CALENDAR ACADEM	5.09
16111	9101	08/20/12	80181 SCHOOL SPECIALTY	5110	024028 MARKER CRAYOLA C	11.88
16111	9101	08/20/12	80181 SCHOOL SPECIALTY	5110	411488 GUIDE LETTERING	7.66
16111	9101	08/20/12	80181 SCHOOL SPECIALTY	5110	060915 CLIPS E-Z UP STA	2.20
16111	9101	08/20/12	80181 SCHOOL SPECIALTY	5110	038175 PUNCH PAPER LIGH	23.79
16111	9101	08/20/12	80181 SCHOOL SPECIALTY	5110	075258 PENCIL TICONDERO	18.88
16111	9101	08/20/12	80181 SCHOOL SPECIALTY	5110	020754 ERASER CAPS RED	1.36
16111	9101	08/20/12	80181 SCHOOL SPECIALTY	5110	121962 DESCRIPTION: DRAW	40.26
16111	9101	08/20/12	80181 SCHOOL SPECIALTY	5111	120849 3RING BINDER 2" B	27.60
16111	9101	08/20/12	80181 SCHOOL SPECIALTY	5111	120950 DESK PAD CALENDAR	9.44
16111	9101	08/20/12	80181 SCHOOL SPECIALTY	5111	1211611 GLUE STICK VENDO	1.20
16111	9101	08/20/12	80181 SCHOOL SPECIALTY	5111	121483 BINDER CLIPS LG. V	1.01
16111	9101	08/20/12	80181 SCHOOL SPECIALTY	5111	121481 BINDER CLIPS SMALL	.19
16111	9101	08/20/12	80181 SCHOOL SPECIALTY	5111	121517 INDEX CARDS RULED	7.00
16111	9101	08/20/12	80181 SCHOOL SPECIALTY	5111	121550 PAPER CLIPS LG. VE	1.68
16111	9101	08/20/12	80181 SCHOOL SPECIALTY	5111	121586 SELF ADHESIVE FILM	7.51
16111	9101	08/20/12	80181 SCHOOL SPECIALTY	5111	121919 CONSTRUCTION WHITE	1.66
16111	9101	08/20/12	80181 SCHOOL SPECIALTY	5111	122427 STICKY NOTES VENDO	7.55
16111	9101	08/20/12	80181 SCHOOL SPECIALTY	5111	122545 PACKING TAPE VENDO	1.91
16111	9101	08/20/12	80181 SCHOOL SPECIALTY	5111	1398462 TODAY IS REFILL 2	18.52
16111	9101	08/20/12	80181 SCHOOL SPECIALTY	5111	049515 ASSORTED FELT TIP	2.46
16111	9101	08/20/12	80181 SCHOOL SPECIALTY	5111	089054 MECHANICAL PENCILS	6.37
16111	9101	08/20/12	80181 SCHOOL SPECIALTY	5110	DESCRIPTION: BINDER, THR	49.50
16111	9101	08/20/12	80181 SCHOOL SPECIALTY	5110	DESCRIPTION: INDEX DIVID	5.80
16111	9101	08/20/12	80181 SCHOOL SPECIALTY	5110	DESCRIPTION: PORTFOLIO B	22.60
16111	9101	08/20/12	80181 SCHOOL SPECIALTY	5110	DESCRIPTION: CALENDAR, D	5.47
16111	9101	08/20/12	80181 SCHOOL SPECIALTY	5110	DESCRIPTION: REUSABLE AD	2.94
16111	9101	08/20/12	80181 SCHOOL SPECIALTY	5110	DESCRIPTION: STAMP PADS,	.45
16111	9101	08/20/12	80181 SCHOOL SPECIALTY	5110	DESCRIPTION: STAMP PADS,	.45
16111	9101	08/20/12	80181 SCHOOL SPECIALTY	5110	DESCRIPTION: PENCIL SHAR	2.70
16111	9101	08/20/12	80181 SCHOOL SPECIALTY	5110	120866 PORTFOLIO BINDERS	18.08
16111	9101	08/20/12	80181 SCHOOL SPECIALTY	5110	120838 DESCRIPTION: BIND	9.90
16111	9101	08/20/12	80181 SCHOOL SPECIALTY	5110	120952 DESCRIPTION: CALE	5.09
16111	9101	08/20/12	80181 SCHOOL SPECIALTY	5110	121548 DESCRIPTION: PAPE	.80
16111	9101	08/20/12	80181 SCHOOL SPECIALTY	5110	121854 DESCRIPTION: CONS	2.52
16111	9101	08/20/12	80181 SCHOOL SPECIALTY	5110	121953 DESCRIPTION: CONS	3.68

SPI
DATE: 08/17/2012
TIME: 14:01:22

MADISON SCHOOL DISTRICT
CHECK REGISTER

PAGE NUMBER: 15
VENCHK11
ACCOUNTING PERIOD: 2/13

FUND - 11 - GENERAL FUND

CHECK NUMBER	CASH ACCT	DATE ISSUED	-----VENDOR-----	ACCT	-----DESCRIPTION-----	AMOUNT
16111	9101	08/20/12	80181 SCHOOL SPECIALTY	5110	122008 DESCRIPTION: TAGB	20.20
16111	9101	08/20/12	80181 SCHOOL SPECIALTY	5110	357060 SCIENCE ACHIEVEMEN	5.43
16111	9101	08/20/12	80181 SCHOOL SPECIALTY	5110	120793 DESCRIPTION: PENC	12.36
16111	9101	08/20/12	80181 SCHOOL SPECIALTY	5110	120873 DESCRIPTION: PORT	18.60
16111	9101	08/20/12	80181 SCHOOL SPECIALTY	5110	120904 DESCRIPTION: VIEW	29.75
16111	9101	08/20/12	80181 SCHOOL SPECIALTY	5110	121059 DESCRIPTION: CRAY	4.60
16111	9101	08/20/12	80181 SCHOOL SPECIALTY	5110	121464 DESCRIPTION: MARK	18.60
16111	9101	08/20/12	80181 SCHOOL SPECIALTY	5110	121547 DESCRIPTION: PAPE	.42
16111	9101	08/20/12	80181 SCHOOL SPECIALTY	5110	121548 DESCRIPTION: PAPE	1.20
16111	9101	08/20/12	80181 SCHOOL SPECIALTY	5110	122401 DESCRIPTION: PROT	6.21
16111	9101	08/20/12	80181 SCHOOL SPECIALTY	5110	122402 DESCRIPTION: PROT	3.81
16111	9101	08/20/12	80181 SCHOOL SPECIALTY	5110	MATH ACHIEVEMENT CERTIFIC	10.86
16111	9101	08/20/12	80181 SCHOOL SPECIALTY	5110	120958 DESCRIPTION: LESS	1.46
16111	9101	08/20/12	80181 SCHOOL SPECIALTY	5110	120976 DESCRIPTION: CLAS	3.19
16111	9101	08/20/12	80181 SCHOOL SPECIALTY	5110	121021 DESCRIPTION: CRAY	4.20
16111	9101	08/20/12	80181 SCHOOL SPECIALTY	5110	121096 DESCRIPTION: DIGI	2.94
16111	9101	08/20/12	80181 SCHOOL SPECIALTY	5110	121467 DESCRIPTION: MARK	23.76
16111	9101	08/20/12	80181 SCHOOL SPECIALTY	5110	121546 DESCRIPTION: PAGE	.41
16111	9101	08/20/12	80181 SCHOOL SPECIALTY	5110	121591 DESCRIPTION: PENC	2.70
16111	9101	08/20/12	80181 SCHOOL SPECIALTY	5110	121602 DESCRIPTION: STAP	8.24
16111	9101	08/20/12	80181 SCHOOL SPECIALTY	5110	121841 DESCRIPTION: CONS	1.06
16111	9101	08/20/12	80181 SCHOOL SPECIALTY	5110	121861 DESCRIPTION: CONS	.58
16111	9101	08/20/12	80181 SCHOOL SPECIALTY	5110	122004 DESCRIPTION: TAGB	8.38
16111	9101	08/20/12	80181 SCHOOL SPECIALTY	5110	122007 DESCRIPTION: TAGB	10.10
16111	9101	08/20/12	80181 SCHOOL SPECIALTY	5110	122525 DESCRIPTION: TAPE	4.48
16111	9101	08/20/12	80181 SCHOOL SPECIALTY	5110	9-1370314-030 WILSON JONE	20.13
16111	9101	08/20/12	80181 SCHOOL SPECIALTY	5110	9-13700315-030 HEAVY DUTY	20.13
16111	9101	08/20/12	80181 SCHOOL SPECIALTY	5110	9-1368694-030 LEGAL PAD	6.71
16111	9101	08/20/12	80181 SCHOOL SPECIALTY	5110	120823 DESCRIPTION: BATT	1.08
16111	9101	08/20/12	80181 SCHOOL SPECIALTY	5110	120860 DESCRIPTION: INDE	24.00
16111	9101	08/20/12	80181 SCHOOL SPECIALTY	5110	120952 DESCRIPTION: CALE	5.09
16111	9101	08/20/12	80181 SCHOOL SPECIALTY	5110	120976 DESCRIPTION: CLAS	6.38
16111	9101	08/20/12	80181 SCHOOL SPECIALTY	5110	121550 DESCRIPTION: PAPE	5.88
16111	9101	08/20/12	80181 SCHOOL SPECIALTY	5112	120825 GENERAL PURPOSE BQ	1.65
16111	9101	08/20/12	80181 SCHOOL SPECIALTY	5112	120873 PORTFOLIO BINDERS	3.72
16111	9101	08/20/12	80181 SCHOOL SPECIALTY	5112	1327808 POST IT SUPER STI	19.19
16111	9101	08/20/12	80181 SCHOOL SPECIALTY	5110	120647 DESCRIPTION: BORDE	1.28
16111	9101	08/20/12	80181 SCHOOL SPECIALTY	5110	120652 DESCRIPTION: BORDE	1.28
16111	9101	08/20/12	80181 SCHOOL SPECIALTY	5110	120867 DESCRIPTION: PORTF	4.75
16111	9101	08/20/12	80181 SCHOOL SPECIALTY	5110	120905 DESCRIPTION: VIEW	2.38
16111	9101	08/20/12	80181 SCHOOL SPECIALTY	5110	120907 DESCRIPTION: VIEW	2.76
16111	9101	08/20/12	80181 SCHOOL SPECIALTY	5110	121205 DESCRIPTION: MAGNE	2.32
16111	9101	08/20/12	80181 SCHOOL SPECIALTY	5110	121485 DESCRIPTION: BOOK	2.10
16111	9101	08/20/12	80181 SCHOOL SPECIALTY	5110	121602 DESCRIPTION: STAPL	8.24
16111	9101	08/20/12	80181 SCHOOL SPECIALTY	5110	122098 DESCRIPTION: SENTE	1.39
16111	9101	08/20/12	80181 SCHOOL SPECIALTY	5110	122127 DESCRIPTION: STENO	1.06
16111	9101	08/20/12	80181 SCHOOL SPECIALTY	5110	1377894 GREEN CARD STOCK	12.47
16111	9101	08/20/12	80181 SCHOOL SPECIALTY	5110	008547 THIN LINE WASHABLE	25.04
16111	9101	08/20/12	80181 SCHOOL SPECIALTY	5110	008538 BROAD LINE WASHABL	25.04
16111	9101	08/20/12	80181 SCHOOL SPECIALTY	5110	084895 RED FOLDERS	3.72
16111	9101	08/20/12	80181 SCHOOL SPECIALTY	5110	084894 GREEN FOLDERS	3.72
16111	9101	08/20/12	80181 SCHOOL SPECIALTY	5110	084899 DARK BLUE FOLDERS	3.72
16111	9101	08/20/12	80181 SCHOOL SPECIALTY	5110	9-1370186-030 BIRTHDAY CR	12.09
16111	9101	08/20/12	80181 SCHOOL SPECIALTY	5110	9-084280-030 DIGITAL TIME	1.47
16111	9101	08/20/12	80181 SCHOOL SPECIALTY	5110	9-083197-030 BOOKMARKS VA	18.23
16111	9101	08/20/12	80181 SCHOOL SPECIALTY	5110	120857 INDEX DIVIDERS, 8-	5.80

SPI
DATE: 08/17/2012
TIME: 14:01:22

MADISON SCHOOL DISTRICT
CHECK REGISTER

PAGE NUMBER: 16
VENCHK11
ACCOUNTING PERIOD: 2/13

FUND - 11 - GENERAL FUND

CHECK NUMBER	CASH ACCT	DATE ISSUED	-----VENDOR-----	ACCT	-----DESCRIPTION-----	AMOUNT
16111	9101	08/20/12	80181 SCHOOL SPECIALTY	5110	120902 VIEW BINDERS, 3-RI	4.75
16111	9101	08/20/12	80181 SCHOOL SPECIALTY	5110	120952 CALENDAR, DESK PAD	5.09
16111	9101	08/20/12	80181 SCHOOL SPECIALTY	5110	120908 VIEW BINDERS, 3-RI	16.72
16111	9101	08/20/12	80181 SCHOOL SPECIALTY	5110	121161 GLUE STICK, CLEAR,	3.60
16111	9101	08/20/12	80181 SCHOOL SPECIALTY	5110	121596 SHEET PROTECTORS F	3.18
16111	9101	08/20/12	80181 SCHOOL SPECIALTY	5110	121602 STAPLER, HALF STRI	8.24
16111	9101	08/20/12	80181 SCHOOL SPECIALTY	5110	121605 STAPLES, ROUND WIR	1.94
16111	9101	08/20/12	80181 SCHOOL SPECIALTY	5110	121854 CONSTRUCTION PAPER	2.52
16111	9101	08/20/12	80181 SCHOOL SPECIALTY	5110	121961 DRAWING PAPER, SUL	19.36
16111	9101	08/20/12	80181 SCHOOL SPECIALTY	5110	122170 PENS, STICK, FINE,	1.14
16111	9101	08/20/12	80181 SCHOOL SPECIALTY	5110	122423 SELF-STICK REMOVAB	7.24
16111	9101	08/20/12	80181 SCHOOL SPECIALTY	5110	122525 TAPE, INVISIBLE, 1	2.80
16111	9101	08/20/12	80181 SCHOOL SPECIALTY	5110	121567 SCISSORS 5 INCH BL	10.32
16111	9101	08/20/12	80181 SCHOOL SPECIALTY	5110	269468 RACK PUZZLE SINGLE	9.59
16111	9101	08/20/12	80181 SCHOOL SPECIALTY	5110	121548 PAPER CLIPS JUMBO	1.60
16111	9101	08/20/12	80181 SCHOOL SPECIALTY	5110	122535 TAPE, MASKING 1X60	4.36
16111	9101	08/20/12	80181 SCHOOL SPECIALTY	5110	120993 DESCRIPTION: WHIT	2.06
16111	9101	08/20/12	80181 SCHOOL SPECIALTY	5110	121371 DESCRIPTION: MARK	17.10
16111	9101	08/20/12	80181 SCHOOL SPECIALTY	5110	121172 DESCRIPTION: GLUE	63.00
16111	9101	08/20/12	80181 SCHOOL SPECIALTY	5110	121491 DESCRIPTION: CORR	2.88
16111	9101	08/20/12	80181 SCHOOL SPECIALTY	5110	121518 DESCRIPTION: INDE	6.80
16111	9101	08/20/12	80181 SCHOOL SPECIALTY	5110	122159 DESCRIPTION: PENS	5.00
16111	9101	08/20/12	80181 SCHOOL SPECIALTY	5110	122529 DESCRIPTION: TAPE	18.53
16111	9101	08/20/12	80181 SCHOOL SPECIALTY	5110	120793 DESCRIPTION: PENC	20.60
16111	9101	08/20/12	80181 SCHOOL SPECIALTY	5110	120866 DESCRIPTION: PORT	36.16
16111	9101	08/20/12	80181 SCHOOL SPECIALTY	5110	120948 DESCRIPTION: CALE	6.44
16111	9101	08/20/12	80181 SCHOOL SPECIALTY	5110	121097 DESCRIPTION: STOP	4.41
16111	9101	08/20/12	80181 SCHOOL SPECIALTY	5110	121454 DESCRIPTION: MARK	15.45
16111	9101	08/20/12	80181 SCHOOL SPECIALTY	5110	121547 DESCRIPTION: PAPE	.70
16111	9101	08/20/12	80181 SCHOOL SPECIALTY	5110	121581 DESCRIPTION: SHEA	4.60
16111	9101	08/20/12	80181 SCHOOL SPECIALTY	5110	121597 DESCRIPTION: STAM	4.50
16111	9101	08/20/12	80181 SCHOOL SPECIALTY	5110	121600 DESCRIPTION: STAP	10.94
16111	9101	08/20/12	80181 SCHOOL SPECIALTY	5110	121854 DESCRIPTION: CONS	1.26
16111	9101	08/20/12	80181 SCHOOL SPECIALTY	5110	122410 DESCRIPTION: RULE	3.40
16111	9101	08/20/12	80181 SCHOOL SPECIALTY	5110	122423 DESCRIPTION: SELF	3.62
16111	9101	08/20/12	80181 SCHOOL SPECIALTY	5110	120997 DESCRIPTION: ERAS	6.00
16111	9101	08/20/12	80181 SCHOOL SPECIALTY	5110	121823 DESCRIPTION: CONS	21.20
16111	9101	08/20/12	80181 SCHOOL SPECIALTY	5110	122423 DESCRIPTION: SELF	3.62
16111	9101	08/20/12	80181 SCHOOL SPECIALTY	5110	077355 ERASR 2 1/8''X3/	8.48
16111	9101	08/20/12	80181 SCHOOL SPECIALTY	5110	078466 PENCIL SHARPENER	1.35
16111	9101	08/20/12	80181 SCHOOL SPECIALTY	5110	084451 PENCIL GRADING R	16.96
16111	9101	08/20/12	80181 SCHOOL SPECIALTY	5110	086330 PENCIL MECHANICA	10.14
16111	9101	08/20/12	80181 SCHOOL SPECIALTY	5110	1354266 HIGHLIGHTER SCH	19.16
16111	9101	08/20/12	80181 SCHOOL SPECIALTY	5110	1354267 HIGHLIGHTER SCH	19.16
16111	9101	08/20/12	80181 SCHOOL SPECIALTY	5110	1354268 HIGHLIGHTER SCH	19.16
16111	9101	08/20/12	80181 SCHOOL SPECIALTY	5110	1354269 HIGHLIGHTER SCH	19.16
16111	9101	08/20/12	80181 SCHOOL SPECIALTY	5110	081454 GLUESTICK ELMER'	34.96
16111	9101	08/20/12	80181 SCHOOL SPECIALTY	5110	077665 FOLDER POLY W/FS	28.14
16111	9101	08/20/12	80181 SCHOOL SPECIALTY	5110	1392582 BOOK.PLANNER.14	5.12
16111	9101	08/20/12	80181 SCHOOL SPECIALTY	5110	067575 PAPER PRINTER SC	14.38
16111	9101	08/20/12	80181 SCHOOL SPECIALTY	5110	067574 PAPER PRINTER RA	6.37
16111	9101	08/20/12	80181 SCHOOL SPECIALTY	5110	216692 CONST PPR 9X12 R	11.51
16111	9101	08/20/12	80181 SCHOOL SPECIALTY	5110	059424 MARKER MR SKETCH	21.60
16111	9101	08/20/12	80181 SCHOOL SPECIALTY	5110	120793 DESCRIPTION: PENCI	4.12
16111	9101	08/20/12	80181 SCHOOL SPECIALTY	5110	120873 DESCRIPTION: PORTF	11.16
16111	9101	08/20/12	80181 SCHOOL SPECIALTY	5110	121549 DESCRIPTION: PAPER	.16

SPI
DATE: 08/17/2012
TIME: 14:01:22

MADISON SCHOOL DISTRICT
CHECK REGISTER

PAGE NUMBER: 17
VENCHK11
ACCOUNTING PERIOD: 2/13

FUND - 11 - GENERAL FUND

CHECK NUMBER	CASH ACCT	DATE ISSUED	-----VENDOR-----	ACCT	-----DESCRIPTION-----	AMOUNT
16111	9101	08/20/12	80181 SCHOOL SPECIALTY	5110	121550 DESCRIPTION: PAPER	.42
16111	9101	08/20/12	80181 SCHOOL SPECIALTY	5110	121604 DESCRIPTION: STAPL	.38
16111	9101	08/20/12	80181 SCHOOL SPECIALTY	5110	122085 DESCRIPTION: GRAPH	8.34
16111	9101	08/20/12	80181 SCHOOL SPECIALTY	5110	122525 DESCRIPTION: TAPE,	1.68
16111	9101	08/20/12	80181 SCHOOL SPECIALTY	5110	VIEW BINDERS 3 RING MODEL	114.00
16111	9101	08/20/12	80181 SCHOOL SPECIALTY	5110	ERASER MAGNETIC FOR WHITE	13.50
16111	9101	08/20/12	80181 SCHOOL SPECIALTY	5110	CHART PAD 1"RULED 2 HOLE	67.68
16111	9101	08/20/12	80181 SCHOOL SPECIALTY	5110	COMPASS BALL BEARING META	33.72
16111	9101	08/20/12	80181 SCHOOL SPECIALTY	5110	SELF STICK REMOVABLE MODE	10.92
16111	9101	08/20/12	80181 SCHOOL SPECIALTY	5110	SELF STICK REMOVABLE NOTE	21.72
16111	9101	08/20/12	80181 SCHOOL SPECIALTY	5110	SELF STICK REMOVABLE 3X5	15.54
16111	9101	08/20/12	80181 SCHOOL SPECIALTY	5110	084437 PENCIL SHARPENER V	22.99
16111	9101	08/20/12	80181 SCHOOL SPECIALTY	5110	084465 ERASER DRY ERASE -	1.50
16111	9101	08/20/12	80181 SCHOOL SPECIALTY	5110	085907 PIPE CLEANERS 12X1	12.32
16111	9101	08/20/12	80181 SCHOOL SPECIALTY	5110	085036 ENVELOPE KRAFT NO	17.45
16111	9101	08/20/12	80181 SCHOOL SPECIALTY	5110	080864 NAMEPLATE TRADITIO	6.71
16111	9101	08/20/12	80181 SCHOOL SPECIALTY	5110	336743 NOTE PAD BIG FROG	3.16
16111	9101	08/20/12	80181 SCHOOL SPECIALTY	5110	1361840 NAME TAG FROG-TAS	3.58
16111	9101	08/20/12	80181 SCHOOL SPECIALTY	5110	085208 PAPER MEMO NOTEBOO	33.00
16111	9101	08/20/12	80181 SCHOOL SPECIALTY	5110	083943 BOOK.RCD KPG.CHARG	8.44
16111	9101	08/20/12	80181 SCHOOL SPECIALTY	5110	068571 BOOK POCKET PLAIN	14.89
16111	9101	08/20/12	80181 SCHOOL SPECIALTY	5110	1294035 HOOK AND LOOP CLE	9.46
16111	9101	08/20/12	80181 SCHOOL SPECIALTY	5110	120838 BINDER, THREE RING	1.98
16111	9101	08/20/12	80181 SCHOOL SPECIALTY	5110	120997 ERASER, MAGNETIC F	3.00
16111	9101	08/20/12	80181 SCHOOL SPECIALTY	5110	121454 MARKERS, WASHABLE,	3.09
16111	9101	08/20/12	80181 SCHOOL SPECIALTY	5110	121591 PENCIL SHARPENERS,	5.40
16111	9101	08/20/12	80181 SCHOOL SPECIALTY	5110	121600 STAPLER, FULL STRI	10.94
16111	9101	08/20/12	80181 SCHOOL SPECIALTY	5110	122408 RULER 12" CLEAR PL	2.55
16111	9101	08/20/12	80181 SCHOOL SPECIALTY	5110	122417 METERSTICK, WOOD	4.62
16111	9101	08/20/12	80181 SCHOOL SPECIALTY	5110	1398880 FILE FOLDER LET	30.22
16111	9101	08/20/12	80181 SCHOOL SPECIALTY	5110	1380684 CARDS INDEX RUL	34.00
16111	9101	08/20/12	80181 SCHOOL SPECIALTY	5110	077399 MARKER BLACK FIN	14.26
16111	9101	08/20/12	80181 SCHOOL SPECIALTY	5110	084808 PENCIL #2	119.40
16111	9101	08/20/12	80181 SCHOOL SPECIALTY	5110	1311119 PENCIL CAP ERAS	47.90
16111	9101	08/20/12	80181 SCHOOL SPECIALTY	5110	1296239 MARKER DRY ERAS	214.20
16111	9101	08/20/12	80181 SCHOOL SPECIALTY	5110	081454 GLUESTICK ELMER'	52.44
16111	9101	08/20/12	80181 SCHOOL SPECIALTY	5110	1381518 CRAYONS CRAYOLA	124.80
16111	9101	08/20/12	80181 SCHOOL SPECIALTY	5110	245788 PENCIL COLOR 7''	24.96
16111	9101	08/20/12	80181 SCHOOL SPECIALTY	5110	1334154 HOOK MEDIUM COM	210.98
16111	9101	08/20/12	80181 SCHOOL SPECIALTY	5110	1330419 MAGNETIC TAPE R	34.50
16111	9101	08/20/12	80181 SCHOOL SPECIALTY	5110	1311960 TAPE REFILLS FO	32.62
16111	9101	08/20/12	80181 SCHOOL SPECIALTY	5110	040602 TAPE HIGHLAND 1	24.48
16111	9101	08/20/12	80181 SCHOOL SPECIALTY	5110	1354273 TAPE MASKING 3/	37.40
16111	9101	08/20/12	80181 SCHOOL SPECIALTY	5110	061149 STAPLER FULL STR	76.58
16111	9101	08/20/12	80181 SCHOOL SPECIALTY	5110	001572 STAPLES FULL STR	13.70
16111	9101	08/20/12	80181 SCHOOL SPECIALTY	5110	1327795 POST-IT NOTES S	180.85
16111	9101	08/20/12	80181 SCHOOL SPECIALTY	5110	084442 PAPERCLIPS NON-S	2.10
16111	9101	08/20/12	80181 SCHOOL SPECIALTY	5110	008196 MARKER WASH CLAS	9.55
16111	9101	08/20/12	80181 SCHOOL SPECIALTY	5110	1371174 MARKERS CRAYOLA	15.65
16111	9101	08/20/12	80181 SCHOOL SPECIALTY	5110	008544 MARKER CRAYOLA W	15.65
16111	9101	08/20/12	80181 SCHOOL SPECIALTY	5110	085327 PAPER CHART 24X3	16.92
16111	9101	08/20/12	80181 SCHOOL SPECIALTY	5110	085283 PAPER FILLER 8X1	61.00
16111	9101	08/20/12	80181 SCHOOL SPECIALTY	5110	081002 PENCIL AWARD PEN	25.80
16111	9101	08/20/12	80181 SCHOOL SPECIALTY	5110	1356113 STICKERS HAPPY	7.56
16111	9101	08/20/12	80181 SCHOOL SPECIALTY	5110	075210 CLIP BINDER ASSO	12.25
16111	9101	08/20/12	80181 SCHOOL SPECIALTY	5110	084808 #2 PENCILS SCHOOL	17.91

SPI
DATE: 08/17/2012
TIME: 14:01:22

MADISON SCHOOL DISTRICT
CHECK REGISTER

PAGE NUMBER: 18
VENCHK11
ACCOUNTING PERIOD: 2/13

FUND - 11 - GENERAL FUND

CHECK NUMBER	CASH ACCT	DATE ISSUED	-----VENDOR-----	ACCT	-----DESCRIPTION-----	AMOUNT
16111	9101	08/20/12	80181 SCHOOL SPECIALTY	5110	9-087189-030 BIC Z4+ROLLE	43.44
16111	9101	08/20/12	80181 SCHOOL SPECIALTY	5110	1604456 COLORED PENCILS	24.72
16111	9101	08/20/12	80181 SCHOOL SPECIALTY	5110	1398469 DESK PAD CALENDAR	15.27
16111	9101	08/20/12	80181 SCHOOL SPECIALTY	5110	007521 CRAYOLA CRAYONS	12.48
16111	9101	08/20/12	80181 SCHOOL SPECIALTY	5110	024088 ELMER'S GLUE STICK	16.20
16111	9101	08/20/12	80181 SCHOOL SPECIALTY	5110	084870 MAGNETIC RUBBER ST	4.64
16111	9101	08/20/12	80181 SCHOOL SPECIALTY	5110	036981 2" BOOK RINGS	8.40
16111	9101	08/20/12	80181 SCHOOL SPECIALTY	5110	084475 JUMBO PAPER CLIPS	8.00
16111	9101	08/20/12	80181 SCHOOL SPECIALTY	5110	059946 PAPER FASTENERS #2	3.28
16111	9101	08/20/12	80181 SCHOOL SPECIALTY	5110	020874 RUBBER BANDS 1/4	.82
16111	9101	08/20/12	80181 SCHOOL SPECIALTY	5110	061059 FLAT WIRE STAPLES	2.28
16111	9101	08/20/12	80181 SCHOOL SPECIALTY	5110	040809 4" X 6" RULED POST	28.95
16111	9101	08/20/12	80181 SCHOOL SPECIALTY	5110	040722 INVISIBLE TAPE 1/2	33.60
16111	9101	08/20/12	80181 SCHOOL SPECIALTY	5110	9-079073 VELCRO BLACK	8.00
16111	9101	08/20/12	80181 SCHOOL SPECIALTY	5110	9-1329568-030 STAR NOTEPA	3.45
16111	9101	08/20/12	80181 SCHOOL SPECIALTY	5110	9-1329566-030 BOOK NOTEPA	3.45
16111	9101	08/20/12	80181 SCHOOL SPECIALTY	5110	9-1397241 BIC MECHANICAL	14.16
16111	9101	08/20/12	80181 SCHOOL SPECIALTY	5110	086391 VIEW BINDERS, 1 1/	4.76
16111	9101	08/20/12	80181 SCHOOL SPECIALTY	5110	086388 VIEW BINDERS 1" WH	3.80
16111	9101	08/20/12	80181 SCHOOL SPECIALTY	5110	1330817 SELF STACKING TRA	17.62
16111	9101	08/20/12	80181 SCHOOL SPECIALTY	5110	1272201 BIC PEN	4.99
16111	9101	08/20/12	80181 SCHOOL SPECIALTY	5110	36975 LEAF RINGS	2.79
16111	9101	08/20/12	80181 SCHOOL SPECIALTY	5110	87211 HIGHLIGHTERS	11.13
16111	9101	08/20/12	80181 SCHOOL SPECIALTY	5110	389845 DRY ERASE MARKERS	19.09
16111	9101	08/20/12	80181 SCHOOL SPECIALTY	5110	409228 ASSORTED CARDSTOCK	32.62
16111	9101	08/20/12	80181 SCHOOL SPECIALTY	5110	471194 REUSABLE ADHESIVE	2.94
16111	9101	08/20/12	80181 SCHOOL SPECIALTY	5110	84907 STAMP PAD BLUE	2.70
16111	9101	08/20/12	80181 SCHOOL SPECIALTY	5110	84909 STAMP PAD RED	.90
16111	9101	08/20/12	80181 SCHOOL SPECIALTY	5110	61149 STAPLER	21.88
16111	9101	08/20/12	80181 SCHOOL SPECIALTY	5110	75258 PENCILS	18.88
16111	9101	08/20/12	80181 SCHOOL SPECIALTY	5110	81887 COMPASSES	11.24
16111	9101	08/20/12	80181 SCHOOL SPECIALTY	5110	248019 COLORED PENCILS CL	46.74
16111	9101	08/20/12	80181 SCHOOL SPECIALTY	5110	82202 TAB LABELS	7.18
16111	9101	08/20/12	80181 SCHOOL SPECIALTY	5110	80865 NAME PLATE	6.71
16111	9101	08/20/12	80181 SCHOOL SPECIALTY	5110	122059 COMPOSITION NOTEBO	20.88
16111	9101	08/20/12	80181 SCHOOL SPECIALTY	5110	122044 CHART PAD; 24 X 32	50.76
16111	9101	08/20/12	80181 SCHOOL SPECIALTY	5110	121596 SHEET PROTECTORS 8	14.31
16111	9101	08/20/12	80181 SCHOOL SPECIALTY	5110	9-1295561-030 X-ACTO TEAC	45.07
16111	9101	08/20/12	80181 SCHOOL SPECIALTY	5110	9-330082 BLUE CALIFONE ST	34.54
16111	9101	08/20/12	80181 SCHOOL SPECIALTY	5110	9-080847-030 ALPHABET DE	3.83
16111	9101	08/20/12	80181 SCHOOL SPECIALTY	5110	9-1329507-030 ALPHABET DE	3.35
16111	9101	08/20/12	80181 SCHOOL SPECIALTY	5110	9-204033-030 100 UNIFIX C	11.38
16111	9101	08/20/12	80181 SCHOOL SPECIALTY	5110	9-081536-030 WORD FAMILIE	33.59
16111	9101	08/20/12	80181 SCHOOL SPECIALTY	5110	9-077450-030 ALPHABET CEN	33.59
16111	9101	08/20/12	80181 SCHOOL SPECIALTY	5110	085926 POMS ASSORTED GLIT	2.86
16111	9101	08/20/12	80181 SCHOOL SPECIALTY	5110	084871 MAGNETIC TAPE	12.68
16111	9101	08/20/12	80181 SCHOOL SPECIALTY	5110	084442 PAPER CLIPS-JUMBO	2.10
16111	9101	08/20/12	80181 SCHOOL SPECIALTY	5110	439262 BLACK ACRYLIC PAIN	1.78
16111	9101	08/20/12	80181 SCHOOL SPECIALTY	5110	439265 WHITE ACRYLIC PAIN	1.78
16111	9101	08/20/12	80181 SCHOOL SPECIALTY	5110	204773 PAINT BRUSH 1/2 IN	6.36
16111	9101	08/20/12	80181 SCHOOL SPECIALTY	5110	085290 STENO BOOK	2.12
16111	9101	08/20/12	80181 SCHOOL SPECIALTY	5110	9-357181-030 BIRTHDAY STI	4.52
16111	9101	08/20/12	80181 SCHOOL SPECIALTY	5110	9-1329483-030 OWL BULLETI	27.64
16111	9101	08/20/12	80181 SCHOOL SPECIALTY	5110	9-1006317-030 CLOTHESPIN	2.54
16111	9101	08/20/12	80181 SCHOOL SPECIALTY	5110	9-084953-030 COLOR DOTS	2.54
16111	9101	08/20/12	80181 SCHOOL SPECIALTY	5110	121648 RED FINGERPAINT	3.20

SPI
DATE: 08/17/2012
TIME: 14:01:22

MADISON SCHOOL DISTRICT
CHECK REGISTER

PAGE NUMBER: 19
VENCHK11
ACCOUNTING PERIOD: 2/13

FUND - 11 - GENERAL FUND

CHECK NUMBER	CASH ACCT	DATE ISSUED	-----VENDOR-----	ACCT	-----DESCRIPTION-----	AMOUNT
16111	9101	08/20/12	80181 SCHOOL SPECIALTY	5110	121649 BLUE FINGERPAINT	4.80
16111	9101	08/20/12	80181 SCHOOL SPECIALTY	5110	121650 YELLOW FINGERPAINT	4.80
16111	9101	08/20/12	80181 SCHOOL SPECIALTY	5110	121652 ORANGE FINGERPAINT	4.80
16111	9101	08/20/12	80181 SCHOOL SPECIALTY	5110	121654 BROWN FINGERPAINT	3.20
16111	9101	08/20/12	80181 SCHOOL SPECIALTY	5110	121656 WHITE FINGERPAINT	4.80
16111	9101	08/20/12	80181 SCHOOL SPECIALTY	5110	121651 GREEN FINGERPAINT	3.20
16111	9101	08/20/12	80181 SCHOOL SPECIALTY	5110	121655 BLACK FINGERPAINT	3.20
16111	9101	08/20/12	80181 SCHOOL SPECIALTY	5110	121686 TEMPRA PAINT YELLO	2.75
16111	9101	08/20/12	80181 SCHOOL SPECIALTY	5110	121687 TEMPERA PAINT GREE	2.75
16111	9101	08/20/12	80181 SCHOOL SPECIALTY	5110	6-271717-030 BIRD IN HAND	207.71
16111	9101	08/20/12	80181 SCHOOL SPECIALTY	5110	9408116-030 MOBILE DRYING	184.30
16111	9101	08/20/12	80181 SCHOOL SPECIALTY	5110	121041 MULTICULTURAL CRAY	10.35
16111	9101	08/20/12	80181 SCHOOL SPECIALTY	5110	122005 TAGBOARD	30.00
16111	9101	08/20/12	80181 SCHOOL SPECIALTY	5110	122139 ERASERS SMALL PINK	47.22
16111	9101	08/20/12	80181 SCHOOL SPECIALTY	5110	121857 9X12 WHITE CONSTRU	7.80
16111	9101	08/20/12	80181 SCHOOL SPECIALTY	5110	121824 12X18 WHITE CONSTR	12.00
16111	9101	08/20/12	80181 SCHOOL SPECIALTY	5110	122046 CHART PAD 24X32 1	11.28
16111	9101	08/20/12	80181 SCHOOL SPECIALTY	5110	ESTIMATED SHIPPING/HANDLI	59.00
16111	9101	08/20/12	80181 SCHOOL SPECIALTY	5110	9-091452-030 GROUP ATTRIB	12.47
16111	9101	08/20/12	80181 SCHOOL SPECIALTY	5110	9-1328067-030 WILD ANIMAL	16.99
16111	9101	08/20/12	80181 SCHOOL SPECIALTY	5110	9-269468-030 WIRE PUZZLE	9.59
16111	9101	08/20/12	80181 SCHOOL SPECIALTY	5110	9-1396854-030 TIGONDEROGA	17.50
16111	9101	08/20/12	80181 SCHOOL SPECIALTY	5110	9-077665-0302 POCKET POLY	4.69
16111	9101	08/20/12	80181 SCHOOL SPECIALTY	5110	121096 TIMER	4.41
16111	9101	08/20/12	80181 SCHOOL SPECIALTY	5110	121631 PAINT BRUSHES	6.24
16111	9101	08/20/12	80181 SCHOOL SPECIALTY	5110	9-070617-030 REGULAR UPPE	7.64
16111	9101	08/20/12	80181 SCHOOL SPECIALTY	5110	9-070618-030 LOWERCASE LE	7.64
16111	9101	08/20/12	80181 SCHOOL SPECIALTY	5110	121022 CRAYOLA CRAYONS 24	78.00
16111	9101	08/20/12	80181 SCHOOL SPECIALTY	5110	121478 MR SKETCH FINE POI	12.96
16111	9101	08/20/12	80181 SCHOOL SPECIALTY	5110	121581 SHEARS 8" STRAIGHT	8.28
16111	9101	08/20/12	80181 SCHOOL SPECIALTY	5110	121604 STAPLES-FLAT	4.56
16111	9101	08/20/12	80181 SCHOOL SPECIALTY	5110	122525 TAPE-INVISIBLE	20.16
16111	9101	08/20/12	80181 SCHOOL SPECIALTY	5110	9-080873-030 BLACK INK P	22.98
16111	9101	08/20/12	80181 SCHOOL SPECIALTY	5110	9-080871-030 RED INK PAD	22.98
16111	9101	08/20/12	80181 SCHOOL SPECIALTY	5110	9-080872-030 GREEN INK PA	22.98
16111	9101	08/20/12	80181 SCHOOL SPECIALTY	5110	9-080869-030 BLUE STAMP P	22.98
16111	9101	08/20/12	80181 SCHOOL SPECIALTY	5110	9-248962-030	90.48
16111	9101	08/20/12	80181 SCHOOL SPECIALTY	5110	9-042015-030 POSTER TAPE	112.08
16111	9101	08/20/12	80181 SCHOOL SPECIALTY	5110	9-084892-030 YELLOW FOLDE	28.50
16111	9101	08/20/12	80181 SCHOOL SPECIALTY	5110	9-1368093-030 POP FOR SIG	9.59
16111	9101	08/20/12	80181 SCHOOL SPECIALTY	5110	9-087198-030 SIGHTWORD FO	12.47
16111	9101	08/20/12	80181 SCHOOL SPECIALTY	5110	9-1292184-030 SIGHTWORD R	30.12
16111	9101	08/20/12	80181 SCHOOL SPECIALTY	5110	9-1283414-030 SIGHT WORD	74.87
16111	9101	08/20/12	80181 SCHOOL SPECIALTY	5110	9-1352722-030 DR FRY WORD	14.10
16111	9101	08/20/12	80181 SCHOOL SPECIALTY	5110	9-1352724-030 DR FRYS WOR	14.10
16111	9101	08/20/12	80181 SCHOOL SPECIALTY	5110	9-1352725-030 DR FRYS WOR	14.10
16111	9101	08/20/12	80181 SCHOOL SPECIALTY	5110	9-085148-030 PLAY MONEY P	3.83
16111	9101	08/20/12	80181 SCHOOL SPECIALTY	5110	9-085151-030 PLAY MONEY N	3.83
16111	9101	08/20/12	80181 SCHOOL SPECIALTY	5110	9-085152-030 PLAY MONEY D	3.83
16111	9101	08/20/12	80181 SCHOOL SPECIALTY	5110	9-085149-030 PLAY MONEY Q	3.83
16111	9101	08/20/12	80181 SCHOOL SPECIALTY	5110	9-203659-030 DRY ERASE DA	14.39
16111	9101	08/20/12	80181 SCHOOL SPECIALTY	5110	9-1326123-030 STEP UP TO	19.19
16111	9101	08/20/12	80181 SCHOOL SPECIALTY	5110	120793 COLORED PENCILS	12.36
16111	9101	08/20/12	80181 SCHOOL SPECIALTY	5110	120807 CHENILLE STEMS ASS	.81
16111	9101	08/20/12	80181 SCHOOL SPECIALTY	5110	120810 - POMS ASSORTED BR	3.42
16111	9101	08/20/12	80181 SCHOOL SPECIALTY	5110	120867 PORTFOLIO BINDERS	4.75

SPI
DATE: 08/17/2012
TIME: 14:01:22

MADISON SCHOOL DISTRICT
CHECK REGISTER

PAGE NUMBER: 20
VENCHK11
ACCOUNTING PERIOD: 2/13

FUND - 11 - GENERAL FUND

CHECK NUMBER	CASH ACCT	DATE ISSUED	-----VENDOR-----	ACCT	-----DESCRIPTION-----	AMOUNT
16111	9101	08/20/12	80181 SCHOOL SPECIALTY	5110	120868 PORTFOLIO BINDERS	4.75
16111	9101	08/20/12	80181 SCHOOL SPECIALTY	5110	120869 PORTFOLIO BINDERS	4.75
16111	9101	08/20/12	80181 SCHOOL SPECIALTY	5110	121195 HOOK AND LOOP FAST	4.55
16111	9101	08/20/12	80181 SCHOOL SPECIALTY	5110	121205 MAGNETIC STRIPS 1/	2.32
16111	9101	08/20/12	80181 SCHOOL SPECIALTY	5110	121566 RUBBER BANDS - #54	1.64
16111	9101	08/20/12	80181 SCHOOL SPECIALTY	5110	121598 STAMP PAD - RED	.45
16111	9101	08/20/12	80181 SCHOOL SPECIALTY	5110	121599 STAMP PAD BLUE	.90
16111	9101	08/20/12	80181 SCHOOL SPECIALTY	5110	121600 STAPLER FULL STRIP	10.94
16111	9101	08/20/12	80181 SCHOOL SPECIALTY	5110	121636 PAINT BRUSH #8	5.12
16111	9101	08/20/12	80181 SCHOOL SPECIALTY	5110	121672 TEMPRA PAINT WHITE	1.29
16111	9101	08/20/12	80181 SCHOOL SPECIALTY	5110	122003 TAGBOARD WHITE	6.72
16111	9101	08/20/12	80181 SCHOOL SPECIALTY	5110	122139 ERASERS SMALL	7.87
16111	9101	08/20/12	80181 SCHOOL SPECIALTY	5110	9-1372693-030 UNDER THE S	2.87
16111	9101	08/20/12	80181 SCHOOL SPECIALTY	5110	9-076764-030 STUDENT NUMB	7.64
16111	9101	08/20/12	80181 SCHOOL SPECIALTY	5110	1329543 FISH NOTEPAD	3.45
16111	9101	08/20/12	80181 SCHOOL SPECIALTY	5910	038178 SCHOOL SMART FULL	15.90
16111	9101	08/20/12	80181 SCHOOL SPECIALTY	5910	088713 SCHOOL SMART 5X8 I	2.85
16111	9101	08/20/12	80181 SCHOOL SPECIALTY	5910	015741 SCHOOL SMART MANIL	77.04
16111	9101	08/20/12	80181 SCHOOL SPECIALTY	5910	027430 SCHOOL SMART CANAR	5.01
16111	9101	08/20/12	80181 SCHOOL SPECIALTY	5910	SCHOOL SMART JUMBO PAPER	4.00
16111	9101	08/20/12	80181 SCHOOL SPECIALTY	5910	077399 SHARPIE - BLACK FI	7.13
16111	9101	08/20/12	80181 SCHOOL SPECIALTY	5910	085007 SCHOOL SMART 8" SC	1.38
16111	9101	08/20/12	80181 SCHOOL SPECIALTY	5910	040602 HIGHLAND TRANSPARE	8.16
16111	9101	08/20/12	80181 SCHOOL SPECIALTY	5910	1396804 STICKY NOTES	9.48
16111	9101	08/20/12	80181 SCHOOL SPECIALTY	5910	027232 BIC BLUE PENS	5.76
16111	9101	08/20/12	80181 SCHOOL SPECIALTY	5910	061059 TAPLES FULL STRIP	2.28
16111	9101	08/20/12	80181 SCHOOL SPECIALTY	5910	023127 TAPE DISPENSER	7.17
16111	9101	08/20/12	80181 SCHOOL SPECIALTY	5910	085038 KRAFT 6X9 ENVELOPE	11.30
16111	9101	08/20/12	80181 SCHOOL SPECIALTY	5110	121500 CORRECTION TAPE 3M	9.36
16111	9101	08/20/12	80181 SCHOOL SPECIALTY	5110	121682 FLUORESCENT PINK C	11.78
16111	9101	08/20/12	80181 SCHOOL SPECIALTY	5110	121691 BROWN TEMPRA PAINT	2.75
16111	9101	08/20/12	80181 SCHOOL SPECIALTY	5110	121685 ORANGE TEMPRA PAIN	2.75
16111	9101	08/20/12	80181 SCHOOL SPECIALTY	5110	121692 BLACK TEMPRA PAINT	2.75
16111	9101	08/20/12	80181 SCHOOL SPECIALTY	5110	121684 RED TEMPRA PAINT C	2.75
16111	9101	08/20/12	80181 SCHOOL SPECIALTY	5110	121687 GREEN TEMPRA PAINT	2.75
16111	9101	08/20/12	80181 SCHOOL SPECIALTY	5110	121688 LIQUID TEMPRA PAIN	2.75
16111	9101	08/20/12	80181 SCHOOL SPECIALTY	5110	121686 TEMPRA PAINT YELLO	2.75
16111	9101	08/20/12	80181 SCHOOL SPECIALTY	5110	121453 WATERBASE MARKERS	38.20
16111	9101	08/20/12	80181 SCHOOL SPECIALTY	5110	1353702 KIT PUPPETS FARM	50.87
16111	9101	08/20/12	80181 SCHOOL SPECIALTY	5110	409845 ROLLIN PIN FOAM PA	16.29
16111	9101	08/20/12	80181 SCHOOL SPECIALTY	5110	439580 PAINT TEMPERA VERS	11.88
16111	9101	08/20/12	80181 SCHOOL SPECIALTY	5110	121020 CRAYONS, REGULAR 8	6.40
16111	9101	08/20/12	80181 SCHOOL SPECIALTY	5110	122535 MASKING TAPE 1" 3M	5.45
16111	9101	08/20/12	80181 SCHOOL SPECIALTY	5110	121604 FLATWIRE STAPLES S	.38
16111	9101	08/20/12	80181 SCHOOL SPECIALTY	5110	121157 WHITE GLUE 4 OZ EL	14.16
16111	9101	08/20/12	80181 SCHOOL SPECIALTY	5110	121690 LIQUID TEMPURA PAI	2.75
16111	9101	08/20/12	80181 SCHOOL SPECIALTY	5110	121686 LIQUID TEMPURA PAI	2.75
16111	9101	08/20/12	80181 SCHOOL SPECIALTY	5110	121659 YELLOW WASHABLE FI	2.69
16111	9101	08/20/12	80181 SCHOOL SPECIALTY	5110	WASHABLE MARKERS, CONICAL	6.18
16111	9101	08/20/12	80181 SCHOOL SPECIALTY	5110	121553 PAPER FASTENER #2	.41
16111	9101	08/20/12	80181 SCHOOL SPECIALTY	5110	121548 JUMBO PAPERCLIPS S	.40
16111	9101	08/20/12	80181 SCHOOL SPECIALTY	5110	120825 DESCRIPTION: BATT	4.40
16111	9101	08/20/12	80181 SCHOOL SPECIALTY	5110	120999 DESCRIPTION: ELEC	5.14
16111	9101	08/20/12	80181 SCHOOL SPECIALTY	5110	121547 DESCRIPTION: PAPE	2.80
16111	9101	08/20/12	80181 SCHOOL SPECIALTY	5110	121566 DESCRIPTION: RUBB	.82
16111	9101	08/20/12	80181 SCHOOL SPECIALTY	5110	122525 DESCRIPTION: TAPE	11.20

SPI
DATE: 08/17/2012
TIME: 14:01:22

MADISON SCHOOL DISTRICT
CHECK REGISTER

PAGE NUMBER: 21
VENCHK11
ACCOUNTING PERIOD: 2/13

FUND - 11 - GENERAL FUND

CHECK NUMBER	CASH ACCT	DATE ISSUED	-----VENDOR-----	ACCT	-----DESCRIPTION-----	AMOUNT
16111	9101	08/20/12	80181 SCHOOL SPECIALTY	5110	121549, PAPER CLIPS, NON-	.32
16111	9101	08/20/12	80181 SCHOOL SPECIALTY	5110	121550, PAPER CLIPS, NON	.84
16111	9101	08/20/12	80181 SCHOOL SPECIALTY	5110	121596, SHEET PROTECTORS	6.36
16111	9101	08/20/12	80181 SCHOOL SPECIALTY	5110	086366, SCHOOL SMART VINY	40.50
16111	9101	08/20/12	80181 SCHOOL SPECIALTY	5110	086364, SCHOOL SMART BIND	29.75
16111	9101	08/20/12	80181 SCHOOL SPECIALTY	5110	9070368030, CERTIFICATES	10.86
16111	9101	08/20/12	80181 SCHOOL SPECIALTY	5110	120770 DESCRIPTION: GLIT	7.12
16111	9101	08/20/12	80181 SCHOOL SPECIALTY	5110	120782 DESCRIPTION: GLIT	10.88
16111	9101	08/20/12	80181 SCHOOL SPECIALTY	5110	121643 DESCRIPTION: PAIN	6.36
16111	9101	08/20/12	80181 SCHOOL SPECIALTY	5110	121999 DESCRIPTION: RAIL	18.45
16111	9101	08/20/12	80181 SCHOOL SPECIALTY	5110	121996 DESCRIPTION: RAIL	6.69
16111	9101	08/20/12	80181 SCHOOL SPECIALTY	5110	120997 DESCRIPTION: ERASE	1.50
16111	9101	08/20/12	80181 SCHOOL SPECIALTY	5110	121097 DESCRIPTION: STOPW	2.94
16111	9101	08/20/12	80181 SCHOOL SPECIALTY	5110	121162 DESCRIPTION: GLUE	3.24
16111	9101	08/20/12	80181 SCHOOL SPECIALTY	5110	122143 DESCRIPTION: PENCI	18.88
16111	9101	08/20/12	80181 SCHOOL SPECIALTY	5110	120952 DESK PAD CALENDAR,	5.09
16111	9101	08/20/12	80181 SCHOOL SPECIALTY	5110	120997 MAGNETIC ERASER FO	3.00
16111	9101	08/20/12	80181 SCHOOL SPECIALTY	5110	121161 TWIST-UP CLEAR GLU	2.40
16111	9101	08/20/12	80181 SCHOOL SPECIALTY	5110	121471 WATERBASE MARKERS,	12.40
16111	9101	08/20/12	80181 SCHOOL SPECIALTY	5110	121547 PAPER CLIPS	1.40
16111	9101	08/20/12	80181 SCHOOL SPECIALTY	5110	121550 JUMBO NON-SKID PAP	4.20
16111	9101	08/20/12	80181 SCHOOL SPECIALTY	5110	121596 TOPLOADING 8-1/2"X	6.36
16111	9101	08/20/12	80181 SCHOOL SPECIALTY	5110	121602 HEAVY DUTY STAPLER	16.48
16111	9101	08/20/12	80181 SCHOOL SPECIALTY	5110	121604 FLAT WIRE STAPLES	2.28
16111	9101	08/20/12	80181 SCHOOL SPECIALTY	5110	122423 SELF-STICK 3"X3" R	7.24
16111	9101	08/20/12	80181 SCHOOL SPECIALTY	5110	122430 SELF-STICK REMOVAB	7.72
16111	9101	08/20/12	80181 SCHOOL SPECIALTY	5110	120705 DESCRIPTION: MODE	19.90
16111	9101	08/20/12	80181 SCHOOL SPECIALTY	5110	120860 DESCRIPTION: INDE	8.00
16111	9101	08/20/12	80181 SCHOOL SPECIALTY	5110	120906 DESCRIPTION: VIEW	13.80
16111	9101	08/20/12	80181 SCHOOL SPECIALTY	5110	120908 DESCRIPTION: VIEW	18.81
16111	9101	08/20/12	80181 SCHOOL SPECIALTY	5110	121095 DESCRIPTION: DIGI	8.82
16111	9101	08/20/12	80181 SCHOOL SPECIALTY	5110	121451 DESCRIPTION: MARK	10.10
16111	9101	08/20/12	80181 SCHOOL SPECIALTY	5110	121600 DESCRIPTION: STAP	21.88
16111	9101	08/20/12	80181 SCHOOL SPECIALTY	5110	122397 DESCRIPTION: COMP	2.47
16111	9101	08/20/12	80181 SCHOOL SPECIALTY	5110	121600 DESCRIPTION: STAP	21.88
16111	9101	08/20/12	80181 SCHOOL SPECIALTY	5110	122168 DESCRIPTION: PENS	3.42
16111	9101	08/20/12	80181 SCHOOL SPECIALTY	5110	122423 DESCRIPTION: SELF	9.05
16111	9101	08/20/12	80181 SCHOOL SPECIALTY	5110	1363234 STOPWATCH	38.38
16111	9101	08/20/12	80181 SCHOOL SPECIALTY	5110	1272201 PEN BLACK, BALLPO	14.97
16111	9101	08/20/12	80181 SCHOOL SPECIALTY	5110	084887 PORTFOLIO 2PKT BLU	14.25
16111	9101	08/20/12	80181 SCHOOL SPECIALTY	5110	084892 PORTFOLIO 2 PKT YE	14.25
16111	9101	08/20/12	80181 SCHOOL SPECIALTY	5110	087923 WHISTLE METAL 1.75	3.98
16111	9101	08/20/12	80181 SCHOOL SPECIALTY	5110	1333746 MARKER EXPO DRY E	8.87
16111	9101	08/20/12	80181 SCHOOL SPECIALTY	5990	120960 DESCRIPTION: LESS	6.80
16111	9101	08/20/12	80181 SCHOOL SPECIALTY	5990	121548 DESCRIPTION: PAPE	.80
16111	9101	08/20/12	80181 SCHOOL SPECIALTY	5990	121549 DESCRIPTION: PAPE	.32
16111	9101	08/20/12	80181 SCHOOL SPECIALTY	5990	121602 DESCRIPTION: STAP	16.48
16111	9101	08/20/12	80181 SCHOOL SPECIALTY	5990	121604 DESCRIPTION: STAP	.76
TOTAL CHECK						8,871.94
16112	9101	08/20/12	81844 SERVICE LAMP CORP	5980	LAMPS	111.39
16113	9101	08/20/12	85487 STANTON'S SHEET MUSIC	6450	10% DISCOUNT	-16.50
16113	9101	08/20/12	85487 STANTON'S SHEET MUSIC	6450	38535 PROLOGUE ARR.STORY	55.00
16113	9101	08/20/12	85487 STANTON'S SHEET MUSIC	6450	38536 SUDDENLY SEYMOUR	55.00
16113	9101	08/20/12	85487 STANTON'S SHEET MUSIC	6450	38537 DON'T FEE THE PLANT	55.00

SPI
DATE: 08/17/2012
TIME: 14:01:22

MADISON SCHOOL DISTRICT
CHECK REGISTER

PAGE NUMBER: 22
VENCHK11
ACCOUNTING PERIOD: 2/13

FUND - 11 - GENERAL FUND

CHECK NUMBER	CASH ACCT	DATE ISSUED	-----VENDOR-----	ACCT	-----DESCRIPTION-----	AMOUNT
16113	9101	08/20/12	85487 STANTON'S SHEET MUSIC	6450	ESTIMATED SHIPPING/HANDLI	9.21
			TOTAL CHECK			157.71
16114	9101	08/20/12	86100 STEVENSON LUMBER INC	5980	PANEL, DRYWALL ADHESI	183.45
16115	9101	08/20/12	87095 SUPER DUPER PUBLICATIONS	5110	GB-39 PIRATES TALK RECEPT	54.95
16115	9101	08/20/12	87095 SUPER DUPER PUBLICATIONS	5110	FD-87 STORY PREDICTION FU	32.95
16115	9101	08/20/12	87095 SUPER DUPER PUBLICATIONS	5110	FD-82 WHAT IS THE MAIN ID	34.95
16115	9101	08/20/12	87095 SUPER DUPER PUBLICATIONS	5110	HBFD-495 HEARBUILDER SEQU	24.95
			TOTAL CHECK			147.80
16116	9101	08/20/12	89652 THE SPARK PROGRAMS	5210	9-1414749-201 SET OF HS P	299.99
16116	9101	08/20/12	89652 THE SPARK PROGRAMS	5210	ESTIMATED SHIPPING/HANDLI	45.00
			TOTAL CHECK			344.99
16117	9101	08/20/12	89015 THOMPSON PLUMBING & HEATI	4220	ROOFTOP UNIT REPAIR	250.00
16118	9101	08/20/12	89052 THRUN LAW FIRM, P.C.	3170	NEGOTIATIONS CONSULT	1,732.69
16118	9101	08/20/12	89052 THRUN LAW FIRM, P.C.	3170	LEGAL CONSULT	47.00
			TOTAL CHECK			1,779.69
16119	9101	08/20/12	90679 TRICIA BROSAMER	3120	TRAVEL CONFERENCE	162.00
16120	9101	08/20/12	90875 TROXELL COMMUNICATIONS IN	5110	120006 CASSETTE TAPE RECO	32.00
16121	9101	08/20/12	92381 VSC, INC.	5110	122496 DESCRIPTION: USB	22.76
16121	9101	08/20/12	92381 VSC, INC.	5110	ESTIMATED SHIPPING/HANDLI	7.98
16121	9101	08/20/12	92381 VSC, INC.	5110	122498 DESCRIPTION: USB F	24.86
			TOTAL CHECK			55.60
16122	9101	08/20/12	57731 WRIGHT GROUP\ MCGRW HILL	5110	GRADE 5: TEACHER'S LESSON	92.58
16122	9101	08/20/12	57731 WRIGHT GROUP\ MCGRW HILL	5110	GRADE 5: TEACHER'S LESSON	92.58
16122	9101	08/20/12	57731 WRIGHT GROUP\ MCGRW HILL	5110	GRADE 5: ASSESSMENT HANDB	36.30
16122	9101	08/20/12	57731 WRIGHT GROUP\ MCGRW HILL	5110	GRADE 5: STUDENT REFERENC	544.50
16122	9101	08/20/12	57731 WRIGHT GROUP\ MCGRW HILL	5110	ESTIMATED SHIPPING/HANDLI	123.98
16122	9101	08/20/12	57731 WRIGHT GROUP\ MCGRW HILL	5110	R20888SRA DICE, DOT	21.60
16122	9101	08/20/12	57731 WRIGHT GROUP\ MCGRW HILL	5110	007600385X METER STICK, D	41.70
16122	9101	08/20/12	57731 WRIGHT GROUP\ MCGRW HILL	5110	R30759SRA PATTERN BLOCKS	58.32
16122	9101	08/20/12	57731 WRIGHT GROUP\ MCGRW HILL	5110	76045862 GRADE 4-6 GEOMET	322.05
16122	9101	08/20/12	57731 WRIGHT GROUP\ MCGRW HILL	5110	76035611 THE EVERYTHING M	75.18
16122	9101	08/20/12	57731 WRIGHT GROUP\ MCGRW HILL	5110	ESTIMATED SHIPPING/HANDLI	128.50
			TOTAL CHECK			1,537.29
TOTAL FUND						127,326.31
TOTAL REPORT						127,326.31

Superintendent's Report
August 20, 2012

- I. Kris has three items in her report for you to address at this meeting. The first concerns a recommendation for a middle school football coach to replace a young man that was previously hired, but has since found a full time teaching position in Ohio. The second item is a request to approve a co-op golf program for Morenci and Waldron schools. Third is a request that you pass a resolution requiring coaches to take two training classes during their first two years of employment with us. I support her requests.
- II. I am requesting a closed session at the end of this meeting to discuss negotiations with the Madison Education Association. Five sessions have been held this summer with the full bargaining teams and another session was held between the 4 teachers on the MEA team and our administrative team. The meetings have been cordial and professional, but not very productive. We have, in effect, agreed to a calendar for the 2012-13 school year but the MEA bargaining team is not willing to TA the calendar unless we will agree to their health insurance proposal. Thus, I am recommending that you take action at this meeting to implement the calendar through the first day of the second trimester. It is obvious that is now necessary to implement this much of the calendar so our students, parents, and staff know when classes, parent/teacher conferences, exams, etc. will be held. We have another session scheduled on Monday, August 27th. I would really like to reach an agreement before school starts, but I am not hopeful.
- III. Last month I informed you that, barring any late resignations, our staff was set for the coming school year. Well, since that meeting Donna Bytwork has decided to retire and this past week we received a letter from Vangie Griener (an elementary special education teacher) informing us that she was resigning because of family issues. That resignation really caught us by surprise. We do have a candidate to recommend for your consideration at this meeting for the music position. Marcie Zeckner has three years of prior teaching experience in Clark County Kentucky and moved to the Adrian area when her husband accepted a position in the math department at Adrian College. Marcie's prior experience includes orchestra and band, as well as vocal music. Our administrative team has the vision of an orchestra program in Madison's future and we believe Marcie is the person to help us start down the path to fulfill that dream.

One of our fourth grade teachers, Shawn Ellison, has just obtained his special education certification and has requested a transfer to the open special education position. Nate is also considering two other current elementary special education staff members that have expressed an interest

in transferring to the open position. We do intend to move Shawn into a special education position. We are just not certain which one at the time I am writing this report. We are in the process of interviewing for the 4th grade position. If that search is finalized by the time of your meeting we will bring a candidate to you for your consideration. I appreciate the support of the MEA in waiving the 5 day posting requirement that was in the previous Agreement before a position can be offered to an outside candidate.

- IV. The annual report will be presented at this meeting by the principals. I believe you will find their presentations informative.
- V. Simonne has included information in this packet on our District School Improvement Plan that needs your approval at this meeting. The document is rather technical to read and work your way through. My suggestion is that you focus your attention on the "big picture" part of the document, or the goals, and not spend too much time on the objectives.
- VI. The principals, Ryan, and I have spent about 2 ½ days carefully reviewing the teacher evaluation instrument that was developed last year and also working on an administrative evaluation tool. We will have a recommendation for you to consider at your September meeting concerning both of these instruments. We intend to share a draft of the revised teacher evaluation document with the teachers when they return in a couple of weeks and consider any input they might have before we bring the document to you.
- VII. Speaking of Ryan – he has been with us full time since August 1st. In some ways it seems like he has been here for years. He is fitting in very well and has added a great deal to our discussions and decision making process.
- VIII. Jerry Isom is another new hire that is doing a great job. I had high expectations when we hired Jerry, but he has honestly exceeded my expectations. He has a great work ethic and a calm but very effective demeanor when working with others. He is a strong addition to our team. I also continue to appreciate George Davis. He has been here this summer to provide guidance for Jerry whenever he was requested to do so and he plans to be here the first couple of days of school to help us get off to a good start.
- IX. Construction of the MPAC is proceeding. While it might not look like a lot has happened I can assure you that an unbelievable amount of concrete has been put in place for footers. Walls are starting to be poured up to ground level and block work will be starting soon.
- X. This past Wednesday the State Senate passed retirement reform legislation that the House is expected to concur with and the Governor is expected to sign. If that all happens some dramatic changes will occur in the Michigan Public School Employees Retirement System. In the short term the changes are certainly not good news for school employees, but in the long term these

changes might be what allows the retirement system to continue to provide benefits for future school employees. The good news for schools is that the retirement rate will remain at 24.46% instead of increasing to 27.37% on October 1st as it was otherwise scheduled to do.

- XI. It is impossible to know how many students have moved out of the District this summer until we start receiving requests for records from the schools that they have transferred to, but new enrollments have been very steady for us throughout the summer, especially in the elementary. I am fairly confident we will reach the enrollment projections the budget was based on.
- XII. The filing deadline for the November School Board election was Tuesday, August 14th. Two candidates filed for the two seats – Julie, and Natasha Manchester. Natasha has attended a couple of your recent meetings and is a co-worker of Deb Griffith's. If she develops into the type of Board member that Deb was for 20 years she will provide some great leadership for the District.
- XIII. Summers always seem to zip by as we work to prepare for a new school year. A tremendous amount of work has been accomplished since the students left us on June 8th. I deeply appreciate the efforts of the principals, teachers, and our maintenance and custodial staff to ready us for the new year. I also want to compliment the ladies in the Central Office. Budget work, payrolls, ordering and checking in supplies, auditors, etc. make the summer a very busy time of year.

Jim Hartley
Superintendent

Madison School District

2012-2013 Tentative School Calendar

Tues, Wed, & Thurs	Aug 28, 29, 30, 2012	Staff Work Days/Professional Development
Tuesday	September 4, 2012	First Day of School for Students
Friday	October 5, 2012	Early Student Dismissal HS/MS 11:30, Elem 12:15 –Staff PD
Tuesday	October 23, 2012	MS Parent-Teacher Conf. -Normal Dismissal
Wednesday	October 24, 2012	HS/MS Parent -Teacher Conf.- Early Student Dismissal 1:00
Friday	November 9, 2012	Early Student Dismissal HS/MS 11:30, Elem 12:15 –Staff PD
Monday	November 19, 2012	HS/MS Exams – Dismissal 10:40; Elem Records – Stud. Dismissal 12:00
Tuesday	November 20, 2012	HS/MS Exams – Dismissal 10:40; Elem Records – Stud. Dismissal 12:00
Wednesday	November 21, 2012	HS/MS Exams – Dismissal 10:40; Elem Records – Stud. Dismissal 12:00; Staff Dismissal 12:10
Thursday	November 22, 2012	Thanksgiving Vacation – NO SCHOOL (DK-12)
Friday	November 23, 2012	Thanksgiving Vacation – NO SCHOOL (DK-12)
Monday	November 26, 2012	First Day of Second Trimester
Wednesday	December 5, 2012	Elem Parent-Teacher Conf. – Normal Student Dismissal
Thursday	December 6, 2012	Elem Parent-Teacher Conf. – Early Student Dismissal 11:30
Friday	December 21, 2012	Last Day of School Before Christmas Break
Monday	January 7, 2013	School Resumes from Christmas Break
Monday	January 21, 2013	Martin Luther King Day – NO SCHOOL (DK-12); Staff PD
Wednesday	January 23, 2013	MS Parent-Teacher Conf. -Normal Dismissal
Thursday	January 24, 2013	HS/MS Parent-Teacher Conf. – Early Student Dismissal 1:00
Friday	February 8, 2013	Early Student Dismissal HS/MS 11:30, Elem 12:15 –Staff PD
Monday	February 18, 2013	Mid-Winter Break – NO SCHOOL (DK-12)
Wed, Thurs, & Fri	Feb 27, 28, Mar 1, 2013	HS/MS Exams – Student Dismissal 10:40
Friday	March 1, 2013	Elem Records Day – Early Student Dismissal 11:30
Monday	March 4, 2013	First Day of Third Trimester
Wednesday	March 13, 2013	Elem Parent-Teacher Conf. – Normal Student Dismissal
Thursday	March 14, 2013	Elem Parent-Teacher Conf. – Early Student Dismissal 11:30
Friday	March 15, 2013	Early Student Dismissal HS/MS 11:30, Elem 12:15 –Staff PD
Thursday	March 28, 2013	Last Day of School Before Spring Break,-
		Early Student Dismissal HS/MS 12:10, Elem 1:00
Monday	April 8, 2013	School Resumes From Spring Break
Friday	May 17, 2013	Early Student Dismissal HS/MS 11:30, Elem 12:15 –Staff PD
Thursday	May 23, 2013	Honors Night (9-12)
Monday	May 27, 2013	Memorial Day – NO SCHOOL (DK-12)
Sunday	June 2, 2013	Graduation
Mon, Tues, & Wed	June 10, 11, 12, 2013	MS/HS Exams – Student Dismissal 10:40
Tues & Wed	June 11 & 12, 2013	Elem Records – Student Dismissal 11:30
Wednesday	June 12, 2013	Last Day for Students and Staff – Early Dismissal HS/MS 10:40, Elem 11:30, Full Day for Staff


Athletic Board Report for August 2012

1. I am recommending that we hire Gabe Garcia for the Jr. High Football position that Michael Moore vacated after he was hired for a teaching position in Ohio. Gabe is an Adrian High School graduate and attended Adrian College where he also played football. Gabe is currently employed by Holy Cross Children Services where he works as a Treatment Specialist.

2. I am recommending that we approve the request of Morenci to have a co-op in Varsity Boy's Golf for the upcoming spring season. This would also be for the 2014 season. I have enclosed information on each school's enrollment. I really think this is something we have to do since the league voted yes with our co-op program with Lenawee Christian in track several years ago when we were struggling for participation.

3. I hosted a CAP level 1 class at Madison on August 2nd for our coaches and any coach in the state that wanted to attend. The MHSAA offers 6 classes to coaches to further their education in the field of coaching. I have told the coaches that they need to attend at least level 1 and level 2. I pay for the cost of the class; they just need to find the time. Classes are offered all over the state throughout the year. I would like the board's support in my requirement that all paid coaches must complete level 1 and 2 within a two year period with the athletic department paying for the cost of the class. I have one coach that has already completed all 6 levels, Josh Powers.

I had 19 coaches from our staff, including myself; attend the class held at Madison. They all said it was worth their time and very informative. I have included a brief description of what each class is about.



Morenci Area Schools

Superintendent

Michael J. Osborne, Ph.D.
500 Page St.
Morenci, Michigan 49256
(517) 458-7501, ext. 203
Mobile: (517) 673-4519
E-mail:
mosborne@morenci.k12.mi.us

Morenci High School

Kelli Campbell, Principal
788 E. Coomer St.
Morenci, MI 49256
517-458-7502

Morenci Middle School

Kelli Campbell, Principal
304 Page St.
Morenci, MI 49256
517-458-7506

Morenci Elementary School

Mary Fisher, Principal
517 E. Locust St.
Morenci, MI 49256
517-458-7504

Philip Stark
Athletic Director
Morenci HS/ MS
788 Coomer St.
Morenci, MI 49256

June 6, 2012

Dear Athletic Director(s) and School board(s):

I am requesting approval for a high school cooperative agreement between: Morenci High School and neighboring Waldron High School. The agreement will be established for the upcoming 2013 & 2014 spring sports seasons for Boys Varsity Golf. I have contacted the MHSAA and they confirmed that the Co-op is eligible as long as the combined enrollment of the two schools is under 1,000 students (Class B).

Currently, Morenci's total enrollment is at 199, Waldron is listed at 98. With the combination of the two schools we will be under the 300 student enrollment mark. Morenci's golf team this past season consisted of two athletes. With the combination of the two schools our hope is to fill the golf roster and make it more appealing to the student-athletes by creating a more competitive environment.

I have been in contact with the Athletic Director from Waldron and she and I have went through some of the questions and answers that might arise from the co-op. Attached to this document you will find the Q & A that will help you better understand the issues that might arise.

Thank you for your time, and good luck in your upcoming sports programs.

Sincerely,

A handwritten signature in black ink, appearing to read "Philip Stark", written over a horizontal line.

Philip Stark

III. ADVANCE PREPARATION MATERIALS: QUESTIONS FOR SCHOOLS TO CONSIDER Schools should consider the following before initiating the application for cooperative programs.

A. If you have an existing program, will students from another school replace students from your community and deny the sons and daughters of your local taxpayers the opportunity to participate in that activity?

– **No, there will be room for all to play golf**

B. If two or more schools are cooperating to create a program where none has existed,

1. Who will pay for and maintain/laundry uniforms and equipment, facility maintenance?

–**Athletes will buy their own polo shirts along with supplying their own golf clubs.**

2. Who will pay for travel to practices, to contests?

–**Parents of the athletes, Morenci Schools, and Coaches will provide transportation.**

3. Who will select, supervise, and pay coaches?

–**Morenci High School**

4. If applicable, whose cheerleaders will cheer?

–**N/A**

5. Whose training rules, letter award guidelines, etc., will be followed?

–**Individuals will comply with their attending high school handbook and guidelines.**

6. Whose local academic and other regulations will be followed?

–**Each student-athlete will follow the academic regulations from their attending high school.**

7. Can daily class schedules be coordinated?

–**N/A**

8. How will gate receipts be handled?

–**N/A**

9. Where will practices and games be held, and who will pay those expenses?

–**Practices and home meets will take place at DeMor Hills Golf Course, course fees will be handled for each golfer by their own attending school.**

10. Who will host and supervise events?

–**Morenci High School Athletics and Coaches**

11. Is athletic accident insurance coverage provided, and who pays for it? Have liability insurers been notified?

–**Schools will be responsible for the coverage of their own athletes.**

12. Whose school identity, mascot, colors, etc., will be used?

–**Morenci High School**

C. Will an existing sport suffer because of the creation of a cooperative program in another sport that season?

–**No**



Are you looking for a clinic for coaches that includes practical application, interaction, use of professional development and an anytime, anyplace delivery? The MHSAA Coaches Advancement Program (CAP) is a practical, effective and inexpensive way to provide training to new and veteran coaches of all sports. The program can be made as convenient as possible for the coaches in your school, in your district, at the ISD, or in your conference. Each level of CAP includes a minimum of six hours of instruction which may be presented with the flexibility of 2, 3, 4 or 6 hour time periods. This program is unique in that it is interactive and requires open discussion and engagement from all participants. Each of the Coaches Advancement Program levels is distinctive and includes instruction for all coaches. To register for CAP, visit mhsaa.com (Education) or complete the application on the opposite side of this flyer.

CAP 1

1. ***MHSAA: Coaches Make the Difference*** – Recognize the qualities of leadership needed in educational athletics and understand the meaning and application of the rules.
2. ***Effective Instruction: The Coach as Teacher*** – Understand the principles of instruction, planning, and assessment while specifying learning objectives for knowledge, attitudes, skills and fitness capacities.
3. ***Sports Medicine and First Aid*** – Understand the care of common sports injuries and maintain appropriate records in an emergency situation.

CAP 2

1. ***Effective Communication: Characteristics of Coaches who are Great Communicators*** – Build credibility by gaining the trust of your team and make a long time commitment to effective communication.
2. ***Legal Issues of School Sports: A Game Plan to Meet Legal Responsibilities*** – Review duties of visibility and attentiveness while communicating essential principles and warnings.
3. ***Psychology of Coaching*** – Understand motivation and why youth participate in sports while developing methods for setting a motivational practice climate.

CAP 3

1. ***Additional Coaching Responsibilities*** – Recognize the importance of keeping good records, effective communication and fiscal management.
2. ***Effectively Working with Today's High School Parents*** – Recognize and understand the coach's role in working with parents while involving parents within the program.
3. ***The Coach as Performer: Strategies for Performing at Your Best*** – Learn strategies to use in your daily life in order to prevent coaching stress and burnout.

CAP 4

1. ***Understanding Athlete Development*** – Recognize how adolescent athletes learn sport skills, and developmental differences that affect teaching.
2. ***Strength and Conditioning*** – Understand interactive techniques and practices in strength and conditioning.
3. ***Preparing for Success*** – Develop a competition preparation plan while determining optimal readiness.

CAP 5

1. ***Healthy Living: Helping Athletes Make Good Decisions*** – Recognize the health of the athlete as the number one priority.
2. ***Controlling Emotions in Pressure Situations*** – Develop controlled responses and coping strategies for yourself and your athletes.
3. ***Resolving Conflicts in High School Sports: Effective Mediation Tools for Coaches*** – Learn steps to fair conflict resolution while understanding the conflict that may occur in sports.

CAP 6

Current Issues and Topics in Educational Athletics – Recognize the importance of a coaching philosophy and include the tenets of respect, responsibility and sportsmanship within your program.



COACHES ADVANCEMENT PROGRAM

REGISTRATION FORM

Please send registration and payment to MHSAA, 1661 Ramblewood Dr., East Lansing, MI 48823

Fax: 517.332.4071 or email: cap@mhsaa.com

- Registration is \$60 *per level* and includes instruction, binder (CAP 1) and refreshments.
- CAP Beginning Certification is achieved after completing CAP1 and CAP2; additional certification occurs after completion of subsequent levels.
- Registrations may be submitted by fax, email or online.
- Payment must be received prior to attending. Please make checks and money orders payable to MHSAA.
- No refunds will be issued. (Registration fee may be transferred to another program.)

Name: _____ Gender: F M
(Print name exactly as you would want it to appear on certificate)

(Home Street Address)

Email:

(City) (Zip)

Phone: Work () _____ Home () _____ Cell () _____

*Date of Birth: ____/____/____

(School Affiliation)

(Required for Insurance)

Please list below only the course(s) for which you wish to register:

_____ (Level)	_____ (Date)	_____ (Site)
_____ (Level)	_____ (Date)	_____ (Site)
_____ (Level)	_____ (Date)	_____ (Site)
_____ (Level)	_____ (Date)	_____ (Site)
_____ (Level)	_____ (Date)	_____ (Site)

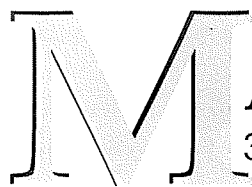
Amount Enclosed: \$ _____

Years of Coaching Experience: _____

Sport(s) you coach:	Level	Sport	Gender
	V JV F MS	_____	B G
	V JV F MS	_____	B G
	V JV F MS	_____	B G

Are you a faculty member of the school district where you coach? Y N

Why are you attending this Coaches Education program? _____



MADISON SCHOOL DISTRICT

3498 Treat Hwy. • Adrian, MI 49221 • (517)263-0741 • Fax (517)265-5635

James L. Hartley

Superintendent

Kristin E. Thomas

High School
Principal

Connie J. Ries

Assistant High
School Principal

Brad G. Anschuetz

Middle School
Principal

Nicholaus P.

Whiteley

Middle School
Assistant
Principal

Nathan T.

Pechaitis

Upper
Elementary
Principal

Linda J. Kaufman

Early
Elementary
Principal

Eric M. Frederick

Elementary
Assistant
Principal

August 20, 2012

Dear Parents and Community Members:

We are pleased to present our Annual Education Report (AER) which provides key information on the 2011-2012 educational progress for the Madison School District and each of our schools. The AER addresses the complex reporting information required by Federal and State laws. Be assured our staff is available to help further explain this information. If you have any questions or concerns please contact the appropriate building principal.

The AER is available for you to review electronically by visiting the following web site www.madisonk12.us or you may review a copy in the principal's office at your child's school.

The report contains the following information:

Student Assessment Data – Michigan Educational Assessment Program (MEAP), Michigan Merit Exam (MME), and Michigan's Alternative Assessment Program (MI-Access or MEAP-Access)

- Presents achievement data for all five tested subjects (mathematics, reading, science, social studies and writing) compared to targets for all students as well as subgroups of students
- Provides achievement data for all five tested subjects (mathematics, reading, science, social studies and writing) for students with significant disabilities (MI-Access or MEAP-Access) compared to targets for all students with disabilities as well as subgroups of students
- Helps readers understand achievement progress within schools and compare these to district and State achievement

Top to Bottom Ranking – Detail Data and Status

Information used to rank schools is based on the development of the Top to Bottom list of schools and their performance. Each school's Top to Bottom ranking will be based on student achievement, student growth over time, school improvement over time and achievement gaps across all five tested subjects (mathematics, reading, science, social studies and writing).

“Students are the reason Madison Schools exist!”

Adequate Yearly Progress (AYP) – Status

AYP Status is based on student participation and proficiency in mathematics and reading. Attendance targets must be met for elementary and middle schools and graduation rate targets must be met for high schools and districts.

Teacher Qualification Data

- Identifies teacher qualifications at district and school levels
- Reports percentage of core academic classes taught by teachers not considered highly qualified to teach such classes

NAEP Data (National Assessment of Educational Progress)

- Provides State results of the national assessment in mathematics and reading every other year in grades 4 and 8
- Cannot be compared with MEAP results for grades 4 and 8 because there are no national standards


The Madison School District made Adequate Yearly Progress (AYP) for 2011-2012 in mathematics and reading. All schools in the district also made AYP and met the attendance and graduation rates.

We are extremely pleased that Madison Middle School also earned recognition by the Michigan Department of Education as a Reward Schools which is determined by the top 5% of the Top to Bottom ranking considering the following criteria:

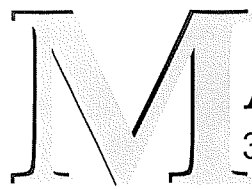
- Student Achievement Proficiency
- Growth in Student Achievement
- Made AYP

We are extremely proud of our students' progress and accomplishments in 2011-12, but we are also fully aware of the need for continued improvement. A strong partnership between a child's home and his/her school is the critical component in achieving the success we all want for our children. We are committed to make 2012-13 the best year yet for our students.

Sincerely,



James L. Hartley
Superintendent



MADISON SCHOOL DISTRICT

3498 Treat Hwy. • Adrian, MI 49221 • (517)263-0741 • Fax (517)265-5635

James L. Hartley
Superintendent

August 17, 2012

Kristin E. Thomas
High School
Principal

Connie J. Ries
Assistant High
School Principal

Brad G. Anschuetz
Middle School
Principal

**Nicholaus P.
Whiteley**
Middle School
Assistant
Principal

**Nathan T.
Pechaitis**
Upper
Elementary
Principal

Linda J. Kaufman
Early
Elementary
Principal

Eric M. Frederick
Elementary
Assistant
Principal

Dear Parents and Community Members:

We are pleased to present you with the Annual Education Report (AER) which provides key information on the 2011-2012 educational progress for Madison High School. The AER addresses the complex reporting information required by federal and state laws. The school's report contains information about student assessment, Adequate Yearly Progress (AYP) and teacher quality. If you have any questions about the AER, please contact Kristin Thomas for assistance at 517-263-0742 ext 154.

The AER is available for you to review electronically by visiting the following web site <http://www.madisonk12.us> or you may review a copy from the high school office or central office at your son or daughter's school.

For 2011-2012, Madison High School made Adequate Yearly Progress (AYP) in both English Language Arts/Reading and Mathematics. While we are pleased to have reached these important goals, we are continuously working to improve. We appreciate the continued support of parents, staff and our community in this effort.

State law requires that we also report additional information.

Process for assigning pupils to the school

Madison Schools accepts School of Choice students in addition to students who live in the district. Non-resident students, wishing to enroll, may pick up an application for School of Choice from the District Central Office. Applications for the 2012-2013 school year are being accepted through Friday, September 7th, 2012. All new students to Madison School District may pick up an enrollment packet in the District Central Office.

All students are placed in the least restrictive environment in the Michigan Merit Core academic curriculum. An individualized plan is put in place to ensure that students with special needs have access to learning opportunities. Accommodations are made so that all students can be successful.

“Students are the reason Madison Schools exist!”

School Improvement

In 2011-2012, the High School Improvement Team identified goals to improve upon in the areas of Curriculum Development & Unit Design, Academic Literacy, Mathematics, and the use of Instructional Technology. The entire High School staff participated in professional development that focused on equipping teachers with increased strategies to incorporate technology as an instructional tool to ensure all students are equipped with the necessary 21st Century Skills. In addition, our high school curriculum includes a 9th grade Academic Literacy course for all incoming freshman. The purpose of this course is to provide all incoming freshman with the opportunity to learn a variety of reading strategies that can be applied in all content areas with the goal of improving each student's overall academic literacy.

The High School applied for and received Innovative Secondary Schools Initiative Grant money to enable our Math Department to collaborate with other county school districts on aligning curriculum to the Common Core Standards.

In addition, all curriculum areas are working on developing common assessments in all courses to enable teachers to accurately measure student growth and performance on Common Core/College Readiness Standards & Benchmarks.

2011-12 Specialized Schools Annual Report

The students of Madison School District receive special education services through the Lenawee Intermediate School District (LISD). In addition to the specialized schools, students receive diagnostic testing, school psychology, school social work, physical and occupational therapy, career technical education, special needs training and speech pathology services.

The Lenawee Intermediate School District provides educational services to students from birth through age 26 who have severe handicaps. Students with severe physical, mental, emotional or sensory impairments may receive their educational program at a classroom operated by the LISD. Three students from Madison High School attended LISD classroom programs during the 2011-12 school year.

The LISD operates the Laura Haviland Program for elementary, middle and high school students with severe emotional and behavioral impairments. one student from Madison High School attended Laura Haviland during the 2011-12 school year.

In cooperation with the Lenawee County Probate Court, the LISD operates the juvenile education program housed at the Maurice Spear Campus.

LISD operates special education classrooms in local districts including classrooms for students with physical or other health impairments and hearing impairments in Madison; and classrooms for students with cognitive impairments in Tecumseh and Adrian. Zero students from Madison High School attended these programs during the 2011-12 school year.

The LISD PREP Academy provides educational programs for teen parents from Lenawee County. During the student's instructional program, childcare support is provided. Eleven students from Madison High School attended the LISD PREP Academy during the 2011-12 school year.

The LISD TECH Center offers career technical education programs for high school juniors and seniors. Fifty-four students from Madison High School attended the LISD TECH Center or participated in the co-op/work experience program during 2011-12. This equals 32.1% of the junior and senior population for this school district.

The most recent follow-up of LISD TECH Center students (a 2011 study of 2010 graduates) showed 75.8% were continuing their education. Of those continuing their education, 73% were continuing in a field related to their LISD TECH Center program. In addition, 80.3% were working (full-time or part-time) with 1.6% reporting they were seeking employment. Of those working full-time, 48.8% were in a field related to their LISD TECH Center program.

Core Curriculum

In 2011-2012 the High School curriculum was based on the Michigan Merit Curriculum and High School Content Expectations (HSCE's), as well as, the College Readiness Benchmarks. These expectations can be accessed at the Michigan Department of Education website:

<http://www.michigan.gov/mde/0,1607,7-140-38924---,00.html>

Local Assessments

In addition to the Michigan Merit Exam, Madison High School students are assessed with the following assessment tools:

PLAN – All ninth and tenth grade students took the ACT/ PLAN test in the fall. The PLAN test results are used to predict student performance on the ACT, as well as, identify student performance in relation to the College Readiness Benchmarks in the areas of Reading, English, Mathematics, and

Science. PLAN scores and data are below. **this was the 2nd year that we administered the PLAN to 9th graders.*

9th Grade

Subject Area Tested	National Average^{*2011-12}	2011-2012 Average	2010-2011 Average
English	16.2	16.0	15.6
Mathematics	17.6	17.0	17.4
Reading	16.7	16.5	16.6
Science	17.8	18.3	17.8
Composite	17.2	17.0	17.0

10th Grade

Subject Area Tested	National Average^{*2011-12}	2011-2012 Average	2010-2011 Average	2009-2010 Average	2008-2009 Average
English	16.2	16.9	16.5	15.7	15.4
Mathematics	17.6	18.4	17.8	16.5	16.6
Reading	16.7	17.7	17.5	16.5	16.1
Science	17.8	19.2	18.3	17.7	17.9
Composite	17.2	18.2	17.6	16.7	16.6

Parent – Teacher Conferences

At the high school, 55% of students were represented by a parent at the Fall Parent-Teacher Conferences and 44% of students were represented by a parent at the Spring Parent-Teacher Conferences.

Dual–Enrollment

Number of Students enrolled in Extended Learning Opportunities and Information about Educational Development Plans (EDP)
Year:2010-2011

Number of Students in Building by grade	# Enrolled in Advanced Placement Classes	# of Students in Dual Enrollment	# of Students who earned credit through Dual-Enrollment	# of Students in CTE/Vocational Classes	Number of Students who have approved/reviewed EDP on file*
11	16	0	0	28	100%
12	21	6	6	26	100%
Total	37	5 (15 classes taken)	6	54 (32.1% of those eligible)	100%

Advanced Placement

Breakdown of Advanced Placement Scores: 2010-2011

**Students scoring a 4 or 5 are awarded college credit. Students scoring a 3 may earn college credit.*

AP Biology

Score	5	4	3	2	1	Average Score 2010-2011
Total Students	0	1	0	2	3	1.83 in 11-12 (1.7 in 10-11 1.889 in 09-10 1.722 in 08-09)

AP Calculus

Score	5	4	3	2	1	Average Score 11-12
Total Students	2	1	3	1	4	2.64 (1.444 in 10-11 2.182 in 09-10 1.611 in 08-09)

AP English Literature & Composition

Score	5	4	3	2	1	Average Score 11-12
Total Students	1	0	2	2	0	3.00 (2.467 in 10-11 2.7 in 09-10 3.4 in 08-09)

AP World History

Score	5	4	3	2	1	Average Score 11-12
Total Students	0	1	3	3	4	2.17 (3.0 in 10-11)

Special Programs

Drama

The Siena Heights University Performing Arts Center was the site for the fall musical entitled, Oklahoma! The cast featured Madison students in grades sixth through twelve and was under the direction of Ms. Erin Pifer. In the spring, the HS Drama Club presented Stand and Deliver under the direction

of Ms. Robynn Wolf. In addition to the musical and the play, high school students have many opportunities to be involved in Performing Arts Club.

Instrumental Music

In addition to performing locally, our High School Band program competes in the state sponsored Michigan School Band and Orchestra Association events throughout the school year. Several of our HS Band students participated and earned recognition at the State Solo & Ensemble Competitions. The HS Band earned a division 1 rating at both the State Marching Band Festival, as well as, the state Concert Band Festival. In addition, our HS Band joined with our HS Choir for a combined Christmas performance in December 2011.

Interact

The Interact club is a high school service club sponsored by the Adrian Morning Rotary. Interact students participate in numerous service activities which included providing food for needy families during the holiday season, cleaning a local homeless shelter, serving food at a local soup kitchen, volunteering to work at Special Olympics, and sponsoring a dance for cognitively impaired students in Lenawee County.

Math Equations

There were two high school teams that took part in the county Math Equations program. Students practiced on a regular basis throughout the year and competed in monthly county tournaments. This was the eighth year for a formal high school team in competition.

National Honor Society

The National Honor Society held its annual induction ceremony on the campus of Siena Heights University. This year, twenty new members were inducted into the National Honor Society and seventeen 9th grade students were recognized for their strong academic performance.

On-Line Learning

Madison High School provided students who were not on track to graduate the opportunity to earn high school credit on-line through E2020 (Educational 2020). Over 25 high school students enrolled in the virtual courses offered through E2020.

Varsity Athletics

Madison High School offers students the opportunity to participate on the following athletic teams: Basketball, Football, Volleyball, Cross Country, Competitive Cheer, Wrestling, Bowling, Softball, Baseball, Golf, and Track & Field.

Visual Arts

Our High School Art students had the opportunity to submit their work in several local art shows. Students received local, regional, and state recognition awards. Several of our students had artwork published in the local newspaper. HS Art Teacher, Mrs. Linda Hooker, was named 2012 Art Teacher of the Year.

Vocal Music

In addition to numerous local performances, our High School Choir performed for ABC Channel 13 television. The High School Choir has been in existence for four years and student enrollment continues to grow. The choir participated in the District-Level Choir Festival where they earned a division 2 rating. Our HS Choir joined the HS Band to present a combined Christmas performance in December 2011.

The mission of Madison Schools is to develop a student's full potential in order to be successful in an ever changing world. To accomplish this we must act in partnership with all of our stakeholders. We strive to develop individual excellence through rigorous academics, innovative technology and personal attention. We are extremely proud of our school, faculty, and student accomplishments.

Sincerely,

Kristin Thomas
Principal
Madison High School

School-Level Combined Reports Data for Lenawee ISD, Madison School District (Lenawee), Madison High School

Student Assessment Data - Michigan Educational Assessment Program (MEAP)

Subject	Grade	Student Group	School Year	% Students Tested	State % Students Proficient	District % Students Proficient	School % Students Proficient	% Advanced (Level 1)	% Proficient (Level 2)	% Partially Proficient (Level 3)	% Not Proficient (Level 4)
---------	-------	---------------	-------------	-------------------	-----------------------------	--------------------------------	------------------------------	----------------------	------------------------	----------------------------------	----------------------------

School-Level Combined Reports Data for Lenawee ISD, Madison School District (Lenawee), Madison High School

Student Assessment Data - Michigan Merit Examination (MME)

Subject	Grade	Student Group	School Year	% Students Tested	State % Students Proficient	District % Students Proficient	School % Students Proficient	% Advanced (Level 1)	% Proficient (Level 2)	% Partially Proficient (Level 3)	% Not Proficient (Level 4)
English Language Arts / Reading	11	All Students	2010-11	100%	52.7%	56.8%	56.8%	9.5%	47.3%	29.7%	13.5%
English Language Arts / Reading	11	All Students	2011-12	100%	55.9%	57.3%	57.3%	12%	45.3%	32%	10.7%
English Language Arts / Reading	11	American Indian or Alaska Native	2011-12	<10	48.7%	<10	<10	<10	<10	<10	<10
English Language Arts / Reading	11	Asian	2010-11	<10	65.5%	<10	<10	<10	<10	<10	<10
English Language Arts / Reading	11	Black or African American	2010-11	<10	23.7%	<10	<10	<10	<10	<10	<10
English Language Arts / Reading	11	Black or African American	2011-12	<10	27.1%	<10	<10	<10	<10	<10	<10
English Language Arts / Reading	11	Hispanic or Latino	2010-11	100%	37.7%	50%	50%	5.6%	44.4%	22.2%	27.8%
English Language Arts / Reading	11	Hispanic or Latino	2011-12	100%	41.6%	31.3%	31.3%	0%	31.3%	56.3%	12.5%
English Language Arts / Reading	11	Two or More Races	2010-11	<10	50.8%	<10	<10	<10	<10	<10	<10
English Language Arts / Reading	11	Two or More Races	2011-12	<10	55.1%	<10	<10	<10	<10	<10	<10
English Language Arts / Reading	11	White	2010-11	100%	59.5%	54.9%	54.9%	5.9%	49%	35.3%	9.8%
English Language Arts / Reading	11	White	2011-12	100%	62.4%	63%	63%	16.7%	46.3%	25.9%	11.1%
English Language Arts / Reading	11	Female	2010-11	100%	55.1%	53.8%	53.8%	13.5%	40.4%	28.8%	17.3%
English Language Arts / Reading	11	Female	2011-12	100%	60.4%	61.1%	61.1%	13.9%	47.2%	33.3%	5.6%

School-Level Combined Reports Data for Lenawee ISD, Madison School District (Lenawee), Madison High School

Student Assessment Data - Michigan Merit Examination (MME)

Subject	Grade	Student Group	School Year	% Students Tested	State % Students Proficient	District % Students Proficient	School % Students Proficient	% Advanced (Level 1)	% Proficient (Level 2)	% Partially Proficient (Level 3)	% Not Proficient (Level 4)
English Language Arts / Reading	11	Male	2010-11	100%	50.3%	63.6%	63.6%	0%	63.6%	31.8%	4.5%
English Language Arts / Reading	11	Male	2011-12	100%	51.4%	53.8%	53.8%	10.3%	43.6%	30.8%	15.4%
English Language Arts / Reading	11	Economically Disadvantaged	2010-11	100%	35.1%	50%	50%	13.2%	36.8%	26.3%	23.7%
English Language Arts / Reading	11	Economically Disadvantaged	2011-12	100%	39.9%	57.9%	57.9%	2.6%	55.3%	39.5%	2.6%
English Language Arts / Reading	11	Students with Disabilities	2010-11	<10	16.9%	<10	<10	<10	<10	<10	<10
English Language Arts / Reading	11	Students with Disabilities	2011-12	<10	19.4%	<10	<10	<10	<10	<10	<10
Mathematics	11	All Students	2010-11	100%	27.3%	21.6%	21.6%	1.4%	20.3%	48.6%	29.7%
Mathematics	11	All Students	2011-12	100%	29.1%	17.3%	17.3%	2.7%	14.7%	50.7%	32%
Mathematics	11	American Indian or Alaska Native	2011-12	<10	13.8%	<10	<10	<10	<10	<10	<10
Mathematics	11	Asian	2010-11	<10	58.3%	<10	<10	<10	<10	<10	<10
Mathematics	11	Black or African American	2010-11	<10	5%	<10	<10	<10	<10	<10	<10
Mathematics	11	Black or African American	2011-12	<10	6.1%	<10	<10	<10	<10	<10	<10
Mathematics	11	Hispanic or Latino	2010-11	100%	14%	16.7%	16.7%	5.6%	11.1%	44.4%	38.9%
Mathematics	11	Hispanic or Latino	2011-12	100%	15.9%	0%	0%	0%	0%	50%	50%
Mathematics	11	Two or More Races	2010-11	<10	22.6%	<10	<10	<10	<10	<10	<10
Mathematics	11	Two or More Races	2011-12	<10	25.4%	<10	<10	<10	<10	<10	<10
Mathematics	11	White	2010-11	100%	31.9%	21.6%	21.6%	0%	21.6%	51%	27.5%
Mathematics	11	White	2011-12	100%	33.6%	24.1%	24.1%	3.7%	20.4%	48.1%	27.8%
Mathematics	11	Female	2010-11	100%	25.4%	19.2%	19.2%	1.9%	17.3%	46.2%	34.6%
Mathematics	11	Female	2011-12	100%	26.9%	13.9%	13.9%	0%	13.9%	61.1%	25%
Mathematics	11	Male	2010-11	100%	29.1%	27.3%	27.3%	0%	27.3%	54.5%	18.2%

School-Level Combined Reports Data for Lenawee ISD, Madison School District (Lenawee), Madison High School

Student Assessment Data - Michigan Merit Examination (MME)

Subject	Grade	Student Group	School Year	% Students Tested	State % Students Proficient	District % Students Proficient	School % Students Proficient	% Advanced (Level 1)	% Proficient (Level 2)	% Partially Proficient (Level 3)	% Not Proficient (Level 4)
Mathematics	11	Male	2011-12	100%	31.2%	20.5%	20.5%	5.1%	15.4%	41%	38.5%
Mathematics	11	Economically Disadvantaged	2010-11	100%	11.6%	18.4%	18.4%	0%	18.4%	44.7%	36.8%
Mathematics	11	Economically Disadvantaged	2011-12	100%	13.4%	7.9%	7.9%	0%	7.9%	57.9%	34.2%
Mathematics	11	Students with Disabilities	2010-11	<10	3.6%	<10	<10	<10	<10	<10	<10
Mathematics	11	Students with Disabilities	2011-12	<10	3.9%	<10	<10	<10	<10	<10	<10

School-Level Combined Reports Data for Lenawee ISD, Madison School District (Lenawee), Madison High School

Student Assessment Data - MI-Access : Functional Independence

Subject	Grade	Student Group	School Year	% Students Tested	State % Students Proficient	District % Students Proficient	School % Students Proficient	% Surpassed (Level 1)	% Attained (Level 2)	% Emerging (Level 3)
Mathematics	11	All Students	2010-11	<10	68.7%	<10	<10	<10	<10	<10
Mathematics	11	All Students	2011-12	<10	68.5%	<10	<10	<10	<10	<10
Mathematics	11	American Indian or Alaska Native	2010-11	<10	91.7%	<10	<10	<10	<10	<10
Mathematics	11	White	2010-11	<10	75.9%	<10	<10	<10	<10	<10
Mathematics	11	White	2011-12	<10	74.2%	<10	<10	<10	<10	<10
Mathematics	11	Female	2010-11	<10	65.1%	<10	<10	<10	<10	<10
Mathematics	11	Female	2011-12	<10	60.2%	<10	<10	<10	<10	<10
Mathematics	11	Male	2010-11	<10	70.8%	<10	<10	<10	<10	<10
Mathematics	11	Male	2011-12	<10	73.6%	<10	<10	<10	<10	<10
Science	11	All Students	2010-11	<10	59.2%	<10	<10	<10	<10	<10
Science	11	All Students	2011-12	<10	61.9%	<10	<10	<10	<10	<10
Science	11	American Indian or Alaska Native	2010-11	<10	62.5%	<10	<10	<10	<10	<10
Science	11	White	2010-11	<10	70.5%	<10	<10	<10	<10	<10
Science	11	White	2011-12	<10	70.7%	<10	<10	<10	<10	<10
Science	11	Female	2010-11	<10	58.1%	<10	<10	<10	<10	<10
Science	11	Female	2011-12	<10	57.3%	<10	<10	<10	<10	<10
Science	11	Male	2010-11	<10	59.8%	<10	<10	<10	<10	<10
Science	11	Male	2011-12	<10	64.8%	<10	<10	<10	<10	<10

School-Level Combined Reports Data for Lenawee ISD, Madison School District (Lenawee), Madison High School

Student Assessment Data - MI-Access : Supported Independence

Subject	Grade	Student Group	School Year	% Students Tested	State % Students Proficient	District % Students Proficient	School % Students Proficient	% Surpassed (Level 1)	% Attained (Level 2)	% Emerging (Level 3)
---------	-------	---------------	-------------	-------------------	-----------------------------	--------------------------------	------------------------------	-----------------------	----------------------	----------------------

School-Level Combined Reports Data for Lenawee ISD, Madison School District (Lenawee), Madison High School

Student Assessment Data - MI-Access : Participation

Subject	Grade	Student Group	School Year	% Students Tested	State % Students Proficient	District % Students Proficient	School % Students Proficient	% Surpassed (Level 1)	% Attained (Level 2)	% Emerging (Level 3)
---------	-------	---------------	-------------	-------------------	-----------------------------	--------------------------------	------------------------------	-----------------------	----------------------	----------------------

School-Level Combined Reports Data for Lenawee ISD, Madison School District (Lenawee), Madison High School

Student Assessment Data - MEAP-Access

Subject	Grade	Student Group	School Year	% Students Tested	State % Students Proficient	District % Students Proficient	School % Students Proficient	% Level 1	% Level 2	% Level 3
---------	-------	---------------	-------------	-------------------	-----------------------------	--------------------------------	------------------------------	-----------	-----------	-----------

School-Level Combined Reports Data for Lenawee ISD, Madison School District (Lenawee), Madison High School

AYP Detail Data

Student Group	Location	Subject	% Tested (Goal 95%)	% Proficient for AYP*
All Students	State	English Language Arts / Reading	98.8%	82.9%
All Students	State	Mathematics	98.5%	57.5%
All Students	District	English Language Arts / Reading	99.9%	85.6%
All Students	District	Mathematics	99.6%	63.1%
All Students	School	English Language Arts / Reading	101.2%	75.6%
All Students	School	Mathematics	101.2%	41%
American Indian or Alaska Native	State	English Language Arts / Reading	97.7%	78.6%
American Indian or Alaska Native	State	Mathematics	97.5%	47.4%
American Indian or Alaska Native	District	English Language Arts / Reading	<30	<30
American Indian or Alaska Native	District	Mathematics	<30	<30
American Indian or Alaska Native	School	English Language Arts / Reading	<30	<30
American Indian or Alaska Native	School	Mathematics	<30	<30
Asian, Native Hawaiian, or Pacific Islander	State	English Language Arts / Reading	100.6%	89.8%
Asian, Native Hawaiian, or Pacific Islander	State	Mathematics	99.3%	80.1%
Asian, Native Hawaiian, or Pacific Islander	District	English Language Arts / Reading	<30	<30
Asian, Native Hawaiian, or Pacific Islander	District	Mathematics	<30	<30
Black or African American	State	English Language Arts / Reading	96.9%	67.4%
Black or African American	State	Mathematics	96.4%	32.2%
Black or African American	District	English Language Arts / Reading	100%	83.3%
Black or African American	District	Mathematics	100%	46.7%
Black or African American	School	English Language Arts / Reading	<30	<30
Black or African American	School	Mathematics	<30	<30
Hispanic or Latino	State	English Language Arts / Reading	99%	75.8%
Hispanic or Latino	State	Mathematics	98.5%	44.6%
Hispanic or Latino	District	English Language Arts / Reading	99.6%	81.3%
Hispanic or Latino	District	Mathematics	99.2%	58.7%
Hispanic or Latino	School	English Language Arts / Reading	<30	<30
Hispanic or Latino	School	Mathematics	<30	<30
Two or More Races	State	English Language Arts / Reading	99.1%	83.6%
Two or More Races	State	Mathematics	99%	54.9%
Two or More Races	District	English Language Arts / Reading	<30	<30
Two or More Races	District	Mathematics	<30	<30
Two or More Races	School	English Language Arts / Reading	<30	<30
Two or More Races	School	Mathematics	<30	<30
White	State	English Language Arts / Reading	99.2%	86.9%
White	State	Mathematics	99%	63.9%
White	District	English Language Arts / Reading	100%	87.9%
White	District	Mathematics	99.8%	65.5%

School-Level Combined Reports Data for Lenawee ISD, Madison School District (Lenawee), Madison High School

AYP Detail Data

Student Group	Location	Subject	% Tested (Goal 95%)	% Proficient for AYP*
White	School	English Language Arts / Reading	101.7%	75%
White	School	Mathematics	101.7%	46.7%
Economically Disadvantaged	State	English Language Arts / Reading	98.3%	74.4%
Economically Disadvantaged	State	Mathematics	97.9%	43.3%
Economically Disadvantaged	District	English Language Arts / Reading	100%	83.5%
Economically Disadvantaged	District	Mathematics	99.6%	58.2%
Economically Disadvantaged	School	English Language Arts / Reading	102.3%	73.2%
Economically Disadvantaged	School	Mathematics	102.3%	29.3%
Students with Disabilities	State	English Language Arts / Reading	97.7%	51.5%
Students with Disabilities	State	Mathematics	97.3%	32%
Students with Disabilities	District	English Language Arts / Reading	99.2%	56.6%
Students with Disabilities	District	Mathematics	99.2%	42.5%
Students with Disabilities	School	English Language Arts / Reading	<30	<30
Students with Disabilities	School	Mathematics	<30	<30

Note: 1037 Recently arrived LEP students took part in the State's ELPA instead of the MEAP/MME/MI-Access.

School-Level Combined Reports Data for Lenawee ISD, Madison School District (Lenawee), Madison High School

AYP Detail Data - Graduation Rate

Student Group	Location	Graduation Rate (High Schools only) (Goal 80%)
All Students	State	79.2%
All Students	District	93.26%
All Students	School	94.32%
American Indian or Alaska Native	State	68.49%
Asian	State	90.49%
Asian	District	<10
Asian	School	<10
Black or African American	State	62.56%
Black or African American	District	<10
Black or African American	School	<10
Hispanic or Latino	State	68.31%
Hispanic or Latino	District	90.91%
Hispanic or Latino	School	>95%
Migrant	State	73.33%
Native Hawaiian or Other Pacific Islander	State	71.79%
Two or More Races	State	73.44%
White	State	84.81%
White	District	93.85%
White	School	93.85%
Female	State	83.17%
Female	District	>95%
Female	School	>95%
Male	State	75.45%
Male	District	90.91%
Male	School	90.91%
Economically Disadvantaged	State	67.16%
Economically Disadvantaged	District	90%
Economically Disadvantaged	School	92.31%
Students with Disabilities	State	64.79%
Students with Disabilities	District	71.43%
Students with Disabilities	School	71.43%

* All data based on students enrolled for a full academic year.

School-Level Combined Reports Data for Lenawee ISD, Madison School District (Lenawee), Madison High School

AYP Detail Data - Attendance Rate

Student Group	Location	Attendance Rate (Goal 90%)
All Students	State	94.8%
All Students	District	95.9%
All Students	School	95.8%
American Indian or Alaska Native	State	94.1%
American Indian or Alaska Native	District	93.7%
American Indian or Alaska Native	School	97.7%
Asian, Native Hawaiian, or Pacific Islander	State	96.4%
Asian, Native Hawaiian, or Pacific Islander	District	97.5%
Black or African American	State	91%
Black or African American	District	96.2%
Black or African American	School	97.9%
Hispanic or Latino	State	94.3%
Hispanic or Latino	District	95.8%
Hispanic or Latino	School	96.6%
Two or More Races	State	95%
Two or More Races	District	97.1%
Two or More Races	School	98%
White	State	95.8%
White	District	95.8%
White	School	95.2%
Economically Disadvantaged	State	94.8%
Economically Disadvantaged	District	95.9%
Economically Disadvantaged	School	95.8%
Students with Disabilities	State	93.2%
Students with Disabilities	District	94.6%
Students with Disabilities	School	93.5%

* All data based on students enrolled for a full academic year.

School-Level Combined Reports Data for Lenawee ISD, Madison School District (Lenawee), Madison High School

Michigan Annual AYP Objectives for Reading/ELA

School Year	Grade 3	Grade 4	Grade 5	Grade 6	Grade 7	Grade 8	Grade 11
2001-02		38%			31%		42%
2002-03		38%			31%		42%
2003-04		38%			31%		42%
2004-05		48%			43%		52%
2005-06	50%	48%	46%	45%	43%	41%	52%
2006-07	50%	48%	46%	45%	43%	41%	52%
2007-08	60%	59%	57%	56%	54%	53%	61%
2008-09	60%	59%	57%	56%	54%	53%	61%
2009-10	70%	69%	68%	67%	66%	65%	71%
2010-11	78%	77%	76%	75%	74%	73%	79%
2011-12	86%	85%	84%	83%	82%	82%	86%
2012-13	93%	92%	92%	91%	91%	91%	93%
2013-14	100%	100%	100%	100%	100%	100%	100%

School-Level Combined Reports Data for Lenawee ISD, Madison School District (Lenawee), Madison High School

Michigan Annual AYP Objectives for Mathematics

School Year	Grade 3	Grade 4	Grade 5	Grade 6	Grade 7	Grade 8	Grade 11
2001-02		47%				31%	33%
2002-03		47%				31%	33%
2003-04		47%				31%	33%
2004-05		56%				43%	44%
2005-06	59%	56%	53%	50%	46%	43%	44%
2006-07	59%	56%	53%	50%	46%	43%	44%
2007-08	67%	65%	62%	60%	57%	54%	55%
2008-09	67%	65%	62%	60%	57%	54%	55%
2009-10	67%	65%	62%	60%	57%	54%	55%
2010-11	75%	74%	71%	70%	67%	66%	67%
2011-12	83%	82%	81%	80%	78%	77%	78%
2012-13	91%	91%	90%	90%	89%	89%	89%
2013-14	100%	100%	100%	100%	100%	100%	100%

School-Level Combined Reports Data for Lenawee ISD, Madison School District (Lenawee), Madison High School

School AYP Status

Title 1 Status	AYP ELA/Reading Status	AYP Mathematics Status	AYP Overall Status	Education Yes Report Card Grade	School Status Indicator
No	Met	Met	Met	C	

School-Level Combined Reports Data for Lenawee ISD, Madison School District (Lenawee), Madison High School

Teacher Quality Data

	Other	B.A.	M.A.	Ph.D
Professional Qualifications of All Public Elementary and Secondary School Teachers in the School	0	10	20	0

Professional Qualifications are defined by the State and may include information such as the degrees of public school teachers (e.g., percentage of teachers with Bachelors Degrees or Masters Degrees) or the percentage of fully certified teachers

School-Level Combined Reports Data for Lenawee ISD, Madison School District (Lenawee), Madison High School

Teacher Quality Data

	Certification Percent
Percentage of Public Elementary and Secondary School Teachers in the School with Emergency Certification	0%

School-Level Combined Reports Data for Lenawee ISD, Madison School District (Lenawee), Madison High School

Teacher Quality Data

	School Aggregate
Percentage of Core Academic Subject Elementary and Secondary School Classes not Taught by Highly Qualified Teachers	0%

School-Level Combined Reports Data for Lenawee ISD, Madison School District (Lenawee), Madison High School

NAEP 2011 Grade 4 Mathematics Results

	Percent of Students	Percent below Basic	Percent Basic	Percent Proficient	Percent Advanced
All Students	100	22	43	30	5
Male	50	21	42	31	6
Female	50	22	45	29	4
National Lunch Program Eligibility	43	35	47	17	1
Eligible	56	11	41	41	8
Not Eligible					
Info not available					
Race Ethnicity					
White	71	14	45	36	5
Black	16	53	39	8	0
Hispanic	6	31	48	19	2
Asian	3	7	22	45	26
American Indian		‡	‡	‡	‡
Native		‡	‡	‡	‡
Hawaiian/Pacific Islander	2	23	50	21	6
Two or More Races					
Student classified as having a disability	13	50	37	13	1
SD	87	18	44	32	5
Not SD					
Student is an English Language Learner	4	47	41	11	1
ELL	96	21	44	31	5
Not ELL					

‡ Reporting Standards not met.

Note: Observed differences are not necessarily statistically significant. Detail may not sum to total because of rounding.

SOURCE: U.S. Department of Education. Institute for Education Sciences. National Center for Education Statistics. National Assessment Program (NAEP) 2011 Mathematics Achievement.

School-Level Combined Reports Data for Lenawee ISD, Madison School District (Lenawee), Madison High School

NAEP 2011 Grade 8 Mathematics Results

	Percent of Students	Percent below Basic	Percent Basic	Percent Proficient	Percent Advanced
All Students	100	29	40	25	6
Male	51	28	39	26	7
Female	49	30	41	24	5
National Lunch Program Eligibility					
Eligible	42	45	39	15	2
Not Eligible	58	18	41	32	9
Info not available					
Race Ethnicity					
White	74	22	43	29	6
Black	16	66	26	7	0
Hispanic	4	26	41	18	5
Asian	3	13	25	31	32
American Indian	1	†	†	†	†
Native	†	†	†	†	†
Hawaiian/Pacific	2	†	†	†	†
Islander					
Two or More Races					
Student classified as having a disability					
SD	12	70	23	5	1
Not SD	88	25	41	27	6
Student is an English Language Learner					
ELL	2	57	27	7	10
Not ELL	98	29	40	25	6

† Reporting Standards not met.

NOTE: Detail may not sum to totals because of rounding. Some apparent differences between estimates may not be statistically significant.

SOURCE: U.S. Department of Education. Institute for Education Sciences. National Center for Education Statistics. National Assessment Program (NAEP) 2011 Mathematics Achievement.

School-Level Combined Reports Data for Lenawee ISD, Madison School District (Lenawee), Madison High School

NAEP 2011 Grade 4 Reading Results

	Percent of Students	Percent below Basic	Percent Basic	Percent Proficient	Percent Advanced
All Students	100	34	34	25	6
Male	50	38	33	24	6
Female	50	31	36	26	7
National Lunch Program Eligibility	45		32	15	2
Eligible	55	51	36	33	10
Not Eligible		21			
Info not available					
Race Ethnicity					
White	70	26	37	30	7
Black	17	67	24	7	1
Hispanic	6	51	29	17	3
Asian	3	19	33	33	15
American Indian	0	‡	‡	‡	‡
Native	‡	‡	‡	‡	‡
Hawaiian/Pacific Islander	2	36	31	19	14
Two or More Races					
Student classified as having a disability	13	73	17	8	2
SD	87	30	36	27	7
Not SD					
Student is an English Language Learner	3	67	26	7	0
ELL	97	33	35	25	7
Not ELL					

Rounds to zero

‡ Reporting Standards not met.

NOTE: Detail may not sum to totals because of rounding. Some apparent differences between estimates may not be statistically significant.

SOURCE: U.S. Department of Education, Institute of Education Sciences, National Center for Education Statistics, National Assessment of Educational Progress (NAEP), 2011 Reading Assessment.

School-Level Combined Reports Data for Lenawee ISD, Madison School District (Lenawee), Madison High School

NAEP 2011 Grade 8 Reading Results

	Percent of Students	Percent below Basic	Percent Basic	Percent Proficient	Percent Advanced
All Students	100	23	45	29	3
Male	50	28	47	24	2
Female	50	18	43	35	4
National Lunch Program Eligibility	42	35	46	18	0
Eligible	58	14	44	37	4
Not Eligible					
Info not available					
Race Ethnicity					
White	74	18	46	33	3
Black	16	46	43	10	0
Hispanic	4	25	50	25	1
Asian	3	19	27	39	14
American Indian	1	‡	‡	‡	‡
Native	‡	‡	‡	‡	‡
Hawaiian/Pacific	1	‡	‡	‡	‡
Islander					
Two or More Races					
Student classified as having a disability	12	67	27	6	0
SD	88	19	46	31	3
Not SD					
Student is an English Language Learner	2	52	40	8	0
ELL	98	22	45	30	3
Not ELL					

Rounds to zero

‡ Reporting Standards not met.

NOTE: Detail may not sum to totals because of rounding. Some apparent differences between estimates may not be statistically significant.

SOURCE: U.S. Department of Education, Institute of Education Sciences, National Center for Education Statistics, National Assessment of Educational Progress (NAEP), 2011 Reading Assessment.

School-Level Combined Reports Data for Lenawee ISD, Madison School District (Lenawee), Madison High School

Grade	Subject	Participation Rate for Students with Disabilities	Standard Error	Participation Rate for Limited English Proficient Students	Standard Error
4	Math	85	2.0	73	3.3
		75	3.1	93	2.4
8	Math	73	2.5	83	4.7
		63	3.3	79	4.5

MADISON SCHOOL DISTRICT

3498 Treat Hwy. • Adrian, MI 49221 • (517)263-0741 • Fax (517)265-5635

**James L.
Hartley**
Superintendent

August 17, 2012

Dear Parents and Community Members:

**Kristin E.
Thomas**
High School
Principal

Connie J. Ries
Assistant High
School Principal

We are pleased to present you with the Annual Education Report (AER) which provides key information on the 2011-2012 educational progress for Madison Middle School. The AER addresses the complex reporting information required by Federal and State laws. The school's report contains information about student assessment, Adequate Yearly Progress (AYP) and teacher quality. If you have any questions about the AER, please contact Brad Anschuetz for assistance at 263-0741 x 128.

**Brad G.
Anschuetz**
Middle School
Principal

The AER is available for you to review electronically by visiting the following web site www.madisonk12.us or you may review a copy from the middle school office at your child's school.

**Nicholaus P.
Whiteley**
Middle School
Assistant
Principal

For 2011-2012, Madison Middle School made Adequate Yearly Progress (AYP) in the tested subjects (mathematics, reading) and was recognized by the Michigan Department of Education as a Rewards School. Our school is in the top 5% of all Michigan schools on combined measures of student achievement and student growth over time in the tested subjects. While we are pleased to have reached this important goal, we are continuously working to improve. We appreciate the continued support of parents, staff and our community in this effort.

**Nathan T.
Pechaitis**
Upper
Elementary
Principal

State law requires that we also report additional information.

**Linda J.
Kaufman**
Early
Elementary
Principal

Process for assigning pupils to the school:

**Eric M.
Frederick**
Elementary
Assistant
Principal

Madison Schools accepts School of Choice students in addition to students who live in the district. Non-resident students, wishing to enroll, may pick up an application for School of Choice from the District Central Office. Applications for the 2012 – 2013 school year are being accepted through Friday, September 7, 2012. Students new to the Madison School District may pick up an enrollment packet from the District Central Office. All students are placed in the least restrictive environment in the core academic curriculum. An individualized plan is put in place to ensure that students with special needs have access to learning opportunities. Several instructional assistants work with students in their classrooms. Accommodations are made so that all students can be successful.

School Improvement Plan

In 2011 – 2012, Madison Middle School's School Improvement Team identified goals to improve upon in the areas of reading comprehension, writing proficiency, and mathematical aptitude. Embedded within these goals are strategies that include the implementation of a positive behavior support system and an increase in parental involvement. For the upcoming school year, we have revised our current goals and included the area of science processes in addition to reading, writing and mathematics.

Local DATA - NWEA Assessment data indicates steady growth throughout the MS. Spring NWEA data shows that 83.2% of our students in grades 6th through 8th are reading proficiently. This is significant when you consider most schools average between 65% - 72% of their students reading proficiently. These NWEA scores also indicate that 67.1% and 76.7% of our students are proficient in mathematics and science respectively.

For the Parent - Teacher Conferences in November, 71% of the 356 students at Madison Middle School had a parent participate. This number decreased to 61% of the February conferences.

Finally, the number of discipline referrals decreased by more than 5%. These gains were achieved through ongoing professional development, building wide school initiatives, and intervention strategies.

Specialized Schools

The students of Madison Middle School receive special education services through the Lenawee Intermediate School District (LISD). In addition to the specialized schools, students receive diagnostic testing, school psychology, school social work, physical and occupational therapy, career technical education, special needs training and speech pathology services.

The Lenawee Intermediate School District provides educational services to students from birth through age 26 who have severe handicaps. Students with severe physical, mental, emotional or sensory impairments may receive their educational program at a classroom operated by the LISD. One student from Madison Middle School attended LISD classroom programs during the 2011-12 school year.

The LISD operates the Laura Haviland Program for elementary, middle and high school students with severe emotional and behavioral impairments.

One student from Madison Middle School attended Laura Haviland during the 2011-12 school year.

In cooperation with the Lenawee County Probate Court, the LISD operates the juvenile education program housed at the Maurice Spear Campus.

LISD operates special education classrooms in local districts including classrooms for students with physical or other health impairments and hearing impairments in Madison; and classrooms for students with cognitive impairments in Tecumseh and Adrian. Two students from Madison Middle School attended these programs during the 2011-12 school year.

The LISD PREP Academy provides educational programs for teen parents from Lenawee County. During the student's instructional program, childcare support is provided. Zero students from Madison Middle School attended the LISD PREP Academy during the 2011-12 school year.

The most recent follow-up of LISD TECH Center students (a 2011 study of 2010 graduates) showed 75.8% were continuing their education. Of those continuing their education, 73% were continuing in a field related to their LISD TECH Center program. In addition, 80.3% were working (full-time or part-time) with 1.6% reporting they were seeking employment. Of those working full-time, 48.8% were in a field related to their LISD TECH Center program.

Core Curriculum

In 2011 – 2012 the Madison Middle School curriculum was based on the Michigan Grade Level Content Expectations. These expectations can be accessed at the Michigan Department of Education website:

http://www.michigan.gov/mde/0,1607,7-140-28753_33232---,00.html .

The State of Michigan has adopted the national core content standards. These standards can be found at <http://www.corestandards.org/>. Students will be assessed regarding these standards beginning with the year 2014-2015. Madison Middle School is in the process of undergoing a strategic transition to the Common Core standards. Teachers incorporate the content expectations into Units of Study, scope and sequence documents, and pacing guides. Where possible an integrated approach between disciplines is encouraged.

Action Team for Partnership (ATP)

A group of educators, parents, and administration is leading the establishment of a middle school Parent Involvement Action Team. This team includes a cross-section of stakeholders. A combination of parents, faculty, students, and community leaders are co-lead by a parent and a faculty member. The events sponsored by the team are centered on the school wide strategic goals. Parents and community members wishing to find out more can locate the web link to ATP on the Madison web site.

Professional Development

Professional development needs to be ongoing over a period of time whereby a teacher can take information, practice with it, and then come back and discuss in a professional learning community what is working or not working. To support our school wide initiatives for increasing student achievement, teachers participated in the following professional development opportunities.

The School Improvement Team for Madison Middle School has coordinated professional development opportunities for the entire faculty with a focus on reading comprehension strategies, vocabulary development, embedding technology into classroom instruction, and developing project-based learning opportunities. Our faculty takes these scientifically research based strategies back to their classroom to include in their lesson plans. During professional development time our teachers bring student work to reflect on in grade level teams.

As part of the Innovative Secondary Schools Initiative (grant sponsored by the LISD) several of our teachers have taken part in the review of curriculum this summer. These teachers have been working in departmental teams to develop pacing guides, as well as, scope and sequencing documents.

All of our professional staff participated in a workshop by Kagan regarding group structures. This training focused on strategies to increase student engagement and critical thinking skills through student dialogue and collaboration. Using these techniques teachers are able to formatively assess student understanding as well as maximize cooperative learning opportunities.

The Language Arts Department worked with the LISD and Adrian College professor Richard Koch. Dr. Koch is recognized nationally for his work on the National Writing Project. This training was a four part series regarding the topic, "Writing to Learn in the Content Classroom". In addition, the

Language Arts teachers spent a day with Barry Lane learning strategies to deliver authentic writing instruction while honoring student self expression and thinking.

The Mathematics Department attended workshops, sponsored by the LISD, involving the differentiation of instruction. This training provides teachers the tools necessary to meet students at their current level of proficiency and help them grow from there. Furthermore, individual members of the department attended training on college readiness sponsored by the ACT assessment company as well as SMART Board training. This information is brought back for the entire team to discuss as a professional learning community.

As part of our strategy to utilize data to drive instruction, our faculty has been learning how to break down NWEA assessment data. This data speaks to the performance of students on an individual basis as well as an entire cohort. Being able to interpret and reflect on this data will further help our teachers differentiate instruction in order to meet the needs of their students. The NWEA data is just one assessment used by the Madison School District to measure and monitor student performance.

Our special needs teachers participated in professional development to support the special education teacher's role as co-teachers in the general education setting. Co-teaching is a relationship between the general education teacher and a special education teacher for the purpose of creating a classroom where all students can learn, including those students with disabilities.

Michigan's Integrated Behavior and Learning Support Initiative (MiBLSi)

Madison Middle School is a MiBLSi school. Funded by the Michigan Department of Education (MDE), this project is designed to help schools develop school wide support systems in reading and behavior. MiBLSi is a Response to Intervention (RtI) model. Schools that participate in the MiBLSi grant have a series of trainings designed to help them implement reading and behavior systems. Madison Middle School has implemented a tiered intervention approach to reading and behavior.

As part of a positive behavior system Madison Middle School has adopted the mantra, "We are respectful, we are responsible, we are safe, we are ready, we are Madison!" These characteristics are outlined in a behavior matrix that serves for the basis of educating our students about positive life-long

choices. We strongly believe the development of these characteristics will to enhance the student's future. Positive behaviors are both modeled and reinforced. Our positive behavior reward system includes Merit Trips, Forum Friday fun events, and Mad Money tickets for prizes. Students earn these rewards by demonstrating that they are respectful, responsible, safe, and ready to learn.

SPECIAL PROGRAMS

Math Equations

There were two middle school and three high school teams that took part in the county Math Equations program. Students practiced on a regular basis throughout the year and competed in monthly county tournaments. The middle school has been involved in formal competition since its inception. This was the ninth year for a formal high school team in competition. There were 17 middle school students committed to this program for the 2011-2012 academic year.

Quiz Bowl

Our sixth, seventh, and eighth grade students competed in the county quiz bowl. The seventh and eighth grade teams finished in second place, while the sixth grade team finished third among county schools.

Pay Back for Education

Eighteen of our eighth grade students were scheduled to attend the Pay-Back for Education program. Each student is paired with a business in the community that matches their career pathway interests. The students spent a day with their business partner learning about the inner workings of the career.

Art Program

Our middle school Art students had the opportunity to submit their work in several art shows. Students received local, regional, and state recognition awards. Several of our students had artwork published in the local newspaper. The artwork of three students received special recognition at the Michigan Art Educators Association State Competition. For the second year in a row, one of our students had a piece chosen to be on display in the

Governor's show for the upcoming year. The other students received Honorable mention. Finally, another art student was awarded a partial scholarship to attend the Blue Lakes Fine Arts Camp this summer.

Band Program

In addition to performing locally, our middle school band program competes in the state sponsored Michigan School Band and Orchestra Association events throughout the school year. Our 7th & 8th grade Band earned an overall rating of two (2) this year. This overall score was comprised of a score for Prepared Pieces – 2 and a Sight reading Score – 1 (1 is the highest score out of 4). Several of our MS Band students performed at the Lenawee County Middle School Honors Band program.

Vocal Music

In addition to a sixth, seventh and eighth grade vocal music courses, a spring musical titled *Oklahoma!*, was performed. The cast featured Madison students in grades sixth through twelve.

May Madness

Students at Madison Middle School participate in a spring event titled May Madness. The focus of May Madness is to put teams of students in a position to compete against each other in healthy and fun events that require teamwork to be successful. There is a design competition for the event logo. The winner's logo goes on all 355 team/staff t-shirts. Each of the 24 teams has a different shirt color. Team leaders must apply for the position. Often those who have yet to show leadership skills blossom in this situation as a team leader. Each year there are several examples of students showing compassion and encouragement towards teammates. This is the student leadership we hope to foster at Madison Middle School.

The mission of Madison Schools is to develop a student's full potential in order to be successful in an ever changing world. To accomplish this we must act in partnership with all of our stakeholders. We strive to develop individual excellence through rigorous academics, innovative technology and personal attention. We are extremely proud of our school, faculty, and student accomplishments.

Sincerely,

Brad G. Anschuetz

School-Level Combined Reports Data for Lenawee ISD, Madison School District (Lenawee), Madison Middle School

Student Assessment Data - Michigan Educational Assessment Program (MEAP)

Subject	Grade	Student Group	School Year	% Students Tested	State % Students Proficient	District % Students Proficient	School % Students Proficient	% Advanced (Level 1)	% Proficient (Level 2)	% Partially Proficient (Level 3)	% Not Proficient (Level 4)
English Language Arts / Reading	06	All Students	2010-11	99.1%	63.2%	58.7%	58.7%	13.8%	45%	21.1%	20.2%
English Language Arts / Reading	06	All Students	2011-12	100%	67%	72.2%	72.2%	19.4%	52.8%	17.6%	10.2%
English Language Arts / Reading	06	American Indian or Alaska Native	2011-12	<10	61.6%	<10	<10	<10	<10	<10	<10
English Language Arts / Reading	06	Asian	2010-11	<10	75.5%	<10	<10	<10	<10	<10	<10
English Language Arts / Reading	06	Black or African American	2010-11	<10	39.2%	<10	<10	<10	<10	<10	<10
English Language Arts / Reading	06	Black or African American	2011-12	<10	43.8%	<10	<10	<10	<10	<10	<10
English Language Arts / Reading	06	Hispanic or Latino	2010-11	100%	47.7%	62.5%	62.5%	17.5%	45%	20%	17.5%
English Language Arts / Reading	06	Hispanic or Latino	2011-12	100%	52.6%	56.3%	56.3%	9.4%	46.9%	25%	18.8%
English Language Arts / Reading	06	Two or More Races	2010-11	<10	61.3%	<10	<10	<10	<10	<10	<10
English Language Arts / Reading	06	Two or More Races	2011-12	<10	65.3%	<10	<10	<10	<10	<10	<10
English Language Arts / Reading	06	White	2010-11	98.4%	70.7%	60.3%	60.3%	12.7%	47.6%	20.6%	19%
English Language Arts / Reading	06	White	2011-12	100%	74.1%	80.9%	80.9%	23.5%	57.4%	14.7%	4.4%
English Language Arts / Reading	06	Female	2010-11	100%	66.8%	67.3%	67.3%	19.2%	48.1%	19.2%	13.5%
English Language Arts / Reading	06	Female	2011-12	100%	70.2%	77.3%	77.3%	25.8%	51.5%	16.7%	6.1%

School-Level Combined Reports Data for Lenawee ISD, Madison School District (Lenawee), Madison Middle School

Student Assessment Data - Michigan Educational Assessment Program (MEAP)

Subject	Grade	Student Group	School Year	% Students Tested	State % Students Proficient	District % Students Proficient	School % Students Proficient	% Advanced (Level 1)	% Proficient (Level 2)	% Partially Proficient (Level 3)	% Not Proficient (Level 4)
English Language Arts / Reading	06	Male	2010-11	98.3%	59.7%	50.9%	50.9%	8.8%	42.1%	22.8%	26.3%
English Language Arts / Reading	06	Male	2011-12	100%	63.8%	64.3%	64.3%	9.5%	54.8%	19%	16.7%
English Language Arts / Reading	06	Economically Disadvantaged	2010-11	98.7%	48.9%	54.7%	54.7%	13.3%	41.3%	22.7%	22.7%
English Language Arts / Reading	06	Economically Disadvantaged	2011-12	100%	53.6%	64%	64%	10.7%	53.3%	22.7%	13.3%
English Language Arts / Reading	06	Students with Disabilities	2010-11	92.9%	23.3%	23.1%	23.1%	7.7%	15.4%	30.8%	46.2%
English Language Arts / Reading	06	Students with Disabilities	2011-12	<10	28.9%	<10	<10	<10	<10	<10	<10
English Language Arts / Reading	07	All Students	2010-11	100%	55.6%	48.8%	48.8%	8%	40.8%	30.4%	20.8%
English Language Arts / Reading	07	All Students	2011-12	100%	59.7%	71.7%	71.7%	15.1%	56.6%	22.6%	5.7%
English Language Arts / Reading	07	Asian	2010-11	<10	73.6%	<10	<10	<10	<10	<10	<10
English Language Arts / Reading	07	Asian	2011-12	<10	75.9%	<10	<10	<10	<10	<10	<10
English Language Arts / Reading	07	Black or African American	2011-12	<10	34.7%	<10	<10	<10	<10	<10	<10
English Language Arts / Reading	07	Hispanic or Latino	2010-11	100%	42.8%	47.1%	47.1%	5.9%	41.2%	26.5%	26.5%
English Language Arts / Reading	07	Hispanic or Latino	2011-12	100%	46%	73.7%	73.7%	18.4%	55.3%	15.8%	10.5%
English Language Arts / Reading	07	Two or More Races	2010-11	<10	55%	<10	<10	<10	<10	<10	<10

School-Level Combined Reports Data for Lenawee ISD, Madison School District (Lenawee), Madison Middle School

Student Assessment Data - Michigan Educational Assessment Program (MEAP)

Subject	Grade	Student Group	School Year	% Students Tested	State % Students Proficient	District % Students Proficient	School % Students Proficient	% Advanced (Level 1)	% Proficient (Level 2)	% Partially Proficient (Level 3)	% Not Proficient (Level 4)
English Language Arts / Reading	07	Two or More Races	2011-12	<10	58.7%	<10	<10	<10	<10	<10	<10
English Language Arts / Reading	07	White	2010-11	100%	62.8%	48.8%	48.8%	9.3%	39.5%	31.4%	19.8%
English Language Arts / Reading	07	White	2011-12	100%	66.9%	70.9%	70.9%	12.7%	58.2%	27.3%	1.8%
English Language Arts / Reading	07	Female	2010-11	100%	60.3%	50%	50%	9.4%	40.6%	31.3%	18.8%
English Language Arts / Reading	07	Female	2011-12	100%	63.9%	74.5%	74.5%	17.6%	56.9%	21.6%	3.9%
English Language Arts / Reading	07	Male	2010-11	100%	51.1%	47.5%	47.5%	6.6%	41%	29.5%	23%
English Language Arts / Reading	07	Male	2011-12	100%	55.6%	69.1%	69.1%	12.7%	56.4%	23.6%	7.3%
English Language Arts / Reading	07	Economically Disadvantaged	2010-11	100%	40.1%	42%	42%	2.5%	39.5%	28.4%	29.6%
English Language Arts / Reading	07	Economically Disadvantaged	2011-12	100%	44.5%	68.1%	68.1%	10.1%	58%	26.1%	5.8%
English Language Arts / Reading	07	Students with Disabilities	2010-11	100%	14.9%	12.5%	12.5%	0%	12.5%	25%	62.5%
English Language Arts / Reading	07	Students with Disabilities	2011-12	<10	19%	<10	<10	<10	<10	<10	<10
English Language Arts / Reading	08	All Students	2010-11	100%	56%	52.2%	52.2%	7.6%	44.6%	41.3%	6.5%
English Language Arts / Reading	08	All Students	2011-12	100%	60.5%	58.8%	58.8%	13.2%	45.6%	36.8%	4.4%
English Language Arts / Reading	08	Asian	2010-11	<10	72.4%	<10	<10	<10	<10	<10	<10

School-Level Combined Reports Data for Lenawee ISD, Madison School District (Lenawee), Madison Middle School

Student Assessment Data - Michigan Educational Assessment Program (MEAP)

Subject	Grade	Student Group	School Year	% Students Tested	State % Students Proficient	District % Students Proficient	School % Students Proficient	% Advanced (Level 1)	% Proficient (Level 2)	% Partially Proficient (Level 3)	% Not Proficient (Level 4)
English Language Arts / Reading	08	Black or African American	2010-11	<10	35%	<10	<10	<10	<10	<10	<10
English Language Arts / Reading	08	Hispanic or Latino	2010-11	100%	41.6%	50%	50%	13.6%	36.4%	40.9%	9.1%
English Language Arts / Reading	08	Hispanic or Latino	2011-12	100%	48%	45.5%	45.5%	9.1%	36.4%	51.5%	3%
English Language Arts / Reading	08	Two or More Races	2010-11	<10	57.4%	<10	<10	<10	<10	<10	<10
English Language Arts / Reading	08	Two or More Races	2011-12	<10	59.8%	<10	<10	<10	<10	<10	<10
English Language Arts / Reading	08	White	2010-11	100%	61.9%	57.8%	57.8%	6.3%	51.6%	37.5%	4.7%
English Language Arts / Reading	08	White	2011-12	100%	66.5%	64.1%	64.1%	15.4%	48.7%	30.8%	5.1%
English Language Arts / Reading	08	Female	2010-11	100%	60.9%	50%	50%	13%	37%	43.5%	6.5%
English Language Arts / Reading	08	Female	2011-12	100%	65.3%	66.1%	66.1%	16.9%	49.2%	30.5%	3.4%
English Language Arts / Reading	08	Male	2010-11	100%	51.2%	54.3%	54.3%	2.2%	52.2%	39.1%	6.5%
English Language Arts / Reading	08	Male	2011-12	100%	55.9%	50.9%	50.9%	9.1%	41.8%	43.6%	5.5%
English Language Arts / Reading	08	Economically Disadvantaged	2010-11	100%	41.4%	42.2%	42.2%	6.7%	35.6%	46.7%	11.1%
English Language Arts / Reading	08	Economically Disadvantaged	2011-12	100%	46.7%	47%	47%	6.1%	40.9%	48.5%	4.5%
English Language Arts / Reading	08	Students with Disabilities	2010-11	<10	16.5%	<10	<10	<10	<10	<10	<10

School-Level Combined Reports Data for Lenawee ISD, Madison School District (Lenawee), Madison Middle School

Student Assessment Data - Michigan Educational Assessment Program (MEAP)

Subject	Grade	Student Group	School Year	% Students Tested	State % Students Proficient	District % Students Proficient	School % Students Proficient	% Advanced (Level 1)	% Proficient (Level 2)	% Partially Proficient (Level 3)	% Not Proficient (Level 4)
English Language Arts / Reading	08	Students with Disabilities	2011-12	100%	20.3%	18.8%	18.8%	0%	18.8%	56.3%	25%
Mathematics	06	All Students	2010-11	100%	36.2%	38.2%	38.2%	1.8%	36.4%	20.9%	40.9%
Mathematics	06	All Students	2011-12	100%	37.1%	44.9%	44.9%	2.8%	42.1%	32.7%	22.4%
Mathematics	06	American Indian or Alaska Native	2011-12	<10	27.8%	<10	<10	<10	<10	<10	<10
Mathematics	06	Asian	2010-11	<10	68.1%	<10	<10	<10	<10	<10	<10
Mathematics	06	Black or African American	2010-11	<10	15.5%	<10	<10	<10	<10	<10	<10
Mathematics	06	Black or African American	2011-12	<10	15.4%	<10	<10	<10	<10	<10	<10
Mathematics	06	Hispanic or Latino	2010-11	100%	22.9%	40%	40%	2.5%	37.5%	32.5%	27.5%
Mathematics	06	Hispanic or Latino	2011-12	100%	22.8%	30.3%	30.3%	3%	27.3%	42.4%	27.3%
Mathematics	06	Two or More Races	2010-11	<10	31.7%	<10	<10	<10	<10	<10	<10
Mathematics	06	Two or More Races	2011-12	<10	33.1%	<10	<10	<10	<10	<10	<10
Mathematics	06	White	2010-11	100%	41.9%	37.5%	37.5%	1.6%	35.9%	15.6%	46.9%
Mathematics	06	White	2011-12	100%	43%	51.5%	51.5%	3%	48.5%	30.3%	18.2%
Mathematics	06	Female	2010-11	100%	36.1%	32.7%	32.7%	0%	32.7%	32.7%	34.6%
Mathematics	06	Female	2011-12	100%	36.8%	42.4%	42.4%	1.5%	40.9%	31.8%	25.8%
Mathematics	06	Male	2010-11	100%	36.3%	43.1%	43.1%	3.4%	39.7%	10.3%	46.6%
Mathematics	06	Male	2011-12	100%	37.4%	48.8%	48.8%	4.9%	43.9%	34.1%	17.1%
Mathematics	06	Economically Disadvantaged	2010-11	100%	22%	27.6%	27.6%	1.3%	26.3%	27.6%	44.7%
Mathematics	06	Economically Disadvantaged	2011-12	100%	22.5%	35.1%	35.1%	1.4%	33.8%	37.8%	27%
Mathematics	06	Students with Disabilities	2010-11	100%	10%	14.3%	14.3%	0%	14.3%	21.4%	64.3%
Mathematics	06	Students with Disabilities	2011-12	<10	11%	<10	<10	<10	<10	<10	<10
Mathematics	07	All Students	2010-11	99.2%	35.9%	30.6%	30.6%	0.8%	29.8%	37.1%	32.3%
Mathematics	07	All Students	2011-12	100%	37.2%	45.7%	45.7%	3.8%	41.9%	34.3%	20%
Mathematics	07	Asian	2010-11	<10	67.6%	<10	<10	<10	<10	<10	<10
Mathematics	07	Asian	2011-12	<10	68.9%	<10	<10	<10	<10	<10	<10

School-Level Combined Reports Data for Lenawee ISD, Madison School District (Lenawee), Madison Middle School

Student Assessment Data - Michigan Educational Assessment Program (MEAP)

Subject	Grade	Student Group	School Year	% Students Tested	State % Students Proficient	District % Students Proficient	School % Students Proficient	% Advanced (Level 1)	% Proficient (Level 2)	% Partially Proficient (Level 3)	% Not Proficient (Level 4)
Mathematics	07	Black or African American	2011-12	<10	13.4%	<10	<10	<10	<10	<10	<10
Mathematics	07	Hispanic or Latino	2010-11	97.1%	22.5%	21.2%	21.2%	0%	21.2%	39.4%	39.4%
Mathematics	07	Hispanic or Latino	2011-12	100%	23.2%	52.8%	52.8%	2.8%	50%	30.6%	16.7%
Mathematics	07	Two or More Races	2010-11	<10	32.2%	<10	<10	<10	<10	<10	<10
Mathematics	07	Two or More Races	2011-12	<10	34.5%	<10	<10	<10	<10	<10	<10
Mathematics	07	White	2010-11	100%	42%	32.6%	32.6%	1.2%	31.4%	37.2%	30.2%
Mathematics	07	White	2011-12	100%	43.6%	41.1%	41.1%	1.8%	39.3%	37.5%	21.4%
Mathematics	07	Female	2010-11	98.4%	36%	22.2%	22.2%	0%	22.2%	44.4%	33.3%
Mathematics	07	Female	2011-12	100%	38%	48%	48%	2%	46%	38%	14%
Mathematics	07	Male	2010-11	100%	35.8%	39.3%	39.3%	1.6%	37.7%	29.5%	31.1%
Mathematics	07	Male	2011-12	100%	36.5%	43.6%	43.6%	5.5%	38.2%	30.9%	25.5%
Mathematics	07	Economically Disadvantaged	2010-11	98.8%	20.8%	22.5%	22.5%	0%	22.5%	35%	42.5%
Mathematics	07	Economically Disadvantaged	2011-12	100%	21.6%	38.2%	38.2%	1.5%	36.8%	36.8%	25%
Mathematics	07	Students with Disabilities	2010-11	95.8%	7.6%	0%	0%	0%	0%	21.7%	78.3%
Mathematics	07	Students with Disabilities	2011-12	<10	8.6%	<10	<10	<10	<10	<10	<10
Mathematics	08	All Students	2010-11	100%	28.9%	41.3%	41.3%	3.3%	38%	37%	21.7%
Mathematics	08	All Students	2011-12	100%	29.4%	34.5%	34.5%	0.9%	33.6%	44.2%	21.2%
Mathematics	08	Asian	2010-11	<10	61.9%	<10	<10	<10	<10	<10	<10
Mathematics	08	Black or African American	2010-11	<10	9.1%	<10	<10	<10	<10	<10	<10
Mathematics	08	Hispanic or Latino	2010-11	100%	16%	31.8%	31.8%	0%	31.8%	45.5%	22.7%
Mathematics	08	Hispanic or Latino	2011-12	100%	16.3%	20.6%	20.6%	0%	20.6%	44.1%	35.3%
Mathematics	08	Two or More Races	2010-11	<10	25.8%	<10	<10	<10	<10	<10	<10
Mathematics	08	Two or More Races	2011-12	<10	26.4%	<10	<10	<10	<10	<10	<10
Mathematics	08	White	2010-11	100%	33.9%	46.9%	46.9%	4.7%	42.2%	35.9%	17.2%

School-Level Combined Reports Data for Lenawee ISD, Madison School District (Lenawee), Madison Middle School

Student Assessment Data - Michigan Educational Assessment Program (MEAP)

Subject	Grade	Student Group	School Year	% Students Tested	State % Students Proficient	District % Students Proficient	School % Students Proficient	% Advanced (Level 1)	% Proficient (Level 2)	% Partially Proficient (Level 3)	% Not Proficient (Level 4)
Mathematics	08	White	2011-12	100%	34.6%	40.8%	40.8%	1.3%	39.5%	44.7%	14.5%
Mathematics	08	Female	2010-11	100%	27.4%	41.3%	41.3%	0%	41.3%	39.1%	19.6%
Mathematics	08	Female	2011-12	100%	28%	33.3%	33.3%	0%	33.3%	40%	26.7%
Mathematics	08	Male	2010-11	100%	30.3%	41.3%	41.3%	6.5%	34.8%	34.8%	23.9%
Mathematics	08	Male	2011-12	100%	30.7%	35.8%	35.8%	1.9%	34%	49.1%	15.1%
Mathematics	08	Economically Disadvantaged	2010-11	100%	14.6%	33.3%	33.3%	2.2%	31.1%	35.6%	31.1%
Mathematics	08	Economically Disadvantaged	2011-12	100%	15.3%	27.7%	27.7%	0%	27.7%	49.2%	23.1%
Mathematics	08	Students with Disabilities	2010-11	<10	5%	<10	<10	<10	<10	<10	<10
Mathematics	08	Students with Disabilities	2011-12	100%	5.7%	12.5%	12.5%	0%	12.5%	50%	37.5%
Science	08	All Students	2010-11	100%	14.9%	21.7%	21.7%	3.3%	18.5%	27.2%	51.1%
Science	08	All Students	2011-12	100%	16.5%	9%	9%	0.8%	8.2%	30.3%	60.7%
Science	08	Asian	2010-11	<10	30.7%	<10	<10	<10	<10	<10	<10
Science	08	Black or African American	2010-11	<10	3.2%	<10	<10	<10	<10	<10	<10
Science	08	Hispanic or Latino	2010-11	100%	6.9%	22.7%	22.7%	0%	22.7%	13.6%	63.6%
Science	08	Hispanic or Latino	2011-12	100%	7.5%	0%	0%	0%	0%	22.2%	77.8%
Science	08	Two or More Races	2010-11	<10	13.9%	<10	<10	<10	<10	<10	<10
Science	08	Two or More Races	2011-12	<10	14.7%	<10	<10	<10	<10	<10	<10
Science	08	White	2010-11	100%	18.1%	21.9%	21.9%	4.7%	17.2%	31.3%	46.9%
Science	08	White	2011-12	100%	20.1%	13.3%	13.3%	1.2%	12%	32.5%	54.2%
Science	08	Female	2010-11	100%	12%	19.6%	19.6%	2.2%	17.4%	26.1%	54.3%
Science	08	Female	2011-12	100%	13.8%	6.3%	6.3%	0%	6.3%	32.8%	60.9%
Science	08	Male	2010-11	100%	17.7%	23.9%	23.9%	4.3%	19.6%	28.3%	47.8%
Science	08	Male	2011-12	100%	19%	12.1%	12.1%	1.7%	10.3%	27.6%	60.3%
Science	08	Economically Disadvantaged	2010-11	100%	6.9%	13.3%	13.3%	0%	13.3%	24.4%	62.2%
Science	08	Economically Disadvantaged	2011-12	100%	7.7%	5.5%	5.5%	0%	5.5%	26%	68.5%
Science	08	Students with Disabilities	2010-11	<10	3.3%	<10	<10	<10	<10	<10	<10

School-Level Combined Reports Data for Lenawee ISD, Madison School District (Lenawee), Madison Middle School

Student Assessment Data - Michigan Educational Assessment Program (MEAP)

Subject	Grade	Student Group	School Year	% Students Tested	State % Students Proficient	District % Students Proficient	School % Students Proficient	% Advanced (Level 1)	% Proficient (Level 2)	% Partially Proficient (Level 3)	% Not Proficient (Level 4)
Science	08	Students with Disabilities	2011-12	100%	3.5%	4%	4%	0%	4%	12%	84%

School-Level Combined Reports Data for Lenawee ISD, Madison School District (Lenawee), Madison Middle School

Student Assessment Data - Michigan Merit Examination (MME)

Subject	Grade	Student Group	School Year	% Students Tested	State % Students Proficient	District % Students Proficient	School % Students Proficient	% Advanced (Level 1)	% Proficient (Level 2)	% Partially Proficient (Level 3)	% Not Proficient (Level 4)
---------	-------	---------------	-------------	-------------------	-----------------------------	--------------------------------	------------------------------	----------------------	------------------------	----------------------------------	----------------------------

School-Level Combined Reports Data for Lenawee ISD, Madison School District (Lenawee), Madison Middle School

Student Assessment Data - MI-Access : Functional Independence

Subject	Grade	Student Group	School Year	% Students Tested	State % Students Proficient	District % Students Proficient	School % Students Proficient	% Surpassed (Level 1)	% Attained (Level 2)	% Emerging (Level 3)
Mathematics	06	All Students	2010-11	<10	80.4%	<10	<10	<10	<10	<10
Mathematics	06	All Students	2011-12	<10	74.2%	<10	<10	<10	<10	<10
Mathematics	06	Black or African American	2010-11	<10	74.7%	<10	<10	<10	<10	<10
Mathematics	06	Hispanic or Latino	2010-11	<10	81.7%	<10	<10	<10	<10	<10
Mathematics	06	Hispanic or Latino	2011-12	<10	78.9%	<10	<10	<10	<10	<10
Mathematics	06	White	2010-11	<10	82.9%	<10	<10	<10	<10	<10
Mathematics	06	White	2011-12	<10	76.8%	<10	<10	<10	<10	<10
Mathematics	06	Female	2010-11	<10	76.8%	<10	<10	<10	<10	<10
Mathematics	06	Male	2010-11	<10	82.4%	<10	<10	<10	<10	<10
Mathematics	06	Male	2011-12	<10	75.8%	<10	<10	<10	<10	<10
Mathematics	07	All Students	2010-11	<10	71%	<10	<10	<10	<10	<10
Mathematics	07	All Students	2011-12	<10	71.6%	<10	<10	<10	<10	<10
Mathematics	07	Hispanic or Latino	2010-11	<10	69.6%	<10	<10	<10	<10	<10
Mathematics	07	Hispanic or Latino	2011-12	<10	77.3%	<10	<10	<10	<10	<10
Mathematics	07	White	2010-11	<10	75.3%	<10	<10	<10	<10	<10
Mathematics	07	White	2011-12	<10	76.7%	<10	<10	<10	<10	<10
Mathematics	07	Female	2010-11	<10	69.7%	<10	<10	<10	<10	<10
Mathematics	07	Male	2010-11	<10	71.7%	<10	<10	<10	<10	<10
Mathematics	07	Male	2011-12	<10	72%	<10	<10	<10	<10	<10
Mathematics	08	All Students	2010-11	<10	79%	<10	<10	<10	<10	<10
Mathematics	08	All Students	2011-12	<10	78.9%	<10	<10	<10	<10	<10
Mathematics	08	Hispanic or Latino	2011-12	<10	74.7%	<10	<10	<10	<10	<10
Mathematics	08	White	2010-11	<10	82.1%	<10	<10	<10	<10	<10
Mathematics	08	White	2011-12	<10	82.8%	<10	<10	<10	<10	<10
Mathematics	08	Female	2011-12	<10	77.5%	<10	<10	<10	<10	<10
Mathematics	08	Male	2010-11	<10	80.7%	<10	<10	<10	<10	<10
Mathematics	08	Male	2011-12	<10	79.8%	<10	<10	<10	<10	<10
Science	08	All Students	2010-11	<10	44.9%	<10	<10	<10	<10	<10
Science	08	All Students	2011-12	<10	50.7%	<10	<10	<10	<10	<10
Science	08	White	2010-11	<10	51.8%	<10	<10	<10	<10	<10
Science	08	White	2011-12	<10	57.5%	<10	<10	<10	<10	<10
Science	08	Female	2011-12	<10	46.7%	<10	<10	<10	<10	<10
Science	08	Male	2010-11	<10	47.9%	<10	<10	<10	<10	<10

School-Level Combined Reports Data for Lenawee ISD, Madison School District (Lenawee), Madison Middle School

Student Assessment Data - MI-Access : Functional Independence

Subject	Grade	Student Group	School Year	% Students Tested	State % Students Proficient	District % Students Proficient	School % Students Proficient	% Surpassed (Level 1)	% Attained (Level 2)	% Emerging (Level 3)
Science	08	Male	2011-12	<10	53.1%	<10	<10	<10	<10	<10

School-Level Combined Reports Data for Lenawee ISD, Madison School District (Lenawee), Madison Middle School

Student Assessment Data - MI-Access : Supported Independence

Subject	Grade	Student Group	School Year	% Students Tested	State % Students Proficient	District % Students Proficient	School % Students Proficient	% Surpassed (Level 1)	% Attained (Level 2)	% Emerging (Level 3)
English Language Arts	07	All Students	2010-11	<10	78.7%	<10	<10	<10	<10	<10
English Language Arts	07	White	2010-11	<10	79.3%	<10	<10	<10	<10	<10
English Language Arts	07	Male	2010-11	<10	77%	<10	<10	<10	<10	<10
English Language Arts	08	All Students	2011-12	<10	81.8%	<10	<10	<10	<10	<10
English Language Arts	08	White	2011-12	<10	81.5%	<10	<10	<10	<10	<10
English Language Arts	08	Male	2011-12	<10	79.8%	<10	<10	<10	<10	<10
Mathematics	07	All Students	2010-11	<10	83.5%	<10	<10	<10	<10	<10
Mathematics	07	White	2010-11	<10	85.1%	<10	<10	<10	<10	<10
Mathematics	07	Male	2010-11	<10	83.4%	<10	<10	<10	<10	<10
Mathematics	08	All Students	2011-12	<10	91.3%	<10	<10	<10	<10	<10
Mathematics	08	White	2011-12	<10	90%	<10	<10	<10	<10	<10
Mathematics	08	Male	2011-12	<10	91.1%	<10	<10	<10	<10	<10
Science	08	All Students	2011-12	<10	73.1%	<10	<10	<10	<10	<10
Science	08	White	2011-12	<10	74.2%	<10	<10	<10	<10	<10
Science	08	Male	2011-12	<10	71.5%	<10	<10	<10	<10	<10

School-Level Combined Reports Data for Lenawee ISD, Madison School District (Lenawee), Madison Middle School

Student Assessment Data - MI-Access : Participation

Subject	Grade	Student Group	School Year	% Students Tested	State % Students Proficient	District % Students Proficient	School % Students Proficient	% Surpassed (Level 1)	% Attained (Level 2)	% Emerging (Level 3)
---------	-------	---------------	-------------	-------------------	-----------------------------	--------------------------------	------------------------------	-----------------------	----------------------	----------------------

School-Level Combined Reports Data for Lenawee ISD, Madison School District (Lenawee), Madison Middle School

Student Assessment Data - MEAP-Access

Subject	Grade	Student Group	School Year	% Students Tested	State % Students Proficient	District % Students Proficient	School % Students Proficient	% Level 1	% Level 2	% Level 3
Reading	06	All Students	2011-12	100%	59%	75%	75%	50%	25%	25%
Reading	06	Hispanic or Latino	2011-12	100%	59.2%	66.7%	66.7%	33.3%	33.3%	33.3%
Reading	06	White	2011-12	<10	64.9%	<10	<10	<10	<10	<10
Reading	06	Female	2011-12	<10	65.3%	<10	<10	<10	<10	<10
Reading	06	Male	2011-12	<10	58.6%	<10	<10	<10	<10	<10
Reading	06	Economically Disadvantaged	2011-12	100%	59.3%	75%	75%	50%	25%	25%
Reading	07	All Students	2011-12	100%	61.5%	100%	100%	16.7%	83.3%	0%
Reading	07	Black or African American	2011-12	<10	55.1%	<10	<10	<10	<10	<10
Reading	07	White	2011-12	<10	67%	<10	<10	<10	<10	<10
Reading	07	Female	2011-12	<10	71.1%	<10	<10	<10	<10	<10
Reading	07	Male	2011-12	<10	59.4%	<10	<10	<10	<10	<10
Reading	07	Economically Disadvantaged	2011-12	100%	62.3%	100%	100%	25%	75%	0%
Reading	08	All Students	2011-12	100%	60.7%	80%	80%	30%	50%	20%
Reading	08	Hispanic or Latino	2011-12	100%	54.4%	75%	75%	50%	25%	25%
Reading	08	White	2011-12	100%	68.9%	83.3%	83.3%	16.7%	66.7%	16.7%
Reading	08	Female	2011-12	100%	63.8%	83.3%	83.3%	50%	33.3%	16.7%
Reading	08	Male	2011-12	100%	62.5%	75%	75%	0%	75%	25%
Reading	08	Economically Disadvantaged	2011-12	100%	60.5%	77.8%	77.8%	33.3%	44.4%	22.2%
Mathematics	06	All Students	2011-12	100%	59.6%	75%	75%	25%	50%	25%
Mathematics	06	Hispanic or Latino	2011-12	<10	56.7%	<10	<10	<10	<10	<10
Mathematics	06	White	2011-12	<10	65.7%	<10	<10	<10	<10	<10
Mathematics	06	Female	2011-12	<10	58.5%	<10	<10	<10	<10	<10
Mathematics	06	Male	2011-12	<10	63.1%	<10	<10	<10	<10	<10
Mathematics	06	Economically Disadvantaged	2011-12	100%	60.5%	75%	75%	25%	50%	25%
Mathematics	07	All Students	2011-12	100%	43.5%	57.1%	57.1%	14.3%	42.9%	42.9%
Mathematics	07	Black or African American	2011-12	<10	40.4%	<10	<10	<10	<10	<10
Mathematics	07	Hispanic or Latino	2011-12	<10	41.9%	<10	<10	<10	<10	<10
Mathematics	07	White	2011-12	<10	46.6%	<10	<10	<10	<10	<10
Mathematics	07	Female	2011-12	100%	48.8%	66.7%	66.7%	0%	66.7%	33.3%
Mathematics	07	Male	2011-12	<10	41.7%	<10	<10	<10	<10	<10

School-Level Combined Reports Data for Lenawee ISD, Madison School District (Lenawee), Madison Middle School

Student Assessment Data - MEAP-Access

Subject	Grade	Student Group	School Year	% Students Tested	State % Students Proficient	District % Students Proficient	School % Students Proficient	% Level 1	% Level 2	% Level 3
Mathematics	07	Economically Disadvantaged	2011-12	100%	42.6%	60%	60%	20%	40%	40%
Mathematics	08	All Students	2011-12	100%	43%	55.6%	55.6%	11.1%	44.4%	44.4%
Mathematics	08	Hispanic or Latino	2011-12	<10	48%	<10	<10	<10	<10	<10
Mathematics	08	White	2011-12	100%	47.8%	62.5%	62.5%	12.5%	50%	37.5%
Mathematics	08	Female	2011-12	100%	45.4%	60%	60%	0%	60%	40%
Mathematics	08	Male	2011-12	100%	44.3%	50%	50%	25%	25%	50%
Mathematics	08	Economically Disadvantaged	2011-12	100%	42.3%	50%	50%	12.5%	37.5%	50%

School-Level Combined Reports Data for Lenawee ISD, Madison School District (Lenawee), Madison Middle School

AYP Detail Data

Student Group	Location	Subject	% Tested (Goal 95%)	% Proficient for AYP*
All Students	State	English Language Arts / Reading	98.8%	82.9%
All Students	State	Mathematics	98.5%	57.5%
All Students	District	English Language Arts / Reading	99.9%	85.6%
All Students	District	Mathematics	99.6%	63.1%
All Students	School	English Language Arts / Reading	99.7%	87.6%
All Students	School	Mathematics	99.2%	66.2%
American Indian or Alaska Native	State	English Language Arts / Reading	97.7%	78.6%
American Indian or Alaska Native	State	Mathematics	97.5%	47.4%
American Indian or Alaska Native	District	English Language Arts / Reading	<30	<30
American Indian or Alaska Native	District	Mathematics	<30	<30
American Indian or Alaska Native	School	English Language Arts / Reading	<30	<30
American Indian or Alaska Native	School	Mathematics	<30	<30
Asian, Native Hawaiian, or Pacific Islander	State	English Language Arts / Reading	100.6%	89.8%
Asian, Native Hawaiian, or Pacific Islander	State	Mathematics	99.3%	80.1%
Asian, Native Hawaiian, or Pacific Islander	District	English Language Arts / Reading	<30	<30
Asian, Native Hawaiian, or Pacific Islander	District	Mathematics	<30	<30
Asian, Native Hawaiian, or Pacific Islander	School	English Language Arts / Reading	<30	<30
Asian, Native Hawaiian, or Pacific Islander	School	Mathematics	<30	<30
Black or African American	State	English Language Arts / Reading	96.9%	67.4%
Black or African American	State	Mathematics	96.4%	32.2%
Black or African American	District	English Language Arts / Reading	100%	83.3%
Black or African American	District	Mathematics	100%	46.7%
Black or African American	School	English Language Arts / Reading	<30	<30
Black or African American	School	Mathematics	<30	<30
Hispanic or Latino	State	English Language Arts / Reading	99%	75.8%
Hispanic or Latino	State	Mathematics	98.5%	44.6%
Hispanic or Latino	District	English Language Arts / Reading	99.6%	81.3%
Hispanic or Latino	District	Mathematics	99.2%	58.7%
Hispanic or Latino	School	English Language Arts / Reading	99.1%	81.7%
Hispanic or Latino	School	Mathematics	98.2%	63.4%
Two or More Races	State	English Language Arts / Reading	99.1%	83.6%
Two or More Races	State	Mathematics	99%	54.9%
Two or More Races	District	English Language Arts / Reading	<30	<30
Two or More Races	District	Mathematics	<30	<30
Two or More Races	School	English Language Arts / Reading	<30	<30
Two or More Races	School	Mathematics	<30	<30
White	State	English Language Arts / Reading	99.2%	86.9%
White	State	Mathematics	99%	63.9%

School-Level Combined Reports Data for Lenawee ISD, Madison School District (Lenawee), Madison Middle School

AYP Detail Data

Student Group	Location	Subject	% Tested (Goal 95%)	% Proficient for AYP*
White	District	English Language Arts / Reading	100%	87.9%
White	District	Mathematics	99.8%	65.5%
White	School	English Language Arts / Reading	100%	89.3%
White	School	Mathematics	99.5%	66.4%
Economically Disadvantaged	State	English Language Arts / Reading	98.3%	74.4%
Economically Disadvantaged	State	Mathematics	97.9%	43.3%
Economically Disadvantaged	District	English Language Arts / Reading	100%	83.5%
Economically Disadvantaged	District	Mathematics	99.6%	58.2%
Economically Disadvantaged	School	English Language Arts / Reading	99.6%	85.4%
Economically Disadvantaged	School	Mathematics	98.7%	58.3%
Students with Disabilities	State	English Language Arts / Reading	97.7%	51.5%
Students with Disabilities	State	Mathematics	97.3%	32%
Students with Disabilities	District	English Language Arts / Reading	99.2%	56.6%
Students with Disabilities	District	Mathematics	99.2%	42.5%
Students with Disabilities	School	English Language Arts / Reading	100%	55.8%
Students with Disabilities	School	Mathematics	100%	39.5%

Note: 1037 Recently arrived LEP students took part in the State's ELPA instead of the MEAP/MME/MI-Access.

School-Level Combined Reports Data for Lenawee ISD, Madison School District (Lenawee), Madison Middle School

AYP Detail Data - Graduation Rate

Student Group	Location	Graduation Rate (High Schools only) (Goal 80%)
All Students	State	79.2%
All Students	District	93.26%
American Indian or Alaska Native	State	68.49%
Asian	State	90.49%
Asian	District	<10
Black or African American	State	62.56%
Black or African American	District	<10
Hispanic or Latino	State	68.31%
Hispanic or Latino	District	90.91%
Migrant	State	73.33%
Native Hawaiian or Other Pacific Islander	State	71.79%
Two or More Races	State	73.44%
White	State	84.81%
White	District	93.85%
Female	State	83.17%
Female	District	>95%
Male	State	75.45%
Male	District	90.91%
Economically Disadvantaged	State	67.16%
Economically Disadvantaged	District	90%
Students with Disabilities	State	64.79%
Students with Disabilities	District	71.43%

* All data based on students enrolled for a full academic year.

School-Level Combined Reports Data for Lenawee ISD, Madison School District (Lenawee), Madison Middle School

AYP Detail Data - Attendance Rate

Student Group	Location	Attendance Rate (Goal 90%)
All Students	State	94.8%
All Students	District	95.9%
All Students	School	96%
American Indian or Alaska Native	State	94.1%
American Indian or Alaska Native	District	93.7%
Asian, Native Hawaiian, or Pacific Islander	State	96.4%
Asian, Native Hawaiian, or Pacific Islander	District	97.5%
Asian, Native Hawaiian, or Pacific Islander	School	97.4%
Black or African American	State	91%
Black or African American	District	96.2%
Black or African American	School	96.2%
Hispanic or Latino	State	94.3%
Hispanic or Latino	District	95.8%
Hispanic or Latino	School	96.6%
Two or More Races	State	95%
Two or More Races	District	97.1%
Two or More Races	School	96.9%
White	State	95.8%
White	District	95.8%
White	School	95.7%
Economically Disadvantaged	State	94.8%
Economically Disadvantaged	District	95.9%
Economically Disadvantaged	School	96%
Students with Disabilities	State	93.2%
Students with Disabilities	District	94.6%
Students with Disabilities	School	94.4%

* All data based on students enrolled for a full academic year.

School-Level Combined Reports Data for Lenawee ISD, Madison School District (Lenawee), Madison Middle School

Michigan Annual AYP Objectives for Reading/ELA

School Year	Grade 3	Grade 4	Grade 5	Grade 6	Grade 7	Grade 8	Grade 11
2001-02		38%			31%		42%
2002-03		38%			31%		42%
2003-04		38%			31%		42%
2004-05		48%			43%		52%
2005-06	50%	48%	46%	45%	43%	41%	52%
2006-07	50%	48%	46%	45%	43%	41%	52%
2007-08	60%	59%	57%	56%	54%	53%	61%
2008-09	60%	59%	57%	56%	54%	53%	61%
2009-10	70%	69%	68%	67%	66%	65%	71%
2010-11	78%	77%	76%	75%	74%	73%	79%
2011-12	86%	85%	84%	83%	82%	82%	86%
2012-13	93%	92%	92%	91%	91%	91%	93%
2013-14	100%	100%	100%	100%	100%	100%	100%

School-Level Combined Reports Data for Lenawee ISD, Madison School District (Lenawee), Madison Middle School

Michigan Annual AYP Objectives for Mathematics

School Year	Grade 3	Grade 4	Grade 5	Grade 6	Grade 7	Grade 8	Grade 11
2001-02		47%				31%	33%
2002-03		47%				31%	33%
2003-04		47%				31%	33%
2004-05		56%				43%	44%
2005-06	59%	56%	53%	50%	46%	43%	44%
2006-07	59%	56%	53%	50%	46%	43%	44%
2007-08	67%	65%	62%	60%	57%	54%	55%
2008-09	67%	65%	62%	60%	57%	54%	55%
2009-10	67%	65%	62%	60%	57%	54%	55%
2010-11	75%	74%	71%	70%	67%	66%	67%
2011-12	83%	82%	81%	80%	78%	77%	78%
2012-13	91%	91%	90%	90%	89%	89%	89%
2013-14	100%	100%	100%	100%	100%	100%	100%

School-Level Combined Reports Data for Lenawee ISD, Madison School District (Lenawee), Madison Middle School

School AYP Status

Title 1 Status	AYP ELA/Reading Status	AYP Mathematics Status	AYP Overall Status	Education Yes Report Card Grade	School Status Indicator
Yes	Met	Met	Met	C	Reward

School-Level Combined Reports Data for Lenawee ISD, Madison School District (Lenawee), Madison Middle School

Teacher Quality Data

	Other	B.A.	M.A.	Ph.D
Professional Qualifications of All Public Elementary and Secondary School Teachers in the School	0	7	19	1

Professional Qualifications are defined by the State and may include information such as the degrees of public school teachers (e.g., percentage of teachers with Bachelors Degrees or Masters Degrees) or the percentage of fully certified teachers

School-Level Combined Reports Data for Lenawee ISD, Madison School District (Lenawee), Madison Middle School

Teacher Quality Data

	Certification Percent
Percentage of Public Elementary and Secondary School Teachers in the School with Emergency Certification	0%

School-Level Combined Reports Data for Lenawee ISD, Madison School District (Lenawee), Madison Middle School

Teacher Quality Data

	School Aggregate
Percentage of Core Academic Subject Elementary and Secondary School Classes not Taught by Highly Qualified Teachers	0%

School-Level Combined Reports Data for Lenawee ISD, Madison School District (Lenawee), Madison Middle School

NAEP 2011 Grade 4 Mathematics Results

	Percent of Students	Percent below Basic	Percent Basic	Percent Proficient	Percent Advanced
All Students	100	22	43	30	5
Male	50	21	42	31	6
Female	50	22	45	29	4
National Lunch Program Eligibility	43	35	47	17	1
Eligible	56	11	41	41	8
Not Eligible					
Info not available					
Race Ethnicity					
White	71	14	45	36	5
Black	16	53	39	8	0
Hispanic	6	31	48	19	2
Asian	3	7	22	45	26
American Indian		‡	‡	‡	‡
Native		‡	‡	‡	‡
Hawaiian/Pacific Islander	2	23	50	21	6
Two or More Races					
Student classified as having a disability	13	50	37	13	1
SD	87	18	44	32	5
Not SD					
Student is an English Language Learner	4	47	41	11	1
ELL	96	21	44	31	5
Not ELL					

‡ Reporting Standards not met.

Note: Observed differences are not necessarily statistically significant. Detail may not sum to total because of rounding.

SOURCE: U.S. Department of Education. Institute for Education Sciences. National Center for Education Statistics. National Assessment Program (NAEP) 2011 Mathematics Achievement.

School-Level Combined Reports Data for Lenawee ISD, Madison School District (Lenawee), Madison Middle School

NAEP 2011 Grade 8 Mathematics Results

	Percent of Students	Percent below Basic	Percent Basic	Percent Proficient	Percent Advanced
All Students	100	29	40	25	6
Male	51	28	39	26	7
Female	49	30	41	24	5
National Lunch Program Eligibility	42	45	39	15	2
Eligible	58	18	41	32	9
Not Eligible					
Info not available					
Race Ethnicity					
White	74	22	43	29	6
Black	16	66	26	7	0
Hispanic	4	26	41	18	5
Asian	3	13	25	31	32
American Indian	1	†	†	†	†
Native		†	†	†	†
Hawaiian/Pacific	2	†	†	†	†
Islander					
Two or More Races					
Student classified as having a disability	12	70	23	5	1
SD	88	25	41	27	6
Not SD					
Student is an English Language Learner	2	57	27	7	10
ELL	98	29	40	25	6
Not ELL					

† Reporting Standards not met.

NOTE: Detail may not sum to totals because of rounding. Some apparent differences between estimates may not be statistically significant.

SOURCE: U.S. Department of Education. Institute for Education Sciences. National Center for Education Statistics. National Assessment Program (NAEP) 2011 Mathematics Achievement.

School-Level Combined Reports Data for Lenawee ISD, Madison School District (Lenawee), Madison Middle School

NAEP 2011 Grade 4 Reading Results

	Percent of Students	Percent below Basic	Percent Basic	Percent Proficient	Percent Advanced
All Students	100	34	34	25	6
Male	50	38	33	24	6
Female	50	31	36	26	7
National Lunch Program Eligibility	45		32	15	2
Eligible	55	51	36	33	10
Not Eligible		21			
Info not available					
Race Ethnicity					
White	70	26	37	30	7
Black	17	67	24	7	1
Hispanic	6	51	29	17	3
Asian	3	19	33	33	15
American Indian	0	‡	‡	‡	‡
Native	‡	‡	‡	‡	‡
Hawaiian/Pacific Islander	2	36	31	19	14
Two or More Races					
Student classified as having a disability	13	73	17	8	2
SD	87	30	36	27	7
Not SD					
Student is an English Language Learner	3	67	26	7	0
ELL	97	33	35	25	7
Not ELL					

Rounds to zero

‡ Reporting Standards not met.

NOTE: Detail may not sum to totals because of rounding. Some apparent differences between estimates may not be statistically significant.

SOURCE: U.S. Department of Education, Institute of Education Sciences, National Center for Education Statistics, National Assessment of Educational Progress (NAEP), 2011 Reading Assessment.

School-Level Combined Reports Data for Lenawee ISD, Madison School District (Lenawee), Madison Middle School

NAEP 2011 Grade 8 Reading Results

	Percent of Students	Percent below Basic	Percent Basic	Percent Proficient	Percent Advanced
All Students	100	23	45	29	3
Male	50	28	47	24	2
Female	50	18	43	35	4
National Lunch Program Eligibility	42	35	46	18	0
Eligible	58	14	44	37	4
Not Eligible					
Info not available					
Race Ethnicity					
White	74	18	46	33	3
Black	16	46	43	10	0
Hispanic	4	25	50	25	1
Asian	3	19	27	39	14
American Indian	1	‡	‡	‡	‡
Native		‡	‡	‡	‡
Hawaiian/Pacific	1	‡	‡	‡	‡
Islander					
Two or More Races					
Student classified as having a disability	12	67	27	6	0
SD	88	19	46	31	3
Not SD					
Student is an English Language Learner	2	52	40	8	0
ELL	98	22	45	30	3
Not ELL					

Rounds to zero

‡ Reporting Standards not met.

NOTE: Detail may not sum to totals because of rounding. Some apparent differences between estimates may not be statistically significant.

SOURCE: U.S. Department of Education, Institute of Education Sciences, National Center for Education Statistics, National Assessment of Educational Progress (NAEP), 2011 Reading Assessment.

School-Level Combined Reports Data for Lenawee ISD, Madison School District (Lenawee), Madison Middle School

Grade	Subject	Participation Rate for Students with Disabilities	Standard Error	Participation Rate for Limited English Proficient Students	Standard Error
4	Math	85	2.0	73	3.3
		75	3.1	93	2.4
8	Math	73	2.5	83	4.7
		63	3.3	79	4.5

MADISON SCHOOL DISTRICT

3498 Treat Hwy. • Adrian, MI 49221 • (517)263-0741 • Fax (517)265-5635

**James L.
Hartley**
Superintendent

August 20, 2012

**Kristin E.
Thomas**
High School
Principal

Connie J. Ries
Assistant High
School Principal

**Brad G.
Anschuetz**
Middle School
Principal

**Nicholaus P.
Whiteley**
Middle School
Assistant
Principal

**Nathan T.
Pechaitis**
Upper
Elementary
Principal

**Linda J.
Kaufman**
Early
Elementary
Principal

**Eric M.
Frederick**
Elementary
Assistant
Principal

Dear Parents and Community Members:

We are pleased to present you with the Annual Education Report (AER) which provides key information on the 2011-2012 educational progress for Madison Elementary School. The AER addresses the complex reporting information required by Federal and State laws. The school's report contains information about student assessment, Adequate Yearly Progress (AYP) and teacher quality. If you have any questions about the AER, please contact Nate Pechaitis or Linda Kaufman for assistance.

The AER is available for you to review electronically by visiting the following web site <http://madisonk12.us> or you may review a copy from the principal's office at your child's school.

For 2011-2012, Madison Elementary School made Adequate Yearly Progress (AYP) in the tested subjects (mathematics, reading, science). From the state of Michigan's "Top-to-Bottom" list, Madison was ranked in the 75th percentile. While we are pleased to be ranked highly, we are continuously working to improve. We appreciate the continued support of parents, staff and our community in this effort.

Our school improvement team has identified four goals for academic improvement. They are in the areas of reading, writing, mathematics and science. The School Improvement Plan for the 2012-2013 school year can be found at <http://madisonk12.us>. The elementary improvement plan is reflective of the K-12 district improvement plan and is highly aligned with our students' needs. Each of the four goals includes action steps for our students, families and staff. As a staff, we will work collaboratively on a regular basis to examine data and student work to provide us with direction as we make instructional decisions to meet our goals. In addition, our staff will participate in ongoing professional development opportunities that will help us to reach these goals.

Research from The Center for Comprehensive School Reform and Improvement has shown that increased parent involvement in schools leads to improvements in student behavior, attendance, and achievement.

MADISON SCHOOL DISTRICT

3498 Treat Hwy. • Adrian, MI 49221 • (517)263-0741 • Fax (517)265-5635

James L. Hartley
Superintendent

Kristin E. Thomas
High School
Principal

Connie J. Ries
Assistant High
School Principal

Brad G. Anschuetz
Middle School
Principal

Nicholaus P. Whiteley
Middle School
Assistant
Principal

Nathan T. Pechaitis
Upper
Elementary
Principal

Linda J. Kaufman
Early
Elementary
Principal

Eric M. Frederick
Elementary
Assistant
Principal

At Madison Elementary School, we strongly believe in forming productive partnerships with our families and community. There are many opportunities for parent and community involvement throughout the school year. It is our staff's belief that an increase in involvement will be beneficial to our students and will support students' academic progress. Opportunities include, but are not limited to: volunteering in a classroom, participating in our Striving to Achieve Reading Success (STARS) program, attending parenting workshops coordinated by our Parent Educator, participating in our Parents And Teachers Together (PATT) meetings and events, bringing your children to our academic nights (Math Night, Soup and Story Night, Reading Night, etc.), or by joining us at one of our various celebrations throughout the year. To stay informed, parents can visit our website [Madison Elementary School](#). We update the website with calendars, newsletters, and announcements almost every day.

State law requires that we also report the following information:

Process for assigning pupils to the school:

Madison Schools accepts School of Choice students in addition to students who live in the district. Non-resident students, wishing to enroll, may pick up an application for School of Choice from the District Central Office. Applications for the 2011- 2012 school year are being accepted through Friday, September 9, 2011. All students new to Madison School District may pick up an enrollment packet from the District Central Office.

Students entering the Young 5s program or kindergarten are required by law to have reached the age of 5 by December 1st of that school year. Students are screened using Brigance to assist in determining classroom placement in the Young 5s and Kindergarten.

All students are placed in the least restrictive environment in the core academic curriculum. An individualized plan is put in place to ensure that students with special needs have access to learning opportunities. Accommodations are made so that all students can be successful.

School Improvement Plan

In 2011-2012 the Elementary School Improvement Team identified goals to improve upon in the areas of reading, writing and mathematics. We made great strides in implementing strategies to improve these areas and began to see success. During the 2010 - 2011 school year we collected data, initiated intervention strategies and participated in professional development to continue to strengthen these goals. We have reflected on

MADISON SCHOOL DISTRICT

3498 Treat Hwy. • Adrian, MI 49221 • (517)263-0741 • Fax (517)265-5635

James L. Hartley
Superintendent

our progress and updated our goals to better meet the needs of all of our students. In doing so, we have included the area of science for the 2012-2013 school year.

Kristin E. Thomas
High School
Principal

2011-2012 Specialized Schools Annual Report

The students of Madison School District receive special education services with support from the Lenawee Intermediate School District (LISD). In addition to the specialized schools, students receive diagnostic testing, school psychology, school social work, physical and occupational therapy, career technical education, special needs training and speech pathology services.

Connie J. Ries
Assistant High
School Principal

Brad G. Anschuetz
Middle School
Principal

The Lenawee Intermediate School District provides educational services to students from birth through age 26 who have severe handicaps. Students with severe physical, mental, emotional or sensory impairments may receive their educational program at a classroom operated by the LISD. Local districts operate special education classrooms open to students from other districts.

Nicholaus P. Whiteley
Middle School
Assistant
Principal

The LISD operates the Laura Haviland Program for elementary, middle and high school students with severe emotional and behavioral impairments. In cooperation with the Lenawee County Probate Court, the LISD operates the juvenile education program housed at the Maurice Spear Campus.

Nathan T. Pechaitis
Upper
Elementary
Principal

The LISD operates special education classrooms in local districts including a classroom for students with hearing impairments in Madison; and classrooms for students with cognitive impairments in Tecumseh and Adrian.

Linda J. Kaufman
Early
Elementary
Principal

Core Curriculum

In 2011-2012 school year our curriculum was based on the Common Core State Standards and the Michigan Grade Level Content Expectations. These expectations can be accessed at the [Michigan Department of Education website](http://www.corestandards.org). The Common Core State Standards can be accessed at <http://www.corestandards.org>.

Eric M. Frederick
Elementary
Assistant
Principal

Aggregate Student Achievement Results

Madison Elementary School universally screened all students in reading and mathematics for grades K-5 three times in 2011-2012, using NWEA and AIMSweb. Both assessments are based on national norms that allow us to progress monitor individual students so we can individualize instruction for each and every student. Looking at the data we have

MADISON SCHOOL DISTRICT

3498 Treat Hwy. • Adrian, MI 49221 • (517)263-0741 • Fax (517)265-5635

**James L.
Hartley**
Superintendent

**Kristin E.
Thomas**
High School
Principal

Connie J. Ries
Assistant High
School Principal

**Brad G.
Anschuetz**
Middle School
Principal

**Nicholaus P.
Whiteley**
Middle School
Assistant
Principal

**Nathan T.
Pechaitis**
Upper
Elementary
Principal

**Linda J.
Kaufman**
Early
Elementary
Principal

**Eric M.
Frederick**
Elementary
Assistant
Principal

collected from these assessments, we have observed a great deal of student academic achievement growth in all grade levels. While we have seen progress in the 2011-12 school year, it is our goal to continue to raise expectations for high achievement, while providing support to students, families and staff.

Parent Teacher Conference Attendance

% of students represented by parents at Parent-Teacher Conferences	
Fall 2011	93%
Spring 2012	92%

Our mission at Madison School District is to develop each student to their full potential in order to be successful in an ever-changing world. To accomplish this we act in partnership with parents and our community to provide a safe and respectful environment where all children have the opportunity to grow emotionally, socially, and academically. We believe that upholding high standards for students and staff will build life-long learners. We are extremely proud of our school, faculty, and student accomplishments.

Congratulations to the Madison Family for a wonderful year. We look forward to another successful year.

Sincerely,

Linda Kaufman & Nate Pechaitis

School-Level Combined Reports Data for Lenawee ISD, Madison School District (Lenawee), Madison Elementary School

Student Assessment Data - Michigan Educational Assessment Program (MEAP)

Subject	Grade	Student Group	School Year	% Students Tested	State % Students Proficient	District % Students Proficient	School % Students Proficient	% Advanced (Level 1)	% Proficient (Level 2)	% Partially Proficient (Level 3)	% Not Proficient (Level 4)
English Language Arts / Reading	03	All Students	2010-11	98.5%	63.2%	65.9%	65.9%	10.6%	55.3%	22%	12.1%
English Language Arts / Reading	03	All Students	2011-12	100%	62.4%	62.6%	62.6%	7%	55.7%	29.6%	7.8%
English Language Arts / Reading	03	Asian	2010-11	<10	76.7%	<10	<10	<10	<10	<10	<10
English Language Arts / Reading	03	Asian	2011-12	<10	73.7%	<10	<10	<10	<10	<10	<10
English Language Arts / Reading	03	Black or African American	2010-11	<10	40.6%	<10	<10	<10	<10	<10	<10
English Language Arts / Reading	03	Black or African American	2011-12	<10	38.4%	<10	<10	<10	<10	<10	<10
English Language Arts / Reading	03	Hispanic or Latino	2010-11	100%	47.3%	65%	65%	12.5%	52.5%	22.5%	12.5%
English Language Arts / Reading	03	Hispanic or Latino	2011-12	100%	47.6%	58.8%	58.8%	2.9%	55.9%	32.4%	8.8%
English Language Arts / Reading	03	Two or More Races	2011-12	<10	63%	<10	<10	<10	<10	<10	<10
English Language Arts / Reading	03	White	2010-11	98.8%	70.3%	67.5%	67.5%	10%	57.5%	23.8%	8.8%
English Language Arts / Reading	03	White	2011-12	100%	69.8%	64.8%	64.8%	9.9%	54.9%	29.6%	5.6%
English Language Arts / Reading	03	Female	2010-11	100%	66.8%	76.5%	76.5%	11.8%	64.7%	17.6%	5.9%
English Language Arts / Reading	03	Female	2011-12	100%	65.9%	66.1%	66.1%	6.8%	59.3%	30.5%	3.4%
English Language Arts / Reading	03	Male	2010-11	97%	59.6%	54.7%	54.7%	9.4%	45.3%	26.6%	18.8%

School-Level Combined Reports Data for Lenawee ISD, Madison School District (Lenawee), Madison Elementary School

Student Assessment Data - Michigan Educational Assessment Program (MEAP)

Subject	Grade	Student Group	School Year	% Students Tested	State % Students Proficient	District % Students Proficient	School % Students Proficient	% Advanced (Level 1)	% Proficient (Level 2)	% Partially Proficient (Level 3)	% Not Proficient (Level 4)
English Language Arts / Reading	03	Male	2011-12	100%	59%	58.9%	58.9%	7.1%	51.8%	28.6%	12.5%
English Language Arts / Reading	03	Economically Disadvantaged	2010-11	97.9%	50.3%	63.8%	63.8%	10.6%	53.2%	24.5%	11.7%
English Language Arts / Reading	03	Economically Disadvantaged	2011-12	100%	49.5%	67.1%	67.1%	3.7%	63.4%	24.4%	8.5%
English Language Arts / Reading	03	Students with Disabilities	2010-11	87.5%	32.2%	35.7%	35.7%	0%	35.7%	28.6%	35.7%
English Language Arts / Reading	03	Students with Disabilities	2011-12	<10	34.3%	<10	<10	<10	<10	<10	<10
English Language Arts / Reading	04	All Students	2010-11	97.4%	63.5%	60.2%	60.2%	3.5%	56.6%	29.2%	10.6%
English Language Arts / Reading	04	All Students	2011-12	100%	67.7%	65.3%	65.3%	5.6%	59.7%	25%	9.7%
English Language Arts / Reading	04	American Indian or Alaska Native	2010-11	<10	52.9%	<10	<10	<10	<10	<10	<10
English Language Arts / Reading	04	Asian	2011-12	<10	81%	<10	<10	<10	<10	<10	<10
English Language Arts / Reading	04	Black or African American	2010-11	90%	40.8%	<10	<10	<10	<10	<10	<10
English Language Arts / Reading	04	Black or African American	2011-12	<10	45.1%	<10	<10	<10	<10	<10	<10
English Language Arts / Reading	04	Hispanic or Latino	2010-11	100%	49.8%	37.8%	37.8%	0%	37.8%	48.9%	13.3%
English Language Arts / Reading	04	Hispanic or Latino	2011-12	100%	54.1%	76.3%	76.3%	5.3%	71.1%	13.2%	10.5%
English Language Arts / Reading	04	Two or More Races	2011-12	<10	66.6%	<10	<10	<10	<10	<10	<10

School-Level Combined Reports Data for Lenawee ISD, Madison School District (Lenawee), Madison Elementary School

Student Assessment Data - Michigan Educational Assessment Program (MEAP)

Subject	Grade	Student Group	School Year	% Students Tested	State % Students Proficient	District % Students Proficient	School % Students Proficient	% Advanced (Level 1)	% Proficient (Level 2)	% Partially Proficient (Level 3)	% Not Proficient (Level 4)
English Language Arts / Reading	04	White	2010-11	96.7%	70.5%	70.7%	70.7%	6.9%	63.8%	19%	10.3%
English Language Arts / Reading	04	White	2011-12	100%	74.4%	63.2%	63.2%	6.6%	56.6%	30.3%	6.6%
English Language Arts / Reading	04	Female	2010-11	96.9%	67.4%	65.1%	65.1%	3.2%	61.9%	27%	7.9%
English Language Arts / Reading	04	Female	2011-12	100%	71.7%	72.3%	72.3%	9.2%	63.1%	18.5%	9.2%
English Language Arts / Reading	04	Male	2010-11	98%	59.7%	54%	54%	4%	50%	32%	14%
English Language Arts / Reading	04	Male	2011-12	100%	63.7%	57.6%	57.6%	1.7%	55.9%	32.2%	10.2%
English Language Arts / Reading	04	Economically Disadvantaged	2010-11	96.1%	50%	46.6%	46.6%	0%	46.6%	38.4%	15.1%
English Language Arts / Reading	04	Economically Disadvantaged	2011-12	100%	55%	63.6%	63.6%	4.5%	59.1%	25%	11.4%
English Language Arts / Reading	04	Students with Disabilities	2010-11	80%	29.7%	41.7%	41.7%	0%	41.7%	25%	33.3%
English Language Arts / Reading	04	Students with Disabilities	2011-12	100%	35%	30%	30%	0%	30%	30%	40%
English Language Arts / Reading	05	All Students	2010-11	99.1%	65.3%	66%	66%	10.4%	55.7%	22.6%	11.3%
English Language Arts / Reading	05	All Students	2011-12	100%	68.8%	75%	75%	11.5%	63.5%	15.4%	9.6%
English Language Arts / Reading	05	American Indian or Alaska Native	2010-11	<10	58.3%	<10	<10	<10	<10	<10	<10
English Language Arts / Reading	05	American Indian or Alaska Native	2011-12	<10	58.9%	<10	<10	<10	<10	<10	<10

School-Level Combined Reports Data for Lenawee ISD, Madison School District (Lenawee), Madison Elementary School

Student Assessment Data - Michigan Educational Assessment Program (MEAP)

Subject	Grade	Student Group	School Year	% Students Tested	State % Students Proficient	District % Students Proficient	School % Students Proficient	% Advanced (Level 1)	% Proficient (Level 2)	% Partially Proficient (Level 3)	% Not Proficient (Level 4)
English Language Arts / Reading	05	Asian	2011-12	<10	81.1%	<10	<10	<10	<10	<10	<10
English Language Arts / Reading	05	Black or African American	2010-11	<10	45.4%	<10	<10	<10	<10	<10	<10
English Language Arts / Reading	05	Black or African American	2011-12	<10	48.3%	<10	<10	<10	<10	<10	<10
English Language Arts / Reading	05	Hispanic or Latino	2010-11	97%	51.8%	53.1%	53.1%	3.1%	50%	28.1%	18.8%
English Language Arts / Reading	05	Hispanic or Latino	2011-12	100%	57%	69.4%	69.4%	0%	69.4%	13.9%	16.7%
English Language Arts / Reading	05	White	2010-11	100%	71.4%	72.7%	72.7%	15.2%	57.6%	19.7%	7.6%
English Language Arts / Reading	05	White	2011-12	100%	74.8%	82.1%	82.1%	21.4%	60.7%	12.5%	5.4%
English Language Arts / Reading	05	Female	2010-11	100%	68.4%	66.2%	66.2%	13.8%	52.3%	24.6%	9.2%
English Language Arts / Reading	05	Female	2011-12	100%	71.7%	77.6%	77.6%	6.9%	70.7%	15.5%	6.9%
English Language Arts / Reading	05	Male	2010-11	97.6%	62.2%	65.9%	65.9%	4.9%	61%	19.5%	14.6%
English Language Arts / Reading	05	Male	2011-12	100%	65.9%	71.7%	71.7%	17.4%	54.3%	15.2%	13%
English Language Arts / Reading	05	Economically Disadvantaged	2010-11	98.6%	51.9%	58%	58%	8.7%	49.3%	27.5%	14.5%
English Language Arts / Reading	05	Economically Disadvantaged	2011-12	100%	56.1%	66.7%	66.7%	7.6%	59.1%	19.7%	13.6%
English Language Arts / Reading	05	Students with Disabilities	2010-11	<10	28%	<10	<10	<10	<10	<10	<10

School-Level Combined Reports Data for Lenawee ISD, Madison School District (Lenawee), Madison Elementary School

Student Assessment Data - Michigan Educational Assessment Program (MEAP)

Subject	Grade	Student Group	School Year	% Students Tested	State % Students Proficient	District % Students Proficient	School % Students Proficient	% Advanced (Level 1)	% Proficient (Level 2)	% Partially Proficient (Level 3)	% Not Proficient (Level 4)
English Language Arts / Reading	05	Students with Disabilities	2011-12	<10	34.2%	<10	<10	<10	<10	<10	<10
Mathematics	03	All Students	2010-11	99.3%	34.8%	31.6%	31.6%	0%	31.6%	30.1%	38.3%
Mathematics	03	All Students	2011-12	100%	36.3%	35.6%	35.6%	0.8%	34.7%	24.6%	39.8%
Mathematics	03	American Indian or Alaska Native	2010-11	<10	24.2%	<10	<10	<10	<10	<10	<10
Mathematics	03	Asian	2010-11	<10	64.3%	<10	<10	<10	<10	<10	<10
Mathematics	03	Asian	2011-12	<10	62.9%	<10	<10	<10	<10	<10	<10
Mathematics	03	Black or African American	2010-11	<10	14.6%	<10	<10	<10	<10	<10	<10
Mathematics	03	Black or African American	2011-12	<10	14.5%	<10	<10	<10	<10	<10	<10
Mathematics	03	Hispanic or Latino	2010-11	100%	21.8%	42.5%	42.5%	0%	42.5%	22.5%	35%
Mathematics	03	Hispanic or Latino	2011-12	100%	23%	28.6%	28.6%	0%	28.6%	20%	51.4%
Mathematics	03	Two or More Races	2011-12	<10	34.4%	<10	<10	<10	<10	<10	<10
Mathematics	03	White	2010-11	98.8%	40.5%	27.5%	27.5%	0%	27.5%	38.8%	33.8%
Mathematics	03	White	2011-12	100%	42.3%	41.1%	41.1%	1.4%	39.7%	27.4%	31.5%
Mathematics	03	Female	2010-11	100%	33.4%	33.8%	33.8%	0%	33.8%	30.9%	35.3%
Mathematics	03	Female	2011-12	100%	34.9%	33.9%	33.9%	1.7%	32.2%	25.4%	40.7%
Mathematics	03	Male	2010-11	98.5%	36.3%	29.2%	29.2%	0%	29.2%	29.2%	41.5%
Mathematics	03	Male	2011-12	100%	37.6%	37.3%	37.3%	0%	37.3%	23.7%	39%
Mathematics	03	Economically Disadvantaged	2010-11	99%	21.6%	31.6%	31.6%	0%	31.6%	31.6%	36.8%
Mathematics	03	Economically Disadvantaged	2011-12	100%	23%	28.6%	28.6%	0%	28.6%	27.4%	44%
Mathematics	03	Students with Disabilities	2010-11	93.8%	17.2%	6.7%	6.7%	0%	6.7%	13.3%	80%
Mathematics	03	Students with Disabilities	2011-12	100%	18.5%	20%	20%	0%	20%	30%	50%
Mathematics	04	All Students	2010-11	98.3%	39.6%	33.3%	33.3%	0.9%	32.5%	20.2%	46.5%
Mathematics	04	All Students	2011-12	100%	39.9%	37.3%	37.3%	0.8%	36.5%	25.4%	37.3%
Mathematics	04	American Indian or Alaska Native	2010-11	<10	25.8%	<10	<10	<10	<10	<10	<10

School-Level Combined Reports Data for Lenawee ISD, Madison School District (Lenawee), Madison Elementary School

Student Assessment Data - Michigan Educational Assessment Program (MEAP)

Subject	Grade	Student Group	School Year	% Students Tested	State % Students Proficient	District % Students Proficient	School % Students Proficient	% Advanced (Level 1)	% Proficient (Level 2)	% Partially Proficient (Level 3)	% Not Proficient (Level 4)
Mathematics	04	American Indian or Alaska Native	2011-12	<10	29.9%	<10	<10	<10	<10	<10	<10
Mathematics	04	Asian	2011-12	<10	68.1%	<10	<10	<10	<10	<10	<10
Mathematics	04	Black or African American	2010-11	100%	17.3%	30%	30%	0%	30%	20%	50%
Mathematics	04	Black or African American	2011-12	<10	15.9%	<10	<10	<10	<10	<10	<10
Mathematics	04	Hispanic or Latino	2010-11	95.6%	25.1%	16.3%	16.3%	0%	16.3%	23.3%	60.5%
Mathematics	04	Hispanic or Latino	2011-12	100%	26.1%	48.6%	48.6%	0%	48.6%	16.2%	35.1%
Mathematics	04	Two or More Races	2011-12	<10	38.6%	<10	<10	<10	<10	<10	<10
Mathematics	04	White	2010-11	100%	46%	45%	45%	1.7%	43.3%	18.3%	36.7%
Mathematics	04	White	2011-12	100%	46.4%	34.6%	34.6%	1.3%	33.3%	29.5%	35.9%
Mathematics	04	Female	2010-11	96.9%	37.8%	31.7%	31.7%	0%	31.7%	20.6%	47.6%
Mathematics	04	Female	2011-12	100%	38.5%	35.8%	35.8%	0%	35.8%	28.4%	35.8%
Mathematics	04	Male	2010-11	100%	41.4%	35.3%	35.3%	2%	33.3%	19.6%	45.1%
Mathematics	04	Male	2011-12	100%	41.2%	39%	39%	1.7%	37.3%	22%	39%
Mathematics	04	Economically Disadvantaged	2010-11	97.4%	25.3%	21.6%	21.6%	0%	21.6%	17.6%	60.8%
Mathematics	04	Economically Disadvantaged	2011-12	100%	25.3%	36%	36%	1.1%	34.8%	24.7%	39.3%
Mathematics	04	Students with Disabilities	2010-11	86.7%	18.2%	15.4%	15.4%	0%	15.4%	7.7%	76.9%
Mathematics	04	Students with Disabilities	2011-12	100%	18.3%	9.1%	9.1%	0%	9.1%	27.3%	63.6%
Mathematics	05	All Students	2010-11	99.1%	38.5%	36.8%	36.8%	0.9%	35.8%	25.5%	37.7%
Mathematics	05	All Students	2011-12	100%	39.6%	49.1%	49.1%	3.6%	45.5%	20.9%	30%
Mathematics	05	American Indian or Alaska Native	2010-11	<10	27.1%	<10	<10	<10	<10	<10	<10
Mathematics	05	American Indian or Alaska Native	2011-12	<10	25.2%	<10	<10	<10	<10	<10	<10
Mathematics	05	Asian	2011-12	<10	71.4%	<10	<10	<10	<10	<10	<10
Mathematics	05	Black or African American	2010-11	<10	17.5%	<10	<10	<10	<10	<10	<10
Mathematics	05	Black or African American	2011-12	<10	17%	<10	<10	<10	<10	<10	<10

School-Level Combined Reports Data for Lenawee ISD, Madison School District (Lenawee), Madison Elementary School

Student Assessment Data - Michigan Educational Assessment Program (MEAP)

Subject	Grade	Student Group	School Year	% Students Tested	State % Students Proficient	District % Students Proficient	School % Students Proficient	% Advanced (Level 1)	% Proficient (Level 2)	% Partially Proficient (Level 3)	% Not Proficient (Level 4)
Mathematics	05	Hispanic or Latino	2010-11	97%	24.6%	25%	25%	0%	25%	21.9%	53.1%
Mathematics	05	Hispanic or Latino	2011-12	100%	26.2%	38.5%	38.5%	0%	38.5%	23.1%	38.5%
Mathematics	05	White	2010-11	100%	44.2%	45.5%	45.5%	1.5%	43.9%	25.8%	28.8%
Mathematics	05	White	2011-12	100%	45.7%	54.2%	54.2%	6.8%	47.5%	22%	23.7%
Mathematics	05	Female	2010-11	100%	36.3%	33.8%	33.8%	1.5%	32.3%	30.8%	35.4%
Mathematics	05	Female	2011-12	100%	37.5%	41.9%	41.9%	1.6%	40.3%	25.8%	32.3%
Mathematics	05	Male	2010-11	97.6%	40.6%	41.5%	41.5%	0%	41.5%	17.1%	41.5%
Mathematics	05	Male	2011-12	100%	41.6%	58.3%	58.3%	6.3%	52.1%	14.6%	27.1%
Mathematics	05	Economically Disadvantaged	2010-11	98.6%	24.1%	24.6%	24.6%	0%	24.6%	30.4%	44.9%
Mathematics	05	Economically Disadvantaged	2011-12	100%	24.9%	41.7%	41.7%	4.2%	37.5%	23.6%	34.7%
Mathematics	05	Students with Disabilities	2010-11	<10	14.4%	<10	<10	<10	<10	<10	<10
Mathematics	05	Students with Disabilities	2011-12	100%	16%	33.3%	33.3%	0%	33.3%	16.7%	50%
Science	05	All Students	2010-11	100%	17.4%	11.2%	11.2%	3.7%	7.5%	32.7%	56.1%
Science	05	All Students	2011-12	100%	15.3%	8.9%	8.9%	4.5%	4.5%	28.6%	62.5%
Science	05	American Indian or Alaska Native	2010-11	<10	9.6%	<10	<10	<10	<10	<10	<10
Science	05	American Indian or Alaska Native	2011-12	<10	8.2%	<10	<10	<10	<10	<10	<10
Science	05	Asian	2011-12	<10	28.9%	<10	<10	<10	<10	<10	<10
Science	05	Black or African American	2010-11	<10	4.1%	<10	<10	<10	<10	<10	<10
Science	05	Black or African American	2011-12	<10	3.2%	<10	<10	<10	<10	<10	<10
Science	05	Hispanic or Latino	2010-11	100%	7.4%	6.1%	6.1%	3%	3%	21.2%	72.7%
Science	05	Hispanic or Latino	2011-12	100%	6.2%	0%	0%	0%	0%	23.1%	76.9%
Science	05	White	2010-11	100%	21.4%	13.6%	13.6%	3%	10.6%	40.9%	45.5%
Science	05	White	2011-12	100%	18.9%	16.4%	16.4%	8.2%	8.2%	27.9%	55.7%
Science	05	Female	2010-11	100%	15.5%	13.8%	13.8%	3.1%	10.8%	30.8%	55.4%
Science	05	Female	2011-12	100%	13.6%	4.7%	4.7%	0%	4.7%	32.8%	62.5%
Science	05	Male	2010-11	100%	19.1%	7.1%	7.1%	4.8%	2.4%	35.7%	57.1%

School-Level Combined Reports Data for Lenawee ISD, Madison School District (Lenawee), Madison Elementary School

Student Assessment Data - Michigan Educational Assessment Program (MEAP)

Subject	Grade	Student Group	School Year	% Students Tested	State % Students Proficient	District % Students Proficient	School % Students Proficient	% Advanced (Level 1)	% Proficient (Level 2)	% Partially Proficient (Level 3)	% Not Proficient (Level 4)
Science	05	Male	2011-12	100%	17%	14.6%	14.6%	10.4%	4.2%	22.9%	62.5%
Science	05	Economically Disadvantaged	2010-11	100%	8.3%	5.7%	5.7%	0%	5.7%	25.7%	68.6%
Science	05	Economically Disadvantaged	2011-12	100%	7%	6.8%	6.8%	4.1%	2.7%	20.5%	72.6%
Science	05	Students with Disabilities	2010-11	<10	5.8%	<10	<10	<10	<10	<10	<10
Science	05	Students with Disabilities	2011-12	100%	5.5%	0%	0%	0%	0%	0%	100%

School-Level Combined Reports Data for Lenawee ISD, Madison School District (Lenawee), Madison Elementary School

Student Assessment Data - Michigan Merit Examination (MME)

Subject	Grade	Student Group	School Year	% Students Tested	State % Students Proficient	District % Students Proficient	School % Students Proficient	% Advanced (Level 1)	% Proficient (Level 2)	% Partially Proficient (Level 3)	% Not Proficient (Level 4)
---------	-------	---------------	-------------	-------------------	-----------------------------	--------------------------------	------------------------------	----------------------	------------------------	----------------------------------	----------------------------

School-Level Combined Reports Data for Lenawee ISD, Madison School District (Lenawee), Madison Elementary School

Student Assessment Data - MI-Access : Functional Independence

Subject	Grade	Student Group	School Year	% Students Tested	State % Students Proficient	District % Students Proficient	School % Students Proficient	% Surpassed (Level 1)	% Attained (Level 2)	% Emerging (Level 3)
Mathematics	03	All Students	2010-11	<10	74.7%	<10	<10	<10	<10	<10
Mathematics	03	All Students	2011-12	<10	72%	<10	<10	<10	<10	<10
Mathematics	03	Hispanic or Latino	2010-11	<10	81.2%	<10	<10	<10	<10	<10
Mathematics	03	Hispanic or Latino	2011-12	<10	73.5%	<10	<10	<10	<10	<10
Mathematics	03	Female	2010-11	<10	73.5%	<10	<10	<10	<10	<10
Mathematics	03	Female	2011-12	<10	69.9%	<10	<10	<10	<10	<10
Mathematics	03	Male	2011-12	<10	73.1%	<10	<10	<10	<10	<10
Mathematics	04	All Students	2010-11	<10	82.9%	<10	<10	<10	<10	<10
Mathematics	04	All Students	2011-12	<10	81.9%	<10	<10	<10	<10	<10
Mathematics	04	Hispanic or Latino	2011-12	<10	84.7%	<10	<10	<10	<10	<10
Mathematics	04	White	2010-11	<10	84.3%	<10	<10	<10	<10	<10
Mathematics	04	White	2011-12	<10	84%	<10	<10	<10	<10	<10
Mathematics	04	Male	2010-11	<10	84.3%	<10	<10	<10	<10	<10
Mathematics	04	Male	2011-12	<10	82%	<10	<10	<10	<10	<10
Mathematics	05	All Students	2010-11	<10	71.6%	<10	<10	<10	<10	<10
Mathematics	05	All Students	2011-12	<10	69.9%	<10	<10	<10	<10	<10
Mathematics	05	Black or African American	2010-11	<10	64.5%	<10	<10	<10	<10	<10
Mathematics	05	Hispanic or Latino	2010-11	<10	76.7%	<10	<10	<10	<10	<10
Mathematics	05	White	2010-11	<10	73.6%	<10	<10	<10	<10	<10
Mathematics	05	White	2011-12	<10	73.3%	<10	<10	<10	<10	<10
Mathematics	05	Female	2010-11	<10	66.4%	<10	<10	<10	<10	<10
Mathematics	05	Male	2010-11	<10	74.4%	<10	<10	<10	<10	<10
Mathematics	05	Male	2011-12	<10	72.2%	<10	<10	<10	<10	<10
Science	05	All Students	2010-11	<10	56.8%	<10	<10	<10	<10	<10
Science	05	All Students	2011-12	<10	45.4%	<10	<10	<10	<10	<10
Science	05	Black or African American	2010-11	<10	47.1%	<10	<10	<10	<10	<10
Science	05	Hispanic or Latino	2010-11	<10	52.2%	<10	<10	<10	<10	<10
Science	05	White	2010-11	<10	61.3%	<10	<10	<10	<10	<10
Science	05	White	2011-12	<10	49.6%	<10	<10	<10	<10	<10
Science	05	Female	2010-11	<10	51.6%	<10	<10	<10	<10	<10
Science	05	Male	2010-11	<10	59.6%	<10	<10	<10	<10	<10
Science	05	Male	2011-12	<10	47.6%	<10	<10	<10	<10	<10

School-Level Combined Reports Data for Lenawee ISD, Madison School District (Lenawee), Madison Elementary School

Student Assessment Data - MI-Access : Supported Independence

Subject	Grade	Student Group	School Year	% Students Tested	State % Students Proficient	District % Students Proficient	School % Students Proficient	% Surpassed (Level 1)	% Attained (Level 2)	% Emerging (Level 3)
English Language Arts	05	All Students	2010-11	<10	75.2%	<10	<10	<10	<10	<10
English Language Arts	05	Hispanic or Latino	2010-11	<10	90.3%	<10	<10	<10	<10	<10
English Language Arts	05	Male	2010-11	<10	75.7%	<10	<10	<10	<10	<10
Mathematics	05	All Students	2010-11	<10	84.6%	<10	<10	<10	<10	<10
Mathematics	05	Hispanic or Latino	2010-11	<10	93.5%	<10	<10	<10	<10	<10
Mathematics	05	Male	2010-11	<10	84.5%	<10	<10	<10	<10	<10
Science	05	All Students	2010-11	<10	78.2%	<10	<10	<10	<10	<10
Science	05	Hispanic or Latino	2010-11	<10	90.3%	<10	<10	<10	<10	<10
Science	05	Male	2010-11	<10	77.5%	<10	<10	<10	<10	<10

School-Level Combined Reports Data for Lenawee ISD, Madison School District (Lenawee), Madison Elementary School

Student Assessment Data - MI-Access : Participation

Subject	Grade	Student Group	School Year	% Students Tested	State % Students Proficient	District % Students Proficient	School % Students Proficient	% Surpassed (Level 1)	% Attained (Level 2)	% Emerging (Level 3)
---------	-------	---------------	-------------	-------------------	-----------------------------	--------------------------------	------------------------------	-----------------------	----------------------	----------------------

School-Level Combined Reports Data for Lenawee ISD, Madison School District (Lenawee), Madison Elementary School

Student Assessment Data - MEAP-Access

Subject	Grade	Student Group	School Year	% Students Tested	State % Students Proficient	District % Students Proficient	School % Students Proficient	% Level 1	% Level 2	% Level 3
Reading	03	All Students	2011-12	<10	42.1%	<10	<10	<10	<10	<10
Reading	03	White	2011-12	<10	42.3%	<10	<10	<10	<10	<10
Reading	03	Male	2011-12	<10	40.8%	<10	<10	<10	<10	<10
Reading	03	Economically Disadvantaged	2011-12	<10	39.1%	<10	<10	<10	<10	<10
Reading	04	All Students	2011-12	80%	45.8%	50%	50%	50%	0%	50%
Reading	04	American Indian or Alaska Native	2011-12	<10	84.6%	<10	<10	<10	<10	<10
Reading	04	Hispanic or Latino	2011-12	<10	42%	<10	<10	<10	<10	<10
Reading	04	White	2011-12	66.7%	50.6%	50%	50%	50%	0%	50%
Reading	04	Female	2011-12	50%	46.6%	<10	<10	<10	<10	<10
Reading	04	Male	2011-12	100%	47.6%	66.7%	66.7%	66.7%	0%	33.3%
Reading	04	Economically Disadvantaged	2011-12	100%	44.5%	50%	50%	50%	0%	50%
Reading	05	All Students	2011-12	100%	55%	100%	100%	50%	50%	0%
Reading	05	Hispanic or Latino	2011-12	<10	52.3%	<10	<10	<10	<10	<10
Reading	05	White	2011-12	100%	61.1%	100%	100%	50%	50%	0%
Reading	05	Female	2011-12	100%	57.3%	100%	100%	25%	75%	0%
Reading	05	Male	2011-12	<10	56.8%	<10	<10	<10	<10	<10
Reading	05	Economically Disadvantaged	2011-12	100%	52.8%	100%	100%	60%	40%	0%
Mathematics	04	All Students	2011-12	100%	55.1%	100%	100%	33.3%	66.7%	0%
Mathematics	04	Hispanic or Latino	2011-12	<10	53.6%	<10	<10	<10	<10	<10
Mathematics	04	White	2011-12	<10	61%	<10	<10	<10	<10	<10
Mathematics	04	Female	2011-12	<10	53.4%	<10	<10	<10	<10	<10
Mathematics	04	Male	2011-12	<10	58.9%	<10	<10	<10	<10	<10
Mathematics	04	Economically Disadvantaged	2011-12	100%	54.6%	100%	100%	33.3%	66.7%	0%
Mathematics	05	All Students	2011-12	100%	59.9%	100%	100%	50%	50%	0%
Mathematics	05	White	2011-12	<10	67.5%	<10	<10	<10	<10	<10
Mathematics	05	Female	2011-12	<10	59.2%	<10	<10	<10	<10	<10
Mathematics	05	Economically Disadvantaged	2011-12	<10	59.3%	<10	<10	<10	<10	<10

School-Level Combined Reports Data for Lenawee ISD, Madison School District (Lenawee), Madison Elementary School

AYP Detail Data

Student Group	Location	Subject	% Tested (Goal 95%)	% Proficient for AYP*
All Students	State	English Language Arts / Reading	98.8%	82.9%
All Students	State	Mathematics	98.5%	57.5%
All Students	District	English Language Arts / Reading	99.9%	85.6%
All Students	District	Mathematics	99.6%	63.1%
All Students	School	English Language Arts / Reading	99.7%	86.4%
All Students	School	Mathematics	99.7%	65.3%
American Indian or Alaska Native	State	English Language Arts / Reading	97.7%	78.6%
American Indian or Alaska Native	State	Mathematics	97.5%	47.4%
American Indian or Alaska Native	District	English Language Arts / Reading	<30	<30
American Indian or Alaska Native	District	Mathematics	<30	<30
American Indian or Alaska Native	School	English Language Arts / Reading	<30	<30
American Indian or Alaska Native	School	Mathematics	<30	<30
Asian, Native Hawaiian, or Pacific Islander	State	English Language Arts / Reading	100.6%	89.8%
Asian, Native Hawaiian, or Pacific Islander	State	Mathematics	99.3%	80.1%
Asian, Native Hawaiian, or Pacific Islander	District	English Language Arts / Reading	<30	<30
Asian, Native Hawaiian, or Pacific Islander	District	Mathematics	<30	<30
Asian, Native Hawaiian, or Pacific Islander	School	English Language Arts / Reading	<30	<30
Asian, Native Hawaiian, or Pacific Islander	School	Mathematics	<30	<30
Black or African American	State	English Language Arts / Reading	96.9%	67.4%
Black or African American	State	Mathematics	96.4%	32.2%
Black or African American	District	English Language Arts / Reading	100%	83.3%
Black or African American	District	Mathematics	100%	46.7%
Black or African American	School	English Language Arts / Reading	<30	<30
Black or African American	School	Mathematics	<30	<30
Hispanic or Latino	State	English Language Arts / Reading	99%	75.8%
Hispanic or Latino	State	Mathematics	98.5%	44.6%
Hispanic or Latino	District	English Language Arts / Reading	99.6%	81.3%
Hispanic or Latino	District	Mathematics	99.2%	58.7%
Hispanic or Latino	School	English Language Arts / Reading	100%	82.2%
Hispanic or Latino	School	Mathematics	100%	60.3%
Two or More Races	State	English Language Arts / Reading	99.1%	83.6%
Two or More Races	State	Mathematics	99%	54.9%
Two or More Races	District	English Language Arts / Reading	<30	<30
Two or More Races	District	Mathematics	<30	<30
Two or More Races	School	English Language Arts / Reading	<30	<30
Two or More Races	School	Mathematics	<30	<30
White	State	English Language Arts / Reading	99.2%	86.9%
White	State	Mathematics	99%	63.9%

School-Level Combined Reports Data for Lenawee ISD, Madison School District (Lenawee), Madison Elementary School

AYP Detail Data

Student Group	Location	Subject	% Tested (Goal 95%)	% Proficient for AYP*
White	District	English Language Arts / Reading	100%	87.9%
White	District	Mathematics	99.8%	65.5%
White	School	English Language Arts / Reading	99.5%	90%
White	School	Mathematics	99.5%	69.1%
Economically Disadvantaged	State	English Language Arts / Reading	98.3%	74.4%
Economically Disadvantaged	State	Mathematics	97.9%	43.3%
Economically Disadvantaged	District	English Language Arts / Reading	100%	83.5%
Economically Disadvantaged	District	Mathematics	99.6%	58.2%
Economically Disadvantaged	School	English Language Arts / Reading	100%	83.9%
Economically Disadvantaged	School	Mathematics	100%	61.8%
Students with Disabilities	State	English Language Arts / Reading	97.7%	51.5%
Students with Disabilities	State	Mathematics	97.3%	32%
Students with Disabilities	District	English Language Arts / Reading	99.2%	56.6%
Students with Disabilities	District	Mathematics	99.2%	42.5%
Students with Disabilities	School	English Language Arts / Reading	98%	64%
Students with Disabilities	School	Mathematics	98%	56%

Note: 1037 Recently arrived LEP students took part in the State's ELPA instead of the MEAP/MME/MI-Access.

School-Level Combined Reports Data for Lenawee ISD, Madison School District (Lenawee), Madison Elementary School

AYP Detail Data - Graduation Rate

Student Group	Location	Graduation Rate (High Schools only) (Goal 80%)
All Students	State	79.2%
All Students	District	93.26%
American Indian or Alaska Native	State	68.49%
Asian	State	90.49%
Asian	District	<10
Black or African American	State	62.56%
Black or African American	District	<10
Hispanic or Latino	State	68.31%
Hispanic or Latino	District	90.91%
Migrant	State	73.33%
Native Hawaiian or Other Pacific Islander	State	71.79%
Two or More Races	State	73.44%
White	State	84.81%
White	District	93.85%
Female	State	83.17%
Female	District	>95%
Male	State	75.45%
Male	District	90.91%
Economically Disadvantaged	State	67.16%
Economically Disadvantaged	District	90%
Students with Disabilities	State	64.79%
Students with Disabilities	District	71.43%

* All data based on students enrolled for a full academic year.

School-Level Combined Reports Data for Lenawee ISD, Madison School District (Lenawee), Madison Elementary School

AYP Detail Data - Attendance Rate

Student Group	Location	Attendance Rate (Goal 90%)
All Students	State	94.8%
All Students	District	95.9%
All Students	School	95.8%
American Indian or Alaska Native	State	94.1%
American Indian or Alaska Native	District	93.7%
American Indian or Alaska Native	School	92.8%
Asian, Native Hawaiian, or Pacific Islander	State	96.4%
Asian, Native Hawaiian, or Pacific Islander	District	97.5%
Asian, Native Hawaiian, or Pacific Islander	School	97.6%
Black or African American	State	91%
Black or African American	District	96.2%
Black or African American	School	95.7%
Hispanic or Latino	State	94.3%
Hispanic or Latino	District	95.8%
Hispanic or Latino	School	95.3%
Two or More Races	State	95%
Two or More Races	District	97.1%
White	State	95.8%
White	District	95.8%
White	School	96.1%
Economically Disadvantaged	State	94.8%
Economically Disadvantaged	District	95.9%
Economically Disadvantaged	School	95.8%
Students with Disabilities	State	93.2%
Students with Disabilities	District	94.6%
Students with Disabilities	School	95.1%

* All data based on students enrolled for a full academic year.

School-Level Combined Reports Data for Lenawee ISD, Madison School District (Lenawee), Madison Elementary School

Michigan Annual AYP Objectives for Reading/ELA

School Year	Grade 3	Grade 4	Grade 5	Grade 6	Grade 7	Grade 8	Grade 11
2001-02		38%			31%		42%
2002-03		38%			31%		42%
2003-04		38%			31%		42%
2004-05		48%			43%		52%
2005-06	50%	48%	46%	45%	43%	41%	52%
2006-07	50%	48%	46%	45%	43%	41%	52%
2007-08	60%	59%	57%	56%	54%	53%	61%
2008-09	60%	59%	57%	56%	54%	53%	61%
2009-10	70%	69%	68%	67%	66%	65%	71%
2010-11	78%	77%	76%	75%	74%	73%	79%
2011-12	86%	85%	84%	83%	82%	82%	86%
2012-13	93%	92%	92%	91%	91%	91%	93%
2013-14	100%	100%	100%	100%	100%	100%	100%

School-Level Combined Reports Data for Lenawee ISD, Madison School District (Lenawee), Madison Elementary School

Michigan Annual AYP Objectives for Mathematics

School Year	Grade 3	Grade 4	Grade 5	Grade 6	Grade 7	Grade 8	Grade 11
2001-02		47%				31%	33%
2002-03		47%				31%	33%
2003-04		47%				31%	33%
2004-05		56%				43%	44%
2005-06	59%	56%	53%	50%	46%	43%	44%
2006-07	59%	56%	53%	50%	46%	43%	44%
2007-08	67%	65%	62%	60%	57%	54%	55%
2008-09	67%	65%	62%	60%	57%	54%	55%
2009-10	67%	65%	62%	60%	57%	54%	55%
2010-11	75%	74%	71%	70%	67%	66%	67%
2011-12	83%	82%	81%	80%	78%	77%	78%
2012-13	91%	91%	90%	90%	89%	89%	89%
2013-14	100%	100%	100%	100%	100%	100%	100%

School-Level Combined Reports Data for Lenawee ISD, Madison School District (Lenawee), Madison Elementary School

School AYP Status

Title 1 Status	AYP ELA/Reading Status	AYP Mathematics Status	AYP Overall Status	Education Yes Report Card Grade	School Status Indicator
Yes	Met	Met	Met	B	

School-Level Combined Reports Data for Lenawee ISD, Madison School District (Lenawee), Madison Elementary School

Teacher Quality Data

	Other	B.A.	M.A.	Ph.D
Professional Qualifications of All Public Elementary and Secondary School Teachers in the School	0	19	31	0

Professional Qualifications are defined by the State and may include information such as the degrees of public school teachers (e.g., percentage of teachers with Bachelors Degrees or Masters Degrees) or the percentage of fully certified teachers

School-Level Combined Reports Data for Lenawee ISD, Madison School District (Lenawee), Madison Elementary School

Teacher Quality Data

	Certification Percent
Percentage of Public Elementary and Secondary School Teachers in the School with Emergency Certification	0%

School-Level Combined Reports Data for Lenawee ISD, Madison School District (Lenawee), Madison Elementary School

Teacher Quality Data

	School Aggregate
Percentage of Core Academic Subject Elementary and Secondary School Classes not Taught by Highly Qualified Teachers	0%

School-Level Combined Reports Data for Lenawee ISD, Madison School District (Lenawee), Madison Elementary School

NAEP 2011 Grade 4 Mathematics Results

	Percent of Students	Percent below Basic	Percent Basic	Percent Proficient	Percent Advanced
All Students	100	22	43	30	5
Male	50	21	42	31	6
Female	50	22	45	29	4
National Lunch Program Eligibility	43	35	47	17	1
Eligible	56	11	41	41	8
Not Eligible					
Info not available					
Race Ethnicity					
White	71	14	45	36	5
Black	16	53	39	8	0
Hispanic	6	31	48	19	2
Asian	3	7	22	45	26
American Indian		‡	‡	‡	‡
Native		‡	‡	‡	‡
Hawaiian/Pacific Islander	2	23	50	21	6
Two or More Races					
Student classified as having a disability	13	50	37	13	1
SD	87	18	44	32	5
Not SD					
Student is an English Language Learner	4	47	41	11	1
ELL	96	21	44	31	5
Not ELL					

‡ Reporting Standards not met.

Note: Observed differences are not necessarily statistically significant. Detail may not sum to total because of rounding.

SOURCE: U.S. Department of Education. Institute for Education Sciences. National Center for Education Statistics. National Assessment Program (NAEP) 2011 Mathematics Achievement.

School-Level Combined Reports Data for Lenawee ISD, Madison School District (Lenawee), Madison Elementary School

NAEP 2011 Grade 8 Mathematics Results

	Percent of Students	Percent below Basic	Percent Basic	Percent Proficient	Percent Advanced
All Students	100	29	40	25	6
Male	51	28	39	26	7
Female	49	30	41	24	5
National Lunch Program Eligibility					
Eligible	42	45	39	15	2
Not Eligible	58	18	41	32	9
Info not available					
Race Ethnicity					
White	74	22	43	29	6
Black	16	66	26	7	0
Hispanic	4	26	41	18	5
Asian	3	13	25	31	32
American Indian	1	‡	‡	‡	‡
Native	‡	‡	‡	‡	‡
Hawaiian/Pacific	2	‡	‡	‡	‡
Islander					
Two or More Races					
Student classified as having a disability					
SD	12	70	23	5	1
Not SD	88	25	41	27	6
Student is an English Language Learner					
ELL	2	57	27	7	10
Not ELL	98	29	40	25	6

‡ Reporting Standards not met.

NOTE: Detail may not sum to totals because of rounding. Some apparent differences between estimates may not be statistically significant.

SOURCE: U.S. Department of Education. Institute for Education Sciences. National Center for Education Statistics. National Assessment Program (NAEP) 2011 Mathematics Achievement.

School-Level Combined Reports Data for Lenawee ISD, Madison School District (Lenawee), Madison Elementary School

NAEP 2011 Grade 4 Reading Results

	Percent of Students	Percent below Basic	Percent Basic	Percent Proficient	Percent Advanced
All Students	100	34	34	25	6
Male	50	38	33	24	6
Female	50	31	36	26	7
National Lunch Program Eligibility	45		32	15	2
Eligible	55	51	36	33	10
Not Eligible		21			
Info not available					
Race Ethnicity					
White	70	26	37	30	7
Black	17	67	24	7	1
Hispanic	6	51	29	17	3
Asian	3	19	33	33	15
American Indian	0	‡	‡	‡	‡
Native	‡	‡	‡	‡	‡
Hawaiian/Pacific Islander	2	36	31	19	14
Two or More Races					
Student classified as having a disability	13	73	17	8	2
SD	87	30	36	27	7
Not SD					
Student is an English Language Learner	3	67	26	7	0
ELL	97	33	35	25	7
Not ELL					

Rounds to zero

‡ Reporting Standards not met.

NOTE: Detail may not sum to totals because of rounding. Some apparent differences between estimates may not be statistically significant.

SOURCE: U.S. Department of Education, Institute of Education Sciences, National Center for Education Statistics, National Assessment of Educational Progress (NAEP), 2011 Reading Assessment.

School-Level Combined Reports Data for Lenawee ISD, Madison School District (Lenawee), Madison Elementary School

NAEP 2011 Grade 8 Reading Results

	Percent of Students	Percent below Basic	Percent Basic	Percent Proficient	Percent Advanced
All Students	100	23	45	29	3
Male	50	28	47	24	2
Female	50	18	43	35	4
National Lunch Program Eligibility	42	35	46	18	0
Eligible	58	14	44	37	4
Not Eligible					
Info not available					
Race Ethnicity					
White	74	18	46	33	3
Black	16	46	43	10	0
Hispanic	4	25	50	25	1
Asian	3	19	27	39	14
American Indian	1	‡	‡	‡	‡
Native	‡	‡	‡	‡	‡
Hawaiian/Pacific	1	‡	‡	‡	‡
Islander					
Two or More Races					
Student classified as having a disability	12	67	27	6	0
SD	88	19	46	31	3
Not SD					
Student is an English Language Learner	2	52	40	8	0
ELL	98	22	45	30	3
Not ELL					

Rounds to zero

‡ Reporting Standards not met.

NOTE: Detail may not sum to totals because of rounding. Some apparent differences between estimates may not be statistically significant.

SOURCE: U.S. Department of Education, Institute of Education Sciences, National Center for Education Statistics, National Assessment of Educational Progress (NAEP), 2011 Reading Assessment.

School-Level Combined Reports Data for Lenawee ISD, Madison School District (Lenawee), Madison Elementary School

Grade	Subject	Participation Rate for Students with Disabilities	Standard Error	Participation Rate for Limited English Proficient Students	Standard Error
4	Math	85	2.0	73	3.3
		75	3.1	93	2.4
8	Math	73	2.5	83	4.7
		63	3.3	79	4.5

District Improvement Plan

Archive Date: 07/10/2012, Report Status: Submitted

School Year: 2012 - 2013

District Name: Madison School District (Lenawee)

ISD/RESA: Lenawee ISD

Grades Served: PK,K,1,2,3,4,5,6,7,8,9,10,11,12

Superintendent: Mr. James Hartley

Building Code: 46090

District Approval of Plan:

Authorized Official Signature and Date

Board of Education Approval of Plan:

Authorized Official Signature and Date

District Improvement Plan

Contents

Introduction 3

District Information 5

Vision, Mission and Beliefs 6

Goals 7

 Goal 1: Literacy Achievement 7

 Goal 2: Math Achievement 21

 Goal 3: Science Proficiency 32

 Goal 4: Stakeholder Involvement 43

Resource Profile 50

Assurances 51

Stakeholders 53

Statement of Non-Discrimination 55

Supporting Documentation 56

Conclusion 57

Introduction

The Michigan Department of Education, Office of Education Improvement and Innovation and Office of Field Services has developed a series of documents and tools that are designed to assist schools in the creation and use of an **Action Portfolio** that will guide and inform the school's Continuous School Improvement Planning Process.

The **Action Portfolio** begins with the **Michigan School Improvement Framework (MSIF)**. The Framework was designed to:

- Provide schools and districts with a comprehensive framework that describes the elements of effective schools.
- Provide schools and districts in our state with a common way of describing the processes and protocols of practice of effective schools.
- Give direction to, support, and enhance the school improvement planning process.

The School Improvement Framework **Rubrics** assess the framework at the benchmark level, and provide a continuum of practice that allows buildings to identify gaps that exist between where they are in their current practice and where they want to be. The rubrics also include the EdYES! Performance Indicators that schools must use for their annual self-assessment.

The **Comprehensive Needs Assessment (CNA)** is another tool that has been developed as a part of the **Action Portfolio**. This process examines building demographics, system processes and protocols of practices, instructional program, and disaggregated student academic achievement data, so that the following questions can be answered:

- Who do we serve?
- How do we do business?
- Where are we now?
- Where do we want to be?
- What and where are the gaps?
- What is/are the root cause(s) for the gaps?
- How will we get to where we want to be?
- How will we evaluate our efforts and progress?

The CNA will help a school align these system challenges with the student achievement goals the school will establish. Ensuring that your systems are aligned with the elements of effective schools, to support your instructional program goals and objectives, is the first step to establishing the continuous school improvement process.

The **District Improvement Plan (DIP)** has been designed to provide schools and districts with a common planning template that addresses student learning and system needs that have been identified through the schools' Comprehensive Needs Assessment. It has also been designed to address any federal, state and locally required elements that must be contained in a School Improvement Plan.

The School Improvement Framework, Rubrics, CNA, and the School Improvement Planning template were developed as a comprehensive and continuous process that can provide schools and districts with a way to look at and discuss internal systems and assess where the school is, in relationship to these elements of effective schools.

Copies of these documents can be obtained on the web at: www.mi.gov/schoolimprovement

District Information

District:	Madison School District (Lenawee)
ISD/RESA:	Lenawee ISD
Public/Non-Public:	Public
Grades:	PK,K,1,2,3,4,5,6,7,8,9,10,11,12
District Code Number:	46090
City:	Adrian
State/Province:	Michigan
Country:	United States

Vision, Mission and Beliefs

Vision Statement

Developing individual excellence through rigorous academics, innovative technology and personal attention.

Mission Statement

Madison School, in cooperation with our community, will enable each student to develop his or her full potential to be successful in an ever-changing world.

Beliefs Statement

We Believe -

Everyone can learn and has the right to learn in a safe, respectful, supportive, and stimulating environment

Motivation, a positive attitude, and acceptance of responsibility are imperative to success in learning

Students' learning, attendance, and behavior improve when they are actively engaged in rigorous, relevant, and meaningful work

Students need to have adults in their lives that model a strong work ethic, integrity, compassion, commitment, and pride

The foundation of education is a partnership between family, school, and community - the Madison Family

Goals

Name	Development Status	Progress Status
Literacy Achievement	Complete	In Progress
Math Achievement	Complete	In Progress
Science Proficiency	Complete	Open
Stakeholder Involvement	Complete	In Progress

Goal 1: Literacy Achievement

Content Area: English Language Arts

Development Status: Complete

Student Goal Statement: All students will be proficient in literacy skills.

Gap Statement: State standardized tests show that we are underperforming in writing and have significant achievement discrepancies in AYP subgroups. Based on our building assessment results, less than 80% of students are performing at benchmark in reading.

Cause for Gap: Additional analysis determined inadequate systemic development and inconsistent delivery of literacy curriculum as the primary cause for the gap.

Multiple measures/sources of data you used to identify this gap in student achievement: MEAP District Summary, MEAP District Demographic Report, MME District Summary, MME District Demographic Reports, CIMS report, NWEA data reports grades K-10, AIMSWEB data reports grades K-8.

What are the criteria for success and what data or multiple measures of assessment will be used to monitor progress and success of this goal? Systemically improve our Literacy curriculum, based on the Common Core State Standards, to include a clear scope and sequence, explicit methods of instruction and systematic formative and summative common assessments, so that 90% of our students are proficient on state assessments by 2014.

Contact Name: Simonne Mildenstein

List of Objectives:

Name	Objective
Improve Literacy Achievement	All students will increase skills in the area of literacy so that 90% of our students are proficient on state assessments by 2014.

1.1. Objective: Improve Literacy Achievement

Measurable Objective Statement to Support Goal: All students will increase skills in the area of literacy so that 90% of our students are proficient on state assessments by 2014.

List of Strategies:

Name	Strategy
Academic Writing	District Staff will guide students in the use of expository, analytical and argumentative writing that forms the basis for academic communication.
Curriculum, Assessment, and Instruction Alignment	Using common core state standards, Grade Level Content Expectations or High School Content Expectations, as well as assessment data, District staff members will train all staff in using Curriculum Crafter in order to align curriculum, common assessments and instruction to increase literacy achievement.
Effective Use of technology	District staff will integrate technology to promote student literacy.
Grade level/ Content Area Meetings	District staff will engage in professional conversations both vertically and horizontally about instructional practice and learning.
Maintaining a Respectful and Inclusive Environment	District staff will maintain a school climate and learning environment that is accepting, safe for, respectful of, friendly toward, and responsive to all persons.
Patterns of strength and weaknesses	District staff will use a "pattern of strengths and weaknesses" approach to help identify and plan for the special needs of students with disabilities.
Research based Tiered Interventions	District staff will implement an effective, researched based, 3-tiered model of instruction/intervention support through the use of school-wide strategies (tier 1) and intervention instruction to students who qualify below the 40th percentile (tier 2 and 3) to increase literacy achievement.
Safe Learning Environment	District staff will maintain facilities to be safe and healthy environments conducive to student learning.

1.1.1. Strategy: Academic Writing

Strategy Statement: District Staff will guide students in the use of expository, analytical and argumentative writing that forms the basis for academic communication.

Selected Target Areas

--

What research did you review to support the use of this strategy and action plan?

Leading the Common Core State Standards: From Common Sense to Common Practice By Cheryl A. Dunkle (2012)

Reeves, D. B. (2006b). The learning leader: How to focus school improvement for better results. Alexandria, VA: Association for Supervision and Curriculum Development.

List of Activities:

Activity	Begin Date	End Date	Staff Responsible
Book Study - Pathways to the Common Core, Chapters 1, 6-9,11.	2012-09-04	2013-06-13	Teachers.

1.1.1.1. Activity: Book Study - Pathways to the Common Core, Chapters 1, 6-9,11.

Activity Type: Professional Development

Activity Description: Book Study for grades K-12. Designed for teachers, school leaders, and professional learning communities looking to navigate the gap between their current literacy practices and the ideals of the Common Core, Pathways to the Common Core will help:

- * understand what the standards say, suggest, and what they don't say;
- * recognize the guiding principles that underpin the reading and writing standards;
- * identify how the Common Cores infrastructure supports a spiraling K-12 literacy curriculum; and
- * scrutinize the context in which the CCSS were written and are being unrolled.

In addition to offering an analytical study of the standards, this guide will also help implement the standards in ways that lift the level of teaching and learning throughout the school. Specifically, it will help :

- * become a more critical consumer of the "standards-based" mandates
- * craft instruction that supports students in reading more complex texts, developing higher level comprehension skills, and writing at the ambitious levels of the CCSS;
- * develop performance assessments and other tools to propel Common Core reforms; and
- * create systems of continuous improvement that are transparent, collegial, and accountable.

Planned staff responsible for implementing activity: Teachers.

Actual staff responsible for implementing activity:

Planned Timeline: Begin Date - 2012-09-04, End Date - 2013-06-13

Actual Timeline: Begin Date - N/A, End Date - N/A

Fiscal Resources Needed for Activity:

Resource	Funding Source	Planned Amount	Actual Amount
Book Study	Title II Part A	100.00	

1.1.2. Strategy: Curriculum, Assessment, and Instruction Alignment

Strategy Statement: Using common core state standards, Grade Level Content Expectations or High School Content Expectations, as well as assessment data, District staff members will train all staff in using Curriculum Crafter in order to align curriculum, common assessments and instruction to increase literacy achievement.

Selected Target Areas

1.1 Establishes a vision and purpose for the system in collaboration with its stakeholders
1.3 Identifies system-wide goals and measures to advance the vision
1.5 Ensures that the system's vision and purpose guide the teaching and learning process and the strategic direction of schools, departments, and services
2.10 Provides direction, assistance, and resources to align, support, and enhance all parts of the system in meeting organizational and student performance goals
3.1 Develops, articulates, and coordinates curriculum based on clearly- defined expectations for student learning, including essential knowledge and skills
3.2 Establishes expectations and supports student engagement in the learning process, including opportunities for students to explore application of higher order thinking skills and investigate new approaches to applying their learning
3.3 Ensures that system-wide curricular and instructional decisions are based on data and research at all levels
3.4 Supports instruction that is research-based and reflective of best practice
3.5 Supports a curriculum that challenges and meets the needs of each student, reflects a commitment to equity, and demonstrates an appreciation of diversity
3.6 Allocates and protects instructional time to support student learning
3.7 Maintains articulation among and between all levels of schooling to monitor student performance and ensure readiness for future schooling or employment
3.9 Maintains a system-wide climate that supports student learning
3.10 Ensures that curriculum is reviewed and revised at regular intervals
3.11 Coordinates and ensures ready access to instructional technology, information and media services, and materials needed for effective instruction
4.1 Establishes and implements a comprehensive assessment system, aligned with the system's expectations for student learning, that yields information which is reliable, valid, and bias free
4.2 Ensures that student assessment data are used to make decisions for continuous improvement of teaching and learning
4.3 Conducts a systematic analysis of instructional and organizational effectiveness, including support systems, and uses the results to improve student and system performance
4.4 Provides a system of communication which uses a variety of methods to report student performance and system effectiveness to all stakeholders
4.5 Uses comparison and trend data from comparable school systems to evaluate student performance and system effectiveness
5.3 Establishes and implements a process to design, evaluate, and improve professional development and ensures participation by all faculty and staff
5.10 Provides technology infrastructure and equipment that is up-to-date and sufficient to accomplish the system's goals
6.1 Fosters collaboration with community stakeholders to support student learning
6.4 Communicates the expectations for student learning and goals for improvement to all stakeholders

What research did you review to support the use of this strategy and action plan?

Alignment is one means to demonstrate or evaluate the connection between testing, content standards(curriculum),and instruction. If these components work together to deliver a consistent message about what should be taught and assessed, students will have the opportunity to learn and truly demonstrate what they have achieved.

Andrea Martone, Stephen G. Sireci. "Evaluating Alignment Between Curriculum, Assessment, and Instruction." Review of Educational Research (2009): 1332-1361.

List of Activities:

Activity	Begin Date	End Date	Staff Responsible
Common Assessment and Professional Development in Improved Assessment Use	2012-08-29	2013-06-29	Administrators, Teachers
Professional Development using curriculum crafter	2011-08-30	2013-06-28	Central Office, Administration, Teachers, Support Staff

1.1.2.1. Activity: Common Assessment and Professional Development in Improved Assessment Use

Activity Type: Professional Development

Activity Description: District Staff will engage students in instructionally sensitive common assessments promoting clear targets, feedback to students and ongoing dialogue with teaching peers.

Planned staff responsible for implementing activity: Administrators, Teachers

Actual staff responsible for implementing activity:

Planned Timeline: Begin Date - 2012-08-29, End Date - 2013-06-29

Actual Timeline: Begin Date - N/A, End Date - N/A

Fiscal Resources Needed for Activity:

Resource	Funding Source	Planned Amount	Actual Amount
Common Assessment Professional Development w/LISD	No Funds Required		

Activity Progress Update:

Date	User	Progress Status	Explanation of Progress Status
05/04/2012	Simonne Mildenstein	In Progress	Literacy Coaches attended the International Reading Association conference in May, 2012. Literacy Coaches and 2 teachers have attended extensive training in Evidenced Based Literacy Instruction in December 2011, February 2012 and April 2012.

1.1.2.2. Activity: Professional Development using curriculum crafter

Activity Type: Professional Development

Activity Description: District staff will be trained in how to effectively align curriculum using Curriculum Crafter. Continued training will be provided to support further implementation of common core standards as new pieces are introduced.

Planned staff responsible for implementing activity: Central Office, Administration, Teachers, Support Staff

Actual staff responsible for implementing activity: Central Office, Administration, Teachers, Support Staff

Planned Timeline: Begin Date - 2011-08-30, End Date - 2013-06-28

Actual Timeline: Begin Date - N/A, End Date - N/A

Fiscal Resources Needed for Activity:

Resource	Funding Source	Planned Amount	Actual Amount
Professional Development for Curriculum Crafter	No Funds Required		

Activity Progress Update:

Date	User	Progress Status	Explanation of Progress Status
05/14/2012	Simonne Mildenstein	In Progress	Further training is needed to support new common core curriculum.
05/04/2012	Simonne Mildenstein	Completed	All teachers were trained in August of 2011 on how to access curriculum crafter as well as the tools available. This training was provided by the LISD.

1.1.3. Strategy: Effective Use of technology

Strategy Statement: District staff will integrate technology to promote student literacy.

Selected Target Areas

--

What research did you review to support the use of this strategy and action plan?

The NMC Horizon Report > 2012 K-12 Edition is a collaborative research effort between the NMC, the Consortium of School Networking (CoSN), and the International Society for Technology in Education (ISTE). This edition of the NMC Horizon Report series discusses the top emerging technologies, trends, and challenges that the advisory board believes will have a major impact on teaching, learning, and creative inquiry in pre-college education over the next five years.

Johnson, L., Adams, S., & Cummins, M. The NMC Horizon Report 2012 K-12 Edition. Austin: New Media Consotium, 2012.

List of Activities:

Activity	Begin Date	End Date	Staff Responsible
Technology Professionl Development	2012-09-04	2013-06-12	Administration, teachers

1.1.3.1. Activity: Technology Professionl Development

Activity Type: Professional Development

Activity Description: Staff will participate in professional development offered by LISD in the integration of technology to support collaboration, communication, creativity and aquisition of core content skills.

Planned staff responsible for implementing activity: Administration, teachers

Actual staff responsible for implementing activity:

Planned Timeline: Begin Date - 2012-09-04, End Date - 2013-06-12

Actual Timeline: Begin Date - N/A, End Date - N/A

Fiscal Resources Needed for Activity:

Resource	Funding Source	Planned Amount	Actual Amount
Technology Professional Development w/ LISD	No Funds Required		

1.1.4. Strategy: Grade level/ Content Area Meetings

Strategy Statement: District staff will engage in professional conversations both vertically and horizontally about instructional practice and learning.

Selected Target Areas

--

What research did you review to support the use of this strategy and action plan?

DuFour, R.(2004, May) What is a professional learning community? Educational Leadership, 61(8).

List of Activities:

Activity	Begin Date	End Date	Staff Responsible
Grade Level/Content Area meetings	2012-08-27	2014-06-12	Administrators, teachers

1.1.4.1. Activity: Grade Level/Content Area meetings

Activity Type: Professional Development

Activity Description: Students will benefit from teachers and administrator participation in grade level/content area meetings answering the questions of professional learning communities model- What should students know and be able to do? How will we know when they have learned it? What will we do when students don't learn it or already know it?

Planned staff responsible for implementing activity: Administrators, teachers

Actual staff responsible for implementing activity:

Planned Timeline: Begin Date - 2012-08-27, End Date - 2014-06-12

Actual Timeline: Begin Date - N/A, End Date - N/A

Fiscal Resources Needed for Activity:

Resource	Funding Source	Planned Amount	Actual Amount
Grade Level/Content Area meetings	No Funds Required		

1.1.5. Strategy: Maintaining a Respectful and Inclusive Environment

Strategy Statement: District staff will maintain a school climate and learning environment that is accepting, safe for, respectful of, friendly toward, and responsive to all persons.

Selected Target Areas

--

What research did you review to support the use of this strategy and action plan?

Moule, Jean (2012) Cultural Competence: A primer for educators. Wadsworth/Cengage, Belmont, California.

List of Activities:

Activity	Begin Date	End Date	Staff Responsible
PD on Tolerance and Diversity	2012-08-27	2014-06-12	administrators

1.1.5.1. Activity: PD on Tolerance and Diversity

Activity Type: Professional Development

Activity Description: All staff members will participate in professional development related to tolerance, diversity, and inclusion with Chantal Vallee.

Planned staff responsible for implementing activity: administrators

Actual staff responsible for implementing activity:

Planned Timeline: Begin Date - 2012-08-27, End Date - 2014-06-12

Actual Timeline: Begin Date - N/A, End Date - N/A

Fiscal Resources Needed for Activity:

Resource	Funding Source	Planned Amount	Actual Amount
PD on Tolerance and Diversity- Chantal Vallee	Title II Part A	1,866.00	

1.1.6. Strategy: Patterns of strength and weaknesses

Strategy Statement: District staff will use a "pattern of strengths and weaknesses" approach to help identify and plan for the special needs of students with disabilities.

Selected Target Areas

--

What research did you review to support the use of this strategy and action plan?

CRITICAL ISSUES IN RESPONSE-TO-INTERVENTION, COMPREHENSIVE EVALUATION, AND SP...

J Hale; V Alfonso; V Berninger; B Bracken; C Christo; E Clark; M Cohen; A Dav...
Learning Disability Quarterly; Summer 2010; 33, 3; ProQuest Education Journals
pg. 223

List of Activities:

Activity	Begin Date	End Date	Staff Responsible
Special Education Utilization of Model	2012-09-04	2014-06-12	Special Education Staff, Teachers

1.1.6.1. Activity: Special Education Utilization of Model

Activity Type: Professional Development

Activity Description: Special education and general education teachers will continue to grow understanding of patterns of strengths and weaknesses and curriculum based measurement.

Planned staff responsible for implementing activity: Special Education Staff, Teachers

Actual staff responsible for implementing activity:

Planned Timeline: Begin Date - 2012-09-04, End Date - 2014-06-12

Actual Timeline: Begin Date - N/A, End Date - N/A

Fiscal Resources Needed for Activity:

Resource	Funding Source	Planned Amount	Actual Amount
PD on Special Ed	No Funds Required		

1.1.7. Strategy: Research based Tiered Interventions

Strategy Statement: District staff will implement an effective, researched based, 3-tiered model of instruction/intervention support through the use of school-wide strategies (tier 1) and intervention instruction to students who qualify below the 40th percentile (tier 2 and 3) to increase literacy achievement.

Selected Target Areas

2.8 Provides for systematic analysis and review of student performance and school and system effectiveness
3.3 Ensures that system-wide curricular and instructional decisions are based on data and research at all levels
3.4 Supports instruction that is research-based and reflective of best practice
3.5 Supports a curriculum that challenges and meets the needs of each student, reflects a commitment to equity, and demonstrates an appreciation of diversity
3.6 Allocates and protects instructional time to support student learning
3.7 Maintains articulation among and between all levels of schooling to monitor student performance and ensure readiness for future schooling or employment
3.8 Supports the implementation of interventions to help students meet expectations for student learning
3.9 Maintains a system-wide climate that supports student learning
3.11 Coordinates and ensures ready access to instructional technology, information and media services, and materials needed for effective instruction
4.1 Establishes and implements a comprehensive assessment system, aligned with the system's expectations for student learning, that yields information which is reliable, valid, and bias free
4.2 Ensures that student assessment data are used to make decisions for continuous improvement of teaching and learning
4.6 Demonstrates verifiable growth in student performance that is supported by multiple sources of evidence
5.2 Establishes and implements a process to assign professional and support staff based on system needs and staff qualifications as may be required by federal and state law and regulations (i.e., professional preparation, ability, knowledge, and experience)
5.10 Provides technology infrastructure and equipment that is up-to-date and sufficient to accomplish the system's goals
5.11 Provides and coordinates support services that meet the health, counseling, nutrition, safety, co-curricular, transportation, and special learning needs of all students
5.12 Provides student support services coordinated with the school, home, and community

What research did you review to support the use of this strategy and action plan?

Scammacca, N., Roberts, G., Vaughn. S., Edmonds, M., Wexler, J., Reutebuch, C. K., & Torgesen, J. K.

(2007), Interventions for adolescent struggling readers: A meta-analysis with implications for practice. Portsmouth, NH: RMC Research Corporation, Center on Instruction.
 Biancarosa, G., Snow, C. (2004) Reading Next: A Vision for Action and Research in Middle School Literacy: A Report To the Carnegie Corporation. Washington D.C. Alliance For Excellent Education.
 R. J. Marzano, D. J. Pickering, and J. E. Pollock, 2001, Classroom Instruction That Works by Alexandria, VA: ASCD.

List of Activities:

Activity	Begin Date	End Date	Staff Responsible
Homework Support	2012-09-04	2013-06-12	teachers, paraprofessionals
Professional development to support District Wide literacy strategies	2011-08-15	2014-06-29	Administrators, teachers
Tiered Intervention Support	2011-09-06	2013-06-08	Administration, Literacy Coach, Teachers, Paraprofessionals

1.1.7.1. Activity: Homework Support

Activity Type: Other

Activity Description: Students will receive homework support during lunch and afterschool.

Planned staff responsible for implementing activity: teachers, paraprofessionals

Actual staff responsible for implementing activity:

Planned Timeline: Begin Date - 2012-09-04, End Date - 2013-06-12

Actual Timeline: Begin Date - N/A, End Date - N/A

Fiscal Resources Needed for Activity:

Resource	Funding Source	Planned Amount	Actual Amount
Homework Support	Section 31 a	15,000.00	

1.1.7.2. Activity: Professional development to support District Wide literacy strategies

Activity Type: Professional Development

Activity Description: Staff members will continue to discuss and utilize research-based instructional strategies to ensure student learning.

Planned staff responsible for implementing activity: Administrators, teachers

Actual staff responsible for implementing activity:

Planned Timeline: Begin Date - 2011-08-15, End Date - 2014-06-29

Actual Timeline: Begin Date - N/A, End Date - N/A

Fiscal Resources Needed for Activity:

Resource	Funding Source	Planned Amount	Actual Amount
Professional Development for district strategies	Title II Part A	14,000.00	

Activity Progress Update:

Date	User	Progress Status	Explanation of Progress Status
05/14/2012	Simonne Mildenstein	In Progress	District Improvement Team members attended the AdvancEd School Improvement Conference in Lansing Michigan on November 8th and 9th. More discussion is needed to determine district-wide strategies.

1.1.7.3. Activity: Tiered Intervention Support

Activity Type: Other

Activity Description: The District will provide tiered support to students who are performing below the 40th percentile in reading and/or writing as based on state and building assessments.

Planned staff responsible for implementing activity: Administration, Literacy Coach, Teachers, Paraprofessionals

Actual staff responsible for implementing activity:

Planned Timeline: Begin Date - 2011-09-06, End Date - 2013-06-08

Actual Timeline: Begin Date - N/A, End Date - N/A

Fiscal Resources Needed for Activity:

Resource	Funding Source	Planned Amount	Actual Amount
Intervention Support	Section 31 a	120,000.00	
Literacy Coach, Paraprofessional support for intervention	Title I Schoolwide	160,000.00	

Activity Progress Update:

Date	User	Progress Status	Explanation of Progress Status
05/14/2012	Simonne Mildenstein	In Progress	Students were selected for intervention at the Middle School and Elementary levels using data generated from local and state assessments as well as formative and summative assessments from teachers. All students were progressed monitored to determine performance.

1.1.8. Strategy: Safe Learning Environment

Strategy Statement: District staff will maintain facilities to be safe and healthy environments conducive to student learning.

Selected Target Areas

--

What research did you review to support the use of this strategy and action plan?

Robert Marzano, What Works in Schools: Translating Research into Action. (2003) ASCD

List of Activities:

Activity	Begin Date	End Date	Staff Responsible
Safe and Orderly Learning Environment	2012-09-04	2014-06-12	Administration

1.1.8.1. Activity: Safe and Orderly Learning Environment

Activity Type: Other

Activity Description: District staff will ensure students and teachers are safe and perceive that they are

safe from physical and psychological harm and that the school environments promotes learning for all.

Planned staff responsible for implementing activity: Administration

Actual staff responsible for implementing activity:

Planned Timeline: Begin Date - 2012-09-04, End Date - 2014-06-12

Actual Timeline: Begin Date - N/A, End Date - N/A

Fiscal Resources Needed for Activity:

Resource	Funding Source	Planned Amount	Actual Amount
Safe and Orderly Learning Environment	No Funds Required		

Goal 2: Math Achievement

Content Area: Math

Development Status: Complete

Student Goal Statement: All students will be proficient in math.

Gap Statement: A review of MEAP assessment showed all students scored an average of 37% proficient compared to a goal of 100%, a gap of 63%.

Students with disabilities scored an average of 12% proficient on the MEAP, while students without disabilities scored an average of 48%, a gap of 36%.

Hispanic/Latino students scored an average of 28% proficient on the MEAP, while white students scored an average of 41%, a gap of 13%.

Cause for Gap: Strand data from the MEAP indicates that in grades 2-5, connections and computation is the weakest of all the strands, while in grades 6-8, geometry and fractions are the weakest of all strands.

Subgroup data indicates that there is typically a 13% gap between Hispanic/Latino students and white students.

Subgroup data indicates that there is typically a 37% gap between students with disabilities and students without disabilities.

An analysis of NWEA data based on the Norm report show that our students are performing below average.

Multiple measures/sources of data you used to identify this gap in student achievement: MEAP District Summary, MEAP District Demographic Report, MME District Summary, MME District Demographic Reports, CIMS report, NWEA data reports grades 6-10, AIMSWEB data reports grades K-5.

What are the criteria for success and what data or multiple measures of assessment will be used to monitor progress and success of this goal? Students will make progress toward measurable objectives as measured by

MEAP,MME and NWEA.

Contact Name: Simonne Mildenstein

List of Objectives:

Name	Objective
Math achievement	All students will increase their skills in math: The average percent proficient of all students will increase by 10% on the MEAP/MME by 2013. The average percent proficient of Hispanic/Latino will increase by 13%. The average percent proficient of students with disabilities will increase by 10%.

2.1. Objective: Math achievement

Measurable Objective Statement to Support Goal: All students will increase their skills in math: The average percent proficient of all students will increase by 10% on the MEAP/MME by 2013. The average percent proficient of Hispanic/Latino will increase by 13%. The average percent proficient of students with disabilities will increase by 10%.

List of Strategies:

Name	Strategy
Alignment and Assessment of learning	District staff will use curriculum crafter to support alignment of instruction and learning curricular standards.
Grade level/ Content Area Meetings	District staff will engage in professional conversations both vertically and horizontally about instructional practice and learning.
Maintaining a Respectful and Inclusive Environment	District staff will maintain a school climate and learning environment that is accepting, safe for, respectful of, friendly toward, and responsive to all persons.
Patterns of strength and weaknesses	District staff will use a "pattern of strengths and weaknesses" approach to help identify and plan for the special needs of students with disabilities.
Safe Learning Environment	District staff will maintain facilities to be safe and healthy environments conducive to student learning.
Targeted Intervention	District staff will implement an effective, researched based, 3-tiered model of instruction/intervention support through the use of school-wide strategies (tier 1) and intervention instruction to students who qualify below the 40th percentile (tier 2 and 3) to increase math achievement.

2.1.1. Strategy: Alignment and Assessment of learning

Strategy Statement: District staff will use curriculum crafter to support alignment of instruction and learning curricular standards.

Selected Target Areas

2.8 Provides for systematic analysis and review of student performance and school and system effectiveness
3.1 Develops, articulates, and coordinates curriculum based on clearly- defined expectations for student learning, including essential knowledge and skills
3.2 Establishes expectations and supports student engagement in the learning process, including opportunities for students to explore application of higher order thinking skills and investigate new approaches to applying their learning
3.3 Ensures that system-wide curricular and instructional decisions are based on data and research at all levels
3.4 Supports instruction that is research-based and reflective of best practice
3.5 Supports a curriculum that challenges and meets the needs of each student, reflects a commitment to equity, and demonstrates an appreciation of diversity
3.6 Allocates and protects instructional time to support student learning
3.7 Maintains articulation among and between all levels of schooling to monitor student performance and ensure readiness for future schooling or employment
3.9 Maintains a system-wide climate that supports student learning
3.10 Ensures that curriculum is reviewed and revised at regular intervals
3.11 Coordinates and ensures ready access to instructional technology, information and media services, and materials needed for effective instruction
4.1 Establishes and implements a comprehensive assessment system, aligned with the system's expectations for student learning, that yields information which is reliable, valid, and bias free
4.2 Ensures that student assessment data are used to make decisions for continuous improvement of teaching and learning
4.3 Conducts a systematic analysis of instructional and organizational effectiveness, including support systems, and uses the results to improve student and system performance
4.4 Provides a system of communication which uses a variety of methods to report student performance and system effectiveness to all stakeholders
4.5 Uses comparison and trend data from comparable school systems to evaluate student performance and system effectiveness
4.6 Demonstrates verifiable growth in student performance that is supported by multiple sources of evidence
5.3 Establishes and implements a process to design, evaluate, and improve professional development and ensures participation by all faculty and staff
5.10 Provides technology infrastructure and equipment that is up-to-date and sufficient to accomplish the system's goals

What research did you review to support the use of this strategy and action plan?

Alignment is one means to demonstrate or evaluate the connection between testing, content standards(curriculum),and instruction. If these components work together to deliver a consistent message about what should be taught and assessed, students will have the opportunity to learn and truly demonstrate what they have achieved.

Andrea Martone, Stephen G. Sireci. "Evaluating Alignment Between Curriculum, Assessment, and Instruction." Review of Educational Research (2009): 1332-1361.

List of Activities:

Activity	Begin Date	End Date	Staff Responsible
Common Assessment /Formative Assessment	2012-09-04	2014-06-29	Administrators, teachers
Professional Development math curriculum alignment using curriculum crafter	2011-08-29	2014-06-29	Administrators, Teachers, Support Staff

2.1.1.1. Activity: Common Assessment /Formative Assessment

Activity Type: Professional Development

Activity Description: District Staff will engage students in instructionally sensitive common assessments promoting clear targets, feedback to students and ongoing dialogue with teaching peers.

Planned staff responsible for implementing activity: Administrators, teachers

Actual staff responsible for implementing activity:

Planned Timeline: Begin Date - 2012-09-04, End Date - 2014-06-29

Actual Timeline: Begin Date - N/A, End Date - N/A

Fiscal Resources Needed for Activity:

Resource	Funding Source	Planned Amount	Actual Amount
Common Assessment/Formative Assessment with LISD	No Funds Required		

2.1.1.2. Activity: Professional Development math curriculum alignment using curriculum crafter

Activity Type: Professional Development

Activity Description: Utilization of Curriculum Crafter for lesson planning.

Planned staff responsible for implementing activity: Administrators, Teachers, Support Staff

Actual staff responsible for implementing activity:

Planned Timeline: Begin Date - 2011-08-29, End Date - 2014-06-29

Actual Timeline: Begin Date - N/A, End Date - N/A

Fiscal Resources Needed for Activity:

Resource	Funding Source	Planned Amount	Actual Amount
Professional Development Curriculum Crafter	No Funds Required		

Activity Progress Update:

Date	User	Progress Status	Explanation of Progress Status
05/04/2012	Simonne Mildenstein	In Progress	All teachers were trained in August of 2011 on how to access curriculum crafter as well as the tools available. This training was provided by the LISD.

2.1.2. Strategy: Grade level/ Content Area Meetings

Strategy Statement: District staff will engage in professional conversations both vertically and horizontally about instructional practice and learning.

Selected Target Areas

--

What research did you review to support the use of this strategy and action plan?

DuFour, R.(2004, May) What is a professional learning community? Educational Leadership, 61(8).

List of Activities:

Activity	Begin Date	End Date	Staff Responsible
Grade Level/Content Area meetings	2012-09-04	2014-06-13	Administrators, teachers

2.1.2.1. Activity: Grade Level/Content Area meetings

Activity Type: Professional Development

Activity Description: Students will benefit from teachers and administrator participation in grade level/content area meetings answering the questions of professional learning communities model- What should students know and be able to do? How will we know when they have learned it? What will we do when students don't learn it or already know it?

Planned staff responsible for implementing activity: Administrators, teachers

Actual staff responsible for implementing activity:

Planned Timeline: Begin Date - 2012-09-04, End Date - 2014-06-13

Actual Timeline: Begin Date - N/A, End Date - N/A

Fiscal Resources Needed for Activity:

Resource	Funding Source	Planned Amount	Actual Amount
Grade Level/Content area meetings	No Funds Required		

2.1.3. Strategy: Maintaining a Respectful and Inclusive Environment

Strategy Statement: District staff will maintain a school climate and learning environment that is accepting, safe for, respectful of, friendly toward, and responsive to all persons.

Selected Target Areas

--

What research did you review to support the use of this strategy and action plan?

Moule, Jean (2012) Cultural Competence: A primer for educators. Wadsworth/Cengage, Belmont, California.

List of Activities:

Activity	Begin Date	End Date	Staff Responsible
PD on Tolerance and Diversity	2012-08-28	2014-06-13	Administrators

2.1.3.1. Activity: PD on Tolerance and Diversity

Activity Type: Professional Development

Activity Description: All staff members will participate in professional development related to tolerance, diversity, and inclusion.

Planned staff responsible for implementing activity: Administrators

Actual staff responsible for implementing activity:

Planned Timeline: Begin Date - 2012-08-28, End Date - 2014-06-13

Actual Timeline: Begin Date - N/A, End Date - N/A

Fiscal Resources Needed for Activity:

Resource	Funding Source	Planned Amount	Actual Amount
PD on Tolerance and Diversity with Chantel Vallee	Title II Part A	1,866.00	

2.1.4. Strategy: Patterns of strength and weaknesses

Strategy Statement: District staff will use a "pattern of strengths and weaknesses" approach to help identify and plan for the special needs of students with disabilities.

Selected Target Areas

--

What research did you review to support the use of this strategy and action plan?

CRITICAL ISSUES IN RESPONSE-TO-INTERVENTION, COMPREHENSIVE EVALUATION, AND SP...

J Hale; V Alfonso; V Berninger; B Bracken; C Christo; E Clark; M Cohen; A Dav...
Learning Disability Quarterly; Summer 2010; 33, 3; ProQuest Education Journals
pg. 223

List of Activities:

Activity	Begin Date	End Date	Staff Responsible
Special Education Utilization of Model	2012-09-04	2014-06-13	Special Education Staff, Teachers

2.1.4.1. Activity: Special Education Utilization of Model

Activity Type: Professional Development

Activity Description: Special education and general education teachers will continue to grow understanding of patterns of strengths and weaknesses and curriculum based measurement.

Planned staff responsible for implementing activity: Special Education Staff, Teachers

Actual staff responsible for implementing activity:

Planned Timeline: Begin Date - 2012-09-04, End Date - 2014-06-13

Actual Timeline: Begin Date - N/A, End Date - N/A

Fiscal Resources Needed for Activity:

Resource	Funding Source	Planned Amount	Actual Amount
Special Education PD	No Funds Required		

2.1.5. Strategy: Safe Learning Environment

Strategy Statement: District staff will maintain facilities to be safe and healthy environments conducive to student learning.

Selected Target Areas

--

What research did you review to support the use of this strategy and action plan?

Robert Marzano, What Works in Schools: Translating Research into Action. (2003) ASCD
Safe and Orderly Environment

List of Activities:

Activity	Begin Date	End Date	Staff Responsible
Safe and Orderly Learning Environment	2012-08-28	2014-06-13	Administration

2.1.5.1. Activity: Safe and Orderly Learning Environment

Activity Type: Other

Activity Description: District staff will ensure students and teachers are safe and perceive that they are safe from physical and psychological harm and that the school environments promotes learning for all.

Planned staff responsible for implementing activity: Administration

Actual staff responsible for implementing activity:

Planned Timeline: Begin Date - 2012-08-28, End Date - 2014-06-13

Actual Timeline: Begin Date - N/A, End Date - N/A

Fiscal Resources Needed for Activity:

Resource	Funding Source	Planned Amount	Actual Amount
Safe and Orderly Environment	No Funds Required		

2.1.6. Strategy: Targeted Intervention

Strategy Statement: District staff will implement an effective, researched based, 3-tiered model of instruction/intervention support through the use of school-wide strategies (tier 1) and intervention instruction to students who qualify below the 40th percentile (tier 2 and 3) to increase math achievement.

Selected Target Areas

2.8 Provides for systematic analysis and review of student performance and school and system effectiveness
3.1 Develops, articulates, and coordinates curriculum based on clearly- defined expectations for student learning, including essential knowledge and skills
3.3 Ensures that system-wide curricular and instructional decisions are based on data and research at all levels
3.4 Supports instruction that is research-based and reflective of best practice
3.5 Supports a curriculum that challenges and meets the needs of each student, reflects a commitment to equity, and demonstrates an appreciation of diversity
3.7 Maintains articulation among and between all levels of schooling to monitor student performance and ensure readiness for future schooling or employment
3.9 Maintains a system-wide climate that supports student learning
3.11 Coordinates and ensures ready access to instructional technology, information and media services, and materials needed for effective instruction
4.1 Establishes and implements a comprehensive assessment system, aligned with the system's expectations for student learning, that yields information which is reliable, valid, and bias free
4.2 Ensures that student assessment data are used to make decisions for continuous improvement of

teaching and learning

4.3 Conducts a systematic analysis of instructional and organizational effectiveness, including support systems, and uses the results to improve student and system performance

5.3 Establishes and implements a process to design, evaluate, and improve professional development and ensures participation by all faculty and staff

What research did you review to support the use of this strategy and action plan?

Rhymer, K. N., Skinner, C. H., Jackson, S., McNeill, S., Smith, T., & Jackson, B. (2002). The 1-minute explicit timing intervention: The influence of mathematics problem difficulty. *Journal of Instructional Psychology*, 29(4), 305-311.

Skinner, C. H., Pappas, D. N., & Davis, K. A. (2005). Enhancing academic engagement: Providing opportunities for responding and influencing students to choose to respond. *Psychology in the Schools*, 42, 389-403.

Woodward, J. (2006). Developing automaticity in multiplication facts integrating strategy instruction with timed practice drills. *Learning Disability Quarterly*, 29, 269-289.

List of Activities:

Activity	Begin Date	End Date	Staff Responsible
Continued learning and use of research based instructional strategies	2011-09-06	2013-06-28	Administration, Teachers
Homework Support	2012-09-04	2013-06-13	teachers, paraprofessionals
Math Intervention	2011-09-06	2013-06-28	Administration, Counselors, Teachers

2.1.6.1. Activity: Continued learning and use of research based instructional strategies

Activity Type: Professional Development

Activity Description: Staff members will continue to discuss and utilize research based instructional strategies to ensure student learning.

Planned staff responsible for implementing activity: Administration, Teachers

Actual staff responsible for implementing activity:

Planned Timeline: Begin Date - 2011-09-06, End Date - 2013-06-28

Actual Timeline: Begin Date - N/A, End Date - N/A

Fiscal Resources Needed for Activity:

Resource	Funding Source	Planned Amount	Actual Amount
Professional Development for Interventions and strategies	Title II Part A	15,000.00	

2.1.6.2. Activity: Homework Support

Activity Type: Other

Activity Description: Students will receive homework support during lunch and afterschool.

Planned staff responsible for implementing activity: teachers, paraprofessionals

Actual staff responsible for implementing activity:

Planned Timeline: Begin Date - 2012-09-04, End Date - 2013-06-13

Actual Timeline: Begin Date - N/A, End Date - N/A

Fiscal Resources Needed for Activity:

Resource	Funding Source	Planned Amount	Actual Amount
Homework support	Section 31 a	15,000.00	

2.1.6.3. Activity: Math Intervention

Activity Type: Other

Activity Description: The District will provide tiered support to students who are performing below the 40th percentile in math as based on state and building assessments.

Planned staff responsible for implementing activity: Administration, Counselors, Teachers

Actual staff responsible for implementing activity:

Planned Timeline: Begin Date - 2011-09-06, End Date - 2013-06-28

Actual Timeline: Begin Date - N/A, End Date - N/A

Fiscal Resources Needed for Activity:

Resource	Funding Source	Planned Amount	Actual Amount
Paraprofessionals to support intervention	Section 31 a	16,112.00	

Activity Progress Update:

Date	User	Progress Status	Explanation of Progress Status
05/14/2012	Simonne Mildenstein	In Progress	Students were identified for math workshop (MS) and math intervention(ELEM) using State and Local assessment data as well as teacher formative and summative assessments.

Goal 3: Science Proficiency

Content Area: Science

Development Status: Complete

Student Goal Statement: All students will be proficient in science.

Gap Statement: A five-year review of the 5th grade MEAP data showed all students scored an average of 8% proficient. A five-year review of the 8th grade MEAP data showed all students scored an average of 14% proficient. A four-year review of 11th grade MME data showed all students scored an average of 16% proficient. Compared to a goal of 100%, a gap of 92% for grades 2-4, a gap of 86% for grades 5-7, and a gap of 84% for grades 8-11.

Hispanic/Latino students scored an average of 6% while white students scored an average of 15%, a gap of 9%. Students with disabilities scored an average of 4% while students without disabilities scored an average of 14%, a gap of 10%.

Cause for Gap: A two-year review of strand data from the 5th grade MEAP indicates that Science Processes followed closely by Physical and Earth Science are the lowest strands compared to other strands. A two-year review of strand data on the 8th grade MEAP indicates Physical and Earth Science are the lowest strands compared to other strands. A two-year review of strand data on the MME indicates that Science Processes followed closely by Physical science are the lowest strands compared to other strands.

Multiple measures/sources of data you used to identify this gap in student achievement: A two-year data review of NWEA Science Concepts and Processes and General Science scores for grades 6-8 confirm the findings. A review of Summative data from data director of the PLAN and ACT also support the cause. Teacher summative and formative data was also used to confirm our findings.

What are the criteria for success and what data or multiple measures of assessment will be used to monitor progress and success of this goal? Students will make progress toward measurable objective as measured by MEAP and MME.

Contact Name: Simonne Mildenstein

List of Objectives:

Name	Objective
Science	All students will increase their skill in science: The average percent of all students will increase by 10% on the MME/MEAP by 2013. The average percent proficient of hispanic/latino students will increase by 12% while the average of white students will increase by 9% on the MEAP/MME by 2013. The average percent proficient of students with disabilities will increase by 10% on the MEAP/MME by 2013.

3.1. Objective: Science

Measurable Objective Statement to Support Goal: All students will increase their skill in science:

The average percent of all students will increase by 10% on the MME/MEAP by 2013.

The average percent proficient of hispanic/latino students will increase by 12% while the average of white students will increase by 9% on the MEAP/MME by 2013.

The average percent proficient of students with disabilities will increase by 10% on the MEAP/MME by 2013.

List of Strategies:

Name	Strategy
Academic Writing	District Staff will guide students in the use of expository, analytical and argumentative writing that forms the basis for academic communication.
Curriculum, Assessment, and Instruction Alignment	Using Next Generation standards, Grade Level Content Expectations or High School Content Expectations, as well as assessment data, District staff members will train all staff in using Curriculum Crafter in order to align curriculum, common assessments and instruction to increase literacy achievement.
Effective Use of technology	District staff will integrate technology to promote student literacy in the content areas.
Grade level/ Content Area Meetings	District staff will engage in professional conversations both vertically and horizontally about instructional practice and learning.
Maintaining a Respectful and Inclusive Environment	District staff will maintain a school climate and learning environment that is accepting, safe for, respectful of, friendly toward, and responsive to all persons.
Patterns of strength and weaknesses	District staff will use a "pattern of strengths and weaknesses" approach to help identify and plan for the special needs of students with disabilities.
Research based Interventions	District staff will implement an effective, researched based, model of instruction/intervention support through the use of school-wide strategies (tier 1) and intervention instruction to students who qualify for additional supports.
Safe Learning Environment	District staff will maintain facilities to be safe and healthy environments conducive to student learning.

3.1.1. Strategy: Academic Writing

Strategy Statement: District Staff will guide students in the use of expository, analytical and argumentative writing that forms the basis for academic communication.

Selected Target Areas

--

What research did you review to support the use of this strategy and action plan?

Leading the Common Core State Standards: From Common Sense to Common Practice By Cheryl A. Dunkle (2012)

Reeves, D. B. (2006b). The learning leader: How to focus school improvement for better results. Alexandria, VA: Association for Supervision and Curriculum Development.

List of Activities:

Activity	Begin Date	End Date	Staff Responsible
Book Study - Pathways to the Common Core, Chapters 1, 6-9,11.	2012-09-04	2014-06-13	Administrators, teachers

3.1.1.1. Activity: Book Study - Pathways to the Common Core, Chapters 1, 6-9,11.

Activity Type: Professional Development

Activity Description: Book Study for grades K-12. Designed for teachers, school leaders, and professional learning communities looking to navigate the gap between their current literacy practices and the ideals of the Common Core, Pathways to the Common Core will help:

- * understand what the standards say, suggest, and what they don't say;
- * recognize the guiding principles that underpin the reading and writing standards;
- * identify how the Common Cores infrastructure supports a spiraling K-12 literacy curriculum; and
- * scrutinize the context in which the CCSS were written and are being unrolled.

In addition to offering an analytical study of the standards, this guide will also help implement the standards in ways that lift the level of teaching and learning throughout the school. Specifically, it will help :

- * become a more critical consumer of the "standards-based" mandates
- * craft instruction that supports students in reading more complex texts, developing higher level

comprehension skills, and writing at the ambitious levels of the CCSS;

* develop performance assessments and other tools to propel Common Core reforms; and

* create systems of continuous improvement that are transparent, collegial, and accountable.

Planned staff responsible for implementing activity: Administrators, teachers

Actual staff responsible for implementing activity:

Planned Timeline: Begin Date - 2012-09-04, End Date - 2014-06-13

Actual Timeline: Begin Date - N/A, End Date - N/A

Fiscal Resources Needed for Activity:

Resource	Funding Source	Planned Amount	Actual Amount
Book Study	Title II Part A	50.00	

3.1.2. Strategy: Curriculum, Assessment, and Instruction Alignment

Strategy Statement: Using Next Generation standards, Grade Level Content Expectations or High School Content

Expectations, as well as assessment data, District staff members will train all staff in using Curriculum Crafter in order to align curriculum, common assessments and instruction to increase literacy achievement.

Selected Target Areas

--

What research did you review to support the use of this strategy and action plan?

Alignment is one means to demonstrate or evaluate the connection between testing, content standards(curriculum),and instruction. If these components work together to deliver a consistent message about what should be taught and assessed, students will have the opportunity to learn and truly demonstrate what they have achieved.

Andrea Martone, Stephen G. Sireci. "Evaluating Alignment Between Curriculum, Assessment, and Instruction." Review of Educational Research (2009): 1332-1361.

List of Activities:

Activity	Begin Date	End Date	Staff Responsible
Common Assessment and Professional Development in Improved Assessment Use	2012-08-29	2014-06-13	Administrators, teachers
Professional Development using curriculum crafter	2012-08-	2014-06-	Administrators,

	29	29	teachers
--	----	----	----------

3.1.2.1. Activity: Common Assessment and Professional Development in Improved Assessment Use

Activity Type: Professional Development

Activity Description: District Staff will engage students in instructionally sensitive common assessments promoting clear targets, feedback to students and ongoing dialogue with teaching peers.

Planned staff responsible for implementing activity: Administrators, teachers

Actual staff responsible for implementing activity:

Planned Timeline: Begin Date - 2012-08-29, End Date - 2014-06-13

Actual Timeline: Begin Date - N/A, End Date - N/A

Fiscal Resources Needed for Activity:

Resource	Funding Source	Planned Amount	Actual Amount
Common Assessment PD with LISD	No Funds Required		

3.1.2.2. Activity: Professional Development using curriculum crafter

Activity Type: Professional Development

Activity Description: District staff will be trained in how to effectively align curriculum using Curriculum Crafter. Continued training will be provided to support further implementation of Next Generation Science standards as new pieces are introduced.

Planned staff responsible for implementing activity: Adminstrators, teachers

Actual staff responsible for implementing activity:

Planned Timeline: Begin Date - 2012-08-29, End Date - 2014-06-29

Actual Timeline: Begin Date - N/A, End Date - N/A

Fiscal Resources Needed for Activity:

Resource	Funding Source	Planned Amount	Actual Amount
PD using Curriculum Crafter with LISD	No Funds Required		

3.1.3. Strategy: Effective Use of technology

Strategy Statement: District staff will integrate technology to promote student literacy in the content areas.

Selected Target Areas

--

What research did you review to support the use of this strategy and action plan?

The NMC Horizon Report: 2012 K-12 Edition is a collaborative research effort between the NMC, the Consortium of School Networking (CoSN), and the International Society for Technology in Education (ISTE). This edition of the NMC Horizon Report series discusses the top emerging technologies, trends, and challenges that the advisory board believes will have a major impact on teaching, learning, and creative inquiry in pre-college education over the next five years.
Johnson, L., Adams, S., & Cummins, M. The NMC Horizon Report 2012 K-12 Edition. Austin: New Media Consortium, 2012.

List of Activities:

Activity	Begin Date	End Date	Staff Responsible
Technology Professional Development	2012-09-04	2014-06-13	Administrators, Teachers

3.1.3.1. Activity: Technology Professional Development

Activity Type: Professional Development

Activity Description: Staff will participate in professional development in the integration of technology to support collaboration, communication, creativity and acquisition of core content skills.

Planned staff responsible for implementing activity: Administrators, Teachers

Actual staff responsible for implementing activity:

Planned Timeline: Begin Date - 2012-09-04, End Date - 2014-06-13

Actual Timeline: Begin Date - N/A, End Date - N/A

Fiscal Resources Needed for Activity:

Resource	Funding Source	Planned Amount	Actual Amount
Technology Professional Development with LISD	No Funds Required		

3.1.4. Strategy: Grade level/ Content Area Meetings

Strategy Statement: District staff will engage in professional conversations both vertically and horizontally about instructional practice and learning.

Selected Target Areas

--

What research did you review to support the use of this strategy and action plan?

DuFour, R.(2004, May) What is a professional learning community? Educational Leadership, 61(8).

List of Activities:

Activity	Begin Date	End Date	Staff Responsible
Grade Level/Content Area meetings	2012-08-29	2014-06-13	Administrators, teachers

3.1.4.1. Activity: Grade Level/Content Area meetings

Activity Type: Professional Development

Activity Description: Students will benefit from teachers and administrator participation in grade level/content area meetings answering the questions of professional learning communities model- What should students know and be able to do? How will we know when they have learned it? What will we do when students don't learn it or already know it?

Planned staff responsible for implementing activity: Administrators, teachers

Actual staff responsible for implementing activity:

Planned Timeline: Begin Date - 2012-08-29, End Date - 2014-06-13

Actual Timeline: Begin Date - N/A, End Date - N/A

Fiscal Resources Needed for Activity:

Resource	Funding Source	Planned Amount	Actual Amount
Grade Level Content Area Meetings	No Funds Required		

3.1.5. Strategy: Maintaining a Respectful and Inclusive Environment

Strategy Statement: District staff will maintain a school climate and learning environment that is accepting, safe for, respectful of, friendly toward, and responsive to all persons.

Selected Target Areas

--

What research did you review to support the use of this strategy and action plan?

Moule, Jean (2012) Cultural Competence: A primer for educators. Wadsworth/Cengage, Belmont, California.

List of Activities:

Activity	Begin Date	End Date	Staff Responsible
PD on Tolerance and Diversity	2012-08-29	2014-06-13	Administrators

3.1.5.1. Activity: PD on Tolerance and Diversity

Activity Type: Professional Development

Activity Description: All staff members will participate in professional development related to tolerance, diversity, and inclusion.

Planned staff responsible for implementing activity: Administrators

Actual staff responsible for implementing activity:

Planned Timeline: Begin Date - 2012-08-29, End Date - 2014-06-13

Actual Timeline: Begin Date - N/A, End Date - N/A

Fiscal Resources Needed for Activity:

Resource	Funding Source	Planned Amount	Actual Amount
PD on Tolerance and Diversity with Chantal Vallee	Title II Part A	1,866.00	

3.1.6. Strategy: Patterns of strength and weaknesses

Strategy Statement: District staff will use a "pattern of strengths and weaknesses" approach to help identify and plan for the special needs of students with disabilities.

Selected Target Areas

--

What research did you review to support the use of this strategy and action plan?

CRITICAL ISSUES IN RESPONSE-TO-INTERVENTION, COMPREHENSIVE EVALUATION, AND SP...

J Hale; V Alfonso; V Berninger; B Bracken; C Christo; E Clark; M Cohen; A Dav...
Learning Disability Quarterly; Summer 2010; 33, 3; ProQuest Education Journals
pg. 223

List of Activities:

Activity	Begin Date	End Date	Staff Responsible
Special Education Utilization of Model	2012-09-04	2014-06-13	Special Education Staff, Teachers

3.1.6.1. Activity: Special Education Utilization of Model

Activity Type: Professional Development

Activity Description: Special education and general education teachers will continue to grow understanding of patterns of strengths and weaknesses and curriculum based measurement.

Planned staff responsible for implementing activity: Special Education Staff, Teachers

Actual staff responsible for implementing activity:

Planned Timeline: Begin Date - 2012-09-04, End Date - 2014-06-13

Actual Timeline: Begin Date - N/A, End Date - N/A

Fiscal Resources Needed for Activity:

Resource	Funding Source	Planned Amount	Actual Amount
Special Education PD	No Funds Required		

3.1.7. Strategy: Research based Interventions

Strategy Statement: District staff will implement an effective, researched based, model of instruction/intervention support through the use of school-wide strategies (tier 1) and intervention instruction to students who qualify for additional supports.

Selected Target Areas

--

What research did you review to support the use of this strategy and action plan?

Marzano, R.J., Pickering, D.J., and Pollock, J.E., Classroom Instruction that Works: Research-Based Strategies for Increasing Student Achievement. Virginia: ASCD 2001.

Tomilson, C.A., How to Differentiate Instruction In Mixed-Ability Classrooms. 2nd Edition. Virginia: ASCD 2001.

List of Activities:

Activity	Begin Date	End Date	Staff Responsible
Continued Learning and Use of Research-Based Instructional Strategies	2012-08-29	2014-06-13	Administrators, Teachers
Homework Support	2012-09-04	2014-06-13	Teachers, paraprofessionals

3.1.7.1. Activity: Continued Learning and Use of Research-Based Instructional Strategies

Activity Type: Professional Development

Activity Description: Staff members will continue to discuss and utilize research-based instructional strategies to ensure student learning.

Planned staff responsible for implementing activity: Administrators, Teachers

Actual staff responsible for implementing activity:

Planned Timeline: Begin Date - 2012-08-29, End Date - 2014-06-13

Actual Timeline: Begin Date - N/A, End Date - N/A

Fiscal Resources Needed for Activity:

Resource	Funding Source	Planned Amount	Actual Amount
PD on Instructional Strategies	Title I Part A	14,000.00	

3.1.7.2. Activity: Homework Support

Activity Type: Other

Activity Description: Students will receive homework support during lunch and afterschool.

Planned staff responsible for implementing activity: Teachers, paraprofessionals

Actual staff responsible for implementing activity:

Planned Timeline: Begin Date - 2012-09-04, End Date - 2014-06-13

Actual Timeline: Begin Date - N/A, End Date - N/A

Fiscal Resources Needed for Activity:

Resource	Funding Source	Planned Amount	Actual Amount
Homework Support- Culture of Achievement Program	Section 31 a	15,000.00	

3.1.8. Strategy: Safe Learning Environment

Strategy Statement: District staff will maintain facilities to be safe and healthy environments conducive to

student learning.

Selected Target Areas

--

What research did you review to support the use of this strategy and action plan?

Robert Marzano, What Works in Schools: Translating Research into Action. (2003) ASCD

List of Activities:

Activity	Begin Date	End Date	Staff Responsible
Safe and Orderly Learning Environment	2012-09-04	2014-06-13	administrators

3.1.8.1. Activity: Safe and Orderly Learning Environment

Activity Type: Other

Activity Description: District staff will ensure students and teachers are safe and perceive that they are safe from physical and psychological harm and that the school environments promotes learning for all.

Planned staff responsible for implementing activity: administrators

Actual staff responsible for implementing activity:

Planned Timeline: Begin Date - 2012-09-04, End Date - 2014-06-13

Actual Timeline: Begin Date - N/A, End Date - N/A

Fiscal Resources Needed for Activity:

Resource	Funding Source	Planned Amount	Actual Amount
Safe and orderly learning Environment	No Funds Required		

Goal 4: Stakeholder Involvement

Content Area: Other

Development Status: Complete

Student Goal Statement: Promote, facilitate and enhance parent and community involvement in Madison School

District's education programs.

Gap Statement: The District lacks a systematic approach for parent involvement and developing and sustaining community partnerships.

Cause for Gap: Further analysis shows that opportunities currently provided by the District do not appear to be relevant as well as aligned to stakeholder perceived needs. The District shares local commerce with a larger neighboring district.

Multiple measures/sources of data you used to identify this gap in student achievement: District Process Rubric, Parent Surveys

What are the criteria for success and what data or multiple measures of assessment will be used to monitor progress and success of this goal? Criteria for success will be based on attendance records to events to monitor increase in involvement from year to year. Surveys to all stakeholders will address specific needs.

Contact Name: Simonne Mildenstein

List of Objectives:

Name	Objective
Parent and community engagement	Parent and community engagement that supports student learning and learning communities will increase 20% as measured by attendance of parent and community activities by 2014.

4.1. Objective: Parent and community engagement

Measurable Objective Statement to Support Goal: Parent and community engagement that supports student learning and learning communities will increase 20% as measured by attendance of parent and community activities by 2014.

List of Strategies:

Name	Strategy
Community Partners	District staff will facilitate and recruit community partners to support education in Madison through involvement in community programs and encouraging stakeholder involvement in the decision making process.
Family Communication	District staff will provide consistent family-school communication through various methods and provide workshops for district goals in the area of academic achievement.

4.1.1. Strategy: Community Partners

Strategy Statement: District staff will facilitate and recruit community partners to support education in Madison through involvement in community programs and encouraging stakeholder involvement in the decision making process.

Selected Target Areas

1.1 Establishes a vision and purpose for the system in collaboration with its stakeholders
1.2 Communicates the system's vision and purpose to build stakeholder understanding and support
1.4 Develops and continuously maintains a profile of the system, its students, and the community
2.9 Creates and supports collaborative networks of stakeholders to support system programs
2.12 Assesses and addresses community expectations and stakeholder satisfaction
6.1 Fosters collaboration with community stakeholders to support student learning
6.2 Uses system-wide strategies to listen to and communicate with stakeholders
6.3 Solicits the knowledge and skills of stakeholders to enhance the work of the system
6.4 Communicates the expectations for student learning and goals for improvement to all stakeholders
6.5 Provides information that is meaningful and useful to stakeholders
7.6 Monitors and communicates the results of improvement efforts to stakeholders

What research did you review to support the use of this strategy and action plan?

Sanders, M. G. (2009). Collaborating for change: How an urban school district and a community-based organization support and sustain school, family, and community partnerships. Teachers College Record, 111 (7).

Available at: <http://www.tcrecord.org/Content.asp?ContentId=15304>

List of Activities:

Activity	Begin Date	End Date	Staff Responsible
Participate through Community Programs	2011-08-30	2014-06-12	Madison Staff
Stakeholder Involvement in Decision Making Process	2011-09-06	2014-06-12	Central Office, Administrators, members of School Improvement Team

4.1.1.1. Activity: Participate through Community Programs

Activity Type: Other

Activity Description: Increase level of participation through programs and information that benefit the community.

Planned staff responsible for implementing activity: Madison Staff

Actual staff responsible for implementing activity:

Planned Timeline: Begin Date - 2011-08-30, End Date - 2014-06-12

Actual Timeline: Begin Date - N/A, End Date - N/A

Fiscal Resources Needed for Activity:

Resource	Funding Source	Planned Amount	Actual Amount
Participate through community programs	No Funds Required		

Activity Progress Update:

Date	User	Progress Status	Explanation of Progress Status
05/24/2012	Simonne Mildenstein	In Progress	A community Blood Drive was held on February 1, 2012. Two community Scrapbooking events were held; in November and April. Community Donuts with Santa was held in December.
05/14/2012	Simonne Mildenstein	In Progress	Weekly rotary meetings are attended by Central Office Staff. Gleaner activities to support the community through out reach are attended monthly by District Staff. Boys and Girls club collaboration meetings are attended monthly by Elementary Principal.

4.1.1.2. Activity: Stakeholder Involvement in Decision Making Process

Activity Type: Other

Activity Description: Involve stakeholders in district and school improvement planning.

Planned staff responsible for implementing activity: Central Office, Adminstrators, members of School Improvement Team

Actual staff responsible for implementing activity:

Planned Timeline: Begin Date - 2011-09-06, End Date - 2014-06-12

Actual Timeline: Begin Date - N/A, End Date - N/A

Fiscal Resources Needed for Activity:

Resource	Funding Source	Planned Amount	Actual Amount
Parent and Community Survey, list of interested stakeholders	No Funds Required		

Activity Progress Update:

Date	User	Progress Status	Explanation of Progress Status
06/15/2012	Simonne Mildenstein	In Progress	District improvement team will continue to meet on a quarterly basis and review progress of School Improvement Plans as well as District Plan.
05/04/2012	Simonne Mildenstein	Completed	February 21st, 2012 District Improvement Meeting: Completed the Self Assessment for the district.
05/04/2012	Simonne Mildenstein	In Progress	January 25th, 2012 District Improvement Team: Began the Self Assessment Review for the district.
05/04/2012	Simonne Mildenstein	Completed	District Improvement Team Meeting 11-1-2011: reviewed District Goals and plan for implementation.

4.1.2. Strategy: Family Communication

Strategy Statement: District staff will provide consistent family-school communication through various methods and provide workshops for district goals in the area of academic achievement.

Selected Target Areas

1.1 Establishes a vision and purpose for the system in collaboration with its stakeholders
1.2 Communicates the system's vision and purpose to build stakeholder understanding and support
1.4 Develops and continuously maintains a profile of the system, its students, and the community
2.9 Creates and supports collaborative networks of stakeholders to support system programs
2.11 Provides internal and external stakeholders meaningful roles in the decision-making process that promote a culture of participation, responsibility, and ownership
2.12 Assesses and addresses community expectations and stakeholder satisfaction
4.4 Provides a system of communication which uses a variety of methods to report student performance and system effectiveness to all stakeholders
5.12 Provides student support services coordinated with the school, home, and community
6.1 Fosters collaboration with community stakeholders to support student learning
6.2 Uses system-wide strategies to listen to and communicate with stakeholders
6.3 Solicits the knowledge and skills of stakeholders to enhance the work of the system
6.4 Communicates the expectations for student learning and goals for improvement to all stakeholders
6.5 Provides information that is meaningful and useful to stakeholders
7.2 Engages stakeholders in the processes of continuous improvement
7.6 Monitors and communicates the results of improvement efforts to stakeholders

What research did you review to support the use of this strategy and action plan?

Joyce L. Epstein and Steven B. Sheldon, Moving Forward: Ideas for Research on School, Family, and Community Partnerships. Chapter 7, pp. 117-138, in C. F. Conrad & R. Serlin (Eds.)SAGE Handbook for research in education: Engaging ideas and enriching inquiry.Thousand Oaks,

CA: Sage Publications, 2006.

<http://www.csos.jhu.edu/p2000/pdf/Literature%20Review%20%20Epstein%20and%20Sheldon%2006.pdf>

List of Activities:

Activity	Begin Date	End Date	Staff Responsible
Family workshops and informational meetings	2011-08-26	2012-06-08	Administration, teachers
Parent Information through various methods	2011-08-29	2012-06-29	Central Office, Administration, Teachers

4.1.2.1. Activity: Family workshops and informational meetings

Activity Description: Provide workshops and informational meetings to support family involvement in student achievement.

Planned staff responsible for implementing activity: Administration, teachers

Actual staff responsible for implementing activity:

Planned Timeline: Begin Date - 2011-08-26, End Date - 2012-06-08

Actual Timeline: Begin Date - N/A, End Date - N/A

Fiscal Resources Needed for Activity:

Resource	Funding Source	Planned Amount	Actual Amount
Parent Workshop and informational meetings	General Funds	200.00	

Activity Progress Update:

Date	User	Progress Status	Explanation of Progress Status
05/24/2012	Simonne Mildenstein	In Progress	High School held two Parent Teacher Conferences; one in October and One in February. A College night was held in October as well as a Financial Aid night in December. A guest speaker was brought in to discuss test taking tips in February. In March an informational meeting about the DC trip was held. A freshman orientation night was held for the upcoming freshmen in May.
05/24/2012	Simonne Mildenstein	In Progress	Middle School Held Parent/Teacher Conferences in November and March, Two VIP breakfast- one in December and one in March, One 6th grade orientation night for upcoming 6th graders.
05/24/2012	Simonne	In	Elementary held many Family Night activities with their parents.

	Mildenstein	Progress	Aug.: Open House September: Band Meeting, 5th grade Family Breakfast October: Family Fun Night and 4th grade family breakfast November: Family Math Night December: Honor Roll Breakfast January: Soup and Story Night, 2nd grade Family Breakfast February: 1st grade Family Breakfast, Daddy/Daughter Dance March: Family Luau, Honor Roll Breakfast, Kindergarten Family Breakfast, Family Read Night, Family Skate Night, Mother/Son Fun Night April: Kindergarten Roundup, Madison Family Fun Night May: Kindergarten Readiness workshop
--	-------------	----------	---

4.1.2.2. Activity: Parent Information through various methods

Activity Description: Provide parent communication in a variety of ways through newsletters, District web site, Home Access, Alert Now (phone communication system).

Planned staff responsible for implementing activity: Central Office, Administration, Teachers

Actual staff responsible for implementing activity:

Planned Timeline: Begin Date - 2011-08-29, End Date - 2012-06-29

Actual Timeline: Begin Date - N/A, End Date - N/A

Fiscal Resources Needed for Activity:

Resource	Funding Source	Planned Amount	Actual Amount
Newsletters, Home Access, Alert Now	General Funds	3,185.00	

Activity Progress Update:

Date	User	Progress Status	Explanation of Progress Status
05/24/2012	Simonne Mildenstein	In Progress	Monthly District Newsletter was sent out or delivered by e-mail to all stakeholders. Alert-Now calls were sent out for activities to all stakeholders. Parent Teacher Conferences were held in November and March for Elementary and Middle School, October and February for High School. Informational Meetings for Parents were held for College Financial Aid, Freshmen Orientation, 6th grade Orientation, as well as an Elementary and High School Open House at the beginning of the School Year in September.

Resource Profile

Funding Source	Planned Amount	Actual Amount
Title I Part A	\$14,000.00	\$0.00
Title I Schoolwide	\$160,000.00	\$0.00
Section 31 a	\$181,112.00	\$0.00
Title II Part A	\$34,748.00	\$0.00
No Funds Required	\$0.00	\$0.00
General Funds	\$3,385.00	\$0.00

Assurances

Special Education

1. The District School Improvement Team reviews the CIMS data.

Response: *Yes*

Comments:

2. CIMS data is used to prepare the District Improvement Plan.

Response: *Yes*

Comments:

Technology

1. The District Technology Protection Measure blocks or filters adult and student internet access to inappropriate materials (visual depictions that are obscene, child pornography, or harmful to minors).

Response: *Yes*

Comments: *E86 Filtering*

2. The district has a process to monitor adult and student use of the internet.

Response: *No*

Comments: *In the near future, the district plans to implement an internet logging system.*

3. The district has an Internet Safety Policy in place.

Response: *Yes*

Comments:

4. The Internet Safety Policy meets the requirements as outlined in the state Technology Planning and CIPA requirements.

Response: *Yes*

Comments:

5. The district has a process to provide public notice and hearings about the Internet Safety Policy.

Response: *Yes*

Comments:

6. The district uses school-wide assessments to determine the telecommunication services and hardware support that are needed to support teaching and learning in all schools.

Response: *Yes*

Comments: *Meets and exceeds all requirements for Universal Service Fund*

7. The district uses the school-wide assessment data to identify the needs of the schools in the following areas: infrastructure (wiring, internet connections T1, etc.) in all classrooms, in all labs, in all media centers, in the main office, in counseling offices, in support staff offices; hardware; software; professional development. If "yes", specify the needs in the comments section.

Response: *Yes*

Comments: *The District is in the process of improving wireless in all areas and plans to develop a virtualization implementation plan.*

8. The district has identified specific actions that promote curriculum and teaching strategies to effectively integrate technology. If "yes", specify the actions in the comments section.

Response: *Yes*

Comments: *through our curriculum alignment strategy we will integrate technology as well.*

9. The district adjusts its curriculum to include technology literacy for all students.

Response: *Yes*

Comments:

10. The district adjusts its instructional program to promote technology literacy. If "yes", specify the adjustments in the comments section.

Response: *Yes*

Comments: *In all building levels, the Michigan Educational Technology Standards are used and implemented. The METS encourage technology literacy from k-12.*

Stakeholders

List of names, positions and e-mail addresses of the stakeholders (staff, parents, community/business members and, as appropriate, students) who were involved in the planning, design, monitoring, and evaluation of this plan.

Title	First Name	Last Name	Position	E-mail
Mr.	Nate	Pechaitis	Upper Elementary Principa	npechaitis@madison.k12.mi.us
Mrs.	Linda	Kaufman	Early Elementary Principa	lkaufman@madison.k12.mi.us
Mrs.	Simmone	Mildenstein	Literacy Coach	smildenstein@madison.k12.mi.us
Mr.	Eric	Fredrick	Assistant Principal	efredrick@madison.k12.mi.us
Mr.	James	Hartley	Superintendent	jhartley@madison.k12.mi.us
Ms.	Kathryn	Ramirez	Teacher	kramirez@madison.k12.mi.us
Ms.	Kristen	Metevia	Teacher	kmetevia@madison.k12.mi.us
Ms.	Kristen	Earles	Principal	kearles@madison.k12.mi.us
Mr.	Brad	Anschuetz	Principal	banschuetz@madison.k12.mi.us
Mr.	Nick	Whiteley	Assistant Principal	nwhiteley@madison.k12.mi.us
Mrs.	Julie	Ramos	Board Member	somar@tc3net.com
Mrs.	Marlys	Ford	Teacher	mford@madison.k12.mi.us
Mrs.	Heidi	Slates	Parent	cslates23@comcast.net
Mrs.	Carol	Baker-Wallerstein	Parent	deensgirl@hotmail.com
Mr.	Byron	Taulton	Parent	NA

1. Describe how all stakeholders are involved in the planning, design, monitoring and evaluation of this institution improvement plan.

In the planning process, the District Improvement Team reviewed current assesment data of all three buildiings. Subgroup results were also reviewed. Based on the data, the team noted the district strengths and weaknesses. Goals, objectives, strategies and objectives were determined. Once the entire District Plan was written it was sent for a second review to all district improvement team members. A final edit was prior to submission. The goals are then discussed with each school improvement team and incorporated into each building school improvement plan.

Monitoring is done monthly by each school improvement team. A quarterly District Improvement Team meeting was held to review the district progress on the DIP.

2. Describe how decisions about curriculum, instruction and assessment are made at this institution, and how all stakeholders are involved in the process.

School Improvement Teams discuss curriculum, instruction and assessment. A report from each SIT is given to

the District Improvement Team for review and discussion.

3. Describe how institution and student information and progress will be shared with all stakeholders in a language that they can understand.

Once approved, our District Improvement Plan will be posted on our District website. Our website allows for translation into other languages. We also have interpreters on hand to translate documents into Spanish as needed.

Statement of Non-Discrimination

Federal Office for Civil Rights

The institution complies with all federal laws and regulations prohibiting discrimination and with all requirements and regulations of the U.S. Department of Education. It is the policy of this school that no person on the basis of race, color, religion, national origin or ancestry, age, gender, height, weight, marital status or disability shall be subjected to discrimination in any program, service or activity for which the district/school is responsible, or for which it receives financial assistance from the U.S. Department of Education.

Contact Information

Schools/Districts are required to designate an employee to coordinate efforts to comply with and carry out non-discrimination responsibilities.

Name/Position:	Jennifer Morin
Address:	3498 Treat Hwy Adrian, MI 49221
Telephone Number:	517-265-1841

References

- Title VI of the Civil Rights Act of 1964
- The Age Discrimination Act of 1975
- The Americans with Disabilities Act of 1990
- Elliott-Larsen prohibits discrimination against religion

Supporting Documentation

The following documentation was attached. These are appended to this PDF and will display in the following pages:

- District Board Policy on Parent Involvement

Conclusion

1. What Professional Learning activities will you need to provide to support the successful implementation of this school improvement plan?

Professional development is aligned with District Improvement Goals. These Goals are also reflected in the building level School Improvement Plans. The Madison staff receives ongoing and sustained professional training and collaboration time to review data. All staff is encouraged and many take advantage of local, state and national conferences and workshops. The staff will continue to update and analyze training needs as the District and School Improvement Teams as well as administration work together to plan meaningful and sustained professional development that reflects the goals in our District Improvement Plan.

2. How has the institution integrated its available fiscal resources to support this school improvement plan?

General Fund, Title IA, Title IIA, and At Risk (sec 31 A)

3. How has the institution assessed the need for and integrated the use of technology to support this school improvement plan?

As per the District Technology Plan, curriculum alignment will include the integration of all technology standards. Technology support to enhance the curriculum and learning of all Madison Students is outlined within our technology plan.

Madison School District

Bylaws & Policies

2112 - PARENT INVOLVEMENT IN THE SCHOOL PROGRAM

The Board of Education recognizes and values parents and families as children's first teachers and decision-makers in education. The Board believes that student learning is more likely to occur when there is an effective partnership between the school and the student's parents and family. Such a partnership between the home and school and greater involvement of parents in the education of their children generally result in higher academic achievement, improved student behavior, and reduced absenteeism.

The term "families" is used in order to include children's primary caregivers, who are not their biological parents, such as foster caregivers, grandparents, and other family members.

Through this policy, the Board directs the establishment of a Parental Involvement Plan by which a school-partnership can be established and provided to the parent of each child in the District. The plan must encompass parent participation, through meetings and other forms of communication. The Parental Involvement Plan shall reflect the Board's commitment to the following:

A. Relationships with Families

1. cultivating school environments that are welcoming, supportive, and student-centered;
2. providing professional development for school staff that helps build partnerships between families and schools;^{1,2}
3. providing family activities that relate to various cultures, languages, practices, and customs, and bridge economic and cultural barriers;^{1,2}
4. providing coordination, technical support and other support to assist schools in planning and implementing family involvement activities.²

B. Effective Communication

1. providing information to families to support the proper health, safety, and well-being of their children;
2. providing information to families about school policies, procedures, programs, and activities;^{1,2}
3. promoting regular and open communication between school personnel and students' family members;

4. communicating with families in a format and language that is understandable, to the extent practicable;^{1,2}
5. providing information and involving families in monitoring student progress;²
6. providing families with timely and meaningful information regarding Michigan's academic standards, State and local assessments, and pertinent legal provisions;^{1,2}
7. preparing families to be involved in meaningful discussions and meetings with school staff.^{1,2}

C. Volunteer Opportunities

1. providing volunteer opportunities for families to support their children's school activities;²
2. supporting other needs, such as transportation and child care, to enable families to participate in school-sponsored family involvement events.²

D. Learning at Home

1. offering training and resources to help families learn strategies and skills to support at-home learning and success in school;^{1,2}
2. working with families to establish learning goals and help their children accomplish these goals;
3. helping families to provide a school and home environment that encourages learning and extends learning at home.¹

E. Involving Families in Decision Making and Advocacy

1. involving families as partners in the process of school review and continuous improvement planning;²
2. involving families in the development of its District-wide parent involvement policy and plan, and distributing the policy and plan to families.^{1,2}

F. Collaborating with the Community

1. building constructive partnerships and connecting families with community-based programs and other community resources;^{1,2}
2. coordinating and integrating family involvement programs and activities with District initiatives and community-based programs that encourage and support families' participation in their children's education, growth, and development.^{1,2}

Implementation

The Superintendent will provide for a comprehensive plan to engage parents, families, and community members in a partnership in support of each student's academic achievement, the District's continuous improvement, and individual school improvement plans. The plan will be distributed to all parents and students through publication in the Student Handbook or other suitable means. The plan will provide for annual evaluation, with the involvement of parents and families, of the plan's effectiveness and identification of barriers to participation by parents and families. Evaluation findings will be used in the annual review of the Parent and Family Involvement policy and to improve the effectiveness of the District plan.

¹Indicates IDEA 2004 Section 650 & 644 parent involvement requirements

²Indicates Title I Section 1118 parent involvement requirements

Professional
Forestry
Services



Quality
Christmas
Trees

CLINTON TRAIL TREE FARM

6120 South Clinton Trail Eaton Rapids, MI 48827 Phone & FAX 517-663-3423 bottiw1@juno.com

August 6, 2012

Mr. Brad Anschuetz, Principal
Madison Middle School
3498 Treat Highway
Adrian, MI 49221

Dear Brad:

I walked through the Madison Schools' woods last Saturday afternoon; we can consider the job done. The marked trees have been cut, the logs hauled away, and the landing area is cleaned up, and the roads have been left open. There are many nice quality white oaks and hickories now with room to grow and there is very little damage to these trees from the logging activity.

There is a prodigious amount of firewood left in the tops of the felled trees. Getting those tops cut up and removed would greatly improve the appearance of the woods. I would caution you about the potential insurance liability if someone should be hurt cutting firewood, however. You might have district employees who would be interested in the wood and who are already insured.

The woodlot is now in good shape to produce quality timber for your next sale, which I recommend you consider around 2022. Meanwhile, there is a good opportunity for educational use of the property. If I can be of help in that regard, please call me.

Thank you for the opportunity to be of service; I hope to be able to assist with a sale in 10 years or so. My invoice for the balance of the 10% fee is enclosed.

Best regards,

A handwritten signature in black ink, appearing to read 'Bill Botti'.

William B. Botti
Registered forester # 294