

MADISON SCHOOL DISTRICT
BOARD OF EDUCATION
REGULAR MEETING
FEBRUARY 16, 2015
6:00 PM – Board Room

**** TABLE OF CONTENTS ****

- 1 REGULAR MEETING AGENDA
- 2 MINUTES FROM THE JANUARY 19, 2015 MEETING
- 3 MONTHLY BILLS
- 4 SUPERINTENDENT'S REPORT
- 5 HIGH SCHOOL PRINCIPAL'S REPORT
- 6 MIDDLE SCHOOL PRINCIPAL'S REPORT
- 7 ELEMENTARY PRINCIPALS' REPORT
- 8 CAFETERIA MANAGER'S REPORT
- 9 ATHLETIC DIRECTOR'S REPORT

MADISON SCHOOL DISTRICT
BOARD OF EDUCATION
517-263-0741
REGULAR MEETING
FEBRUARY 16, 2015
6:00 PM – Board Room

**** AGENDA ****

- I. CONSENT AGENDA
 - A. APPROVAL OF MINUTES
 - B. ACCEPTANCE OF REPORTS
 - C. APPROVAL OF BILLS/REIMBURSEMENT OF EXPENSES
- II. HIRING OF AUDITORS
- III. BALANCED SCHOOL YEAR UPDATE
- IV. ENROLLMENT TRENDS
- V. GOVERNOR'S PROPOSED BUDGET OVERVIEW
- VI. MASB BOARD OF DIRECTORS ELECTION
- VII. COMPREHENSIVE GUIDANCE & COUNSELING PROGRAM
- VIII. TEACHERS CONTRACT NEGOTIATIONS – CLOSED SESSION

Madison School District
Board of Education
Reorganization Meeting – Board Room
January 19, 2015 – 6:00 p.m.

Members Present: Kyle Ehinger, Natasha Manchester, Nancy Roback, Mark Swinehart, Dana Pink, Ruben Villegas

Other Guests: Ryan Rowe, Brad Anschuetz, Nate Pechaitis, Linda Kaufman, Jill Hogle, Mary Radant, Jill Myers, Dan Cherry, Angel Mensing, B.J. Horn

A motion was made by Nancy Roback, and supported by Julie Ramos, that the Board officers be retained in their current positions for the 2015 calendar year as follows: Kyle Ehinger – President, Julie Ramos – Vice President, Nancy Roback – Secretary, and Mark Swinehart – Treasurer.

[illegible]

A motion was made by Julie Ramos, and supported by Mark Swinehart, that the Thrun Law Firm, East Lansing, Michigan be retained as the school attorneys for the 2015 calendar year; that checks drawn on General Funds shall be signed by Board Officers or Trustees; checks drawn on Payroll Funds shall be signed by the Treasurer or the Superintendent; checks drawn on Cafeteria Funds and checks drawn on Internal Accounts shall be signed by the Board Officers or Trustees, and/or the Superintendent, and checks drawn on the Capital Projects Fund and Building & Site Fund shall be signed by the Superintendent or Business Manager, and that First Federal Bank and Michigan Liquid Asset Fund be the official depositories for the school district funds for the 2015 calendar year.

Ayes 7 Nays 0 Motion Carried

A motion was made by Nancy Roback, and supported by Ruben Villegas, that regular monthly meetings of the Board of Education shall be held in the Board Room, Madison School District, 3498 Treat Highway, Adrian, Michigan on the third Monday of each month at 6:00 p.m.

[illegible]

A motion was made by Julie Ramos, and supported by Nancy Roback, that Kyle Ehinger be elected as the Board's delegate to the Lenawee County Association of School Boards.

Ayes 7 Nays 0 Motion Carried

A motion was made by Julie Ramos, and supported by Ruben Villegas, that Mark Swinehart be elected as the Board's delegate to the Michigan Association of School Boards.

[illegible]

The Board Secretary designated the Superintendent to post the notices of all meetings of the Madison Board of Education.

A motion to adjourn the meeting was made by Julie Ramos, and supported by Mark Swinehart, at 6:011 p.m.

Ayes 7 Nays 0 Motion Carried

Respectfully submitted,

Secretary, Board of Education

Madison School District
Board of Education
Regular Meeting – Board Room
January 19, 2015 – 6:011 p.m.

Members Present: Kyle Ehinger, Natasha Manchester, Nancy Roback, Mark Swinehart,
Dana Pink, Ruben Villegas

Other Guests: Ryan Rowe, Brad Anschuetz, Nate Pechaitis, Linda Kaufman, Jill
Hogle, Mary Radant, Jill Myers, Dan Cherry, Angel Mensing, B.J.
Horn

Cards of gratitude from the families of Kristi Dudas and Emily Gafford were shared with the Board for floral arrangement sent in memory of the loss of their loved ones. A letter of appreciation from Cheer Coaches Emily Gafford and Sarah Kope was shared with the Board regarding the completion of the Indoor Athletic Facility.

As part of Michigan School Board Recognition Month, the Madison Education Association President Jill Hogle recognized each of the Board for their dedication and service and presented each of the Board members with a token of appreciation from the Madison Education Association.

Tecumseh High School Assistant Principal, Angel Mensing and Tecumseh Police Sergeant, B.J. Horn presented information regarding A.L.I.C.E. Training which stands for Alert, Lockdown, Inform, Counter, Evacuate.

A motion was made by Nancy Roback, and supported by Julie Ramos that the minutes of the December 15, 2014 regular meeting be approved and that the list of monthly statements totaling \$53,311.29 for the General Fund be approved for payment.

Ayes 7

Nays 0

Motion Carried

A motion was made by Julie Ramos, and supported by Mark Swinehart, that FMLA/ Disability leave be approved for Middle School Connie Hayes and that she be allowed to use sick leave for the time her physician has verified she is disabled.

Ayes 7

Nays 0

Motion Carried

A motion to adjourn the meeting was made by Mark Swinehart, and supported by Ruben Villegas, at 6:59 p.m.

Respectfully submitted,

Secretary, Board of Education

SPI
DATE: 02/11/2015
TIME: 15:58:01

MADISON SCHOOL DISTRICT
CHECK REGISTER

PAGE NUMBER: 1
VENCHK11
ACCOUNTING PERIOD: 8/15

FUND - 11 - GENERAL FUND

CHECK NUMBER	CASH ACCT	DATE ISSUED	-----VENDOR-----	ACCT	-----DESCRIPTION-----	AMOUNT
19593	9101	02/16/15	5574 AMANDA HARSH	5210	CLASS BOOKS	70.00
19594	9101	02/16/15	6870 AMERICAN OFFICE SOLUTIONS	4220	C1851 HS COPIER	51.57
19594	9101	02/16/15	6870 AMERICAN OFFICE SOLUTIONS	4220	C1851 HS COPIER	1.05
		TOTAL CHECK				52.62
19595	9101	02/16/15	10101 ARMSTRONG TOOL & SUPPLY C	5110	COPPER SHEET - 22G, CODE:	140.00
19595	9101	02/16/15	10101 ARMSTRONG TOOL & SUPPLY C	5110	COPPER SHEET - 24G, CODE:	66.00
19595	9101	02/16/15	10101 ARMSTRONG TOOL & SUPPLY C	5110	ESTIMATED SHIPPING/HANDLI	12.95
		TOTAL CHECK				218.95
19596	9101	02/16/15	10560 BATTERY WHOLESALE	4120	BATTERY	75.99
19596	9101	02/16/15	10560 BATTERY WHOLESALE	5730	BUS #6 BATTERY	275.48
		TOTAL CHECK				351.47
19597	9101	02/16/15	12961 BLACKBOARD	6220	FUSION HOSTING 14.15	493.75
19597	9101	02/16/15	12961 BLACKBOARD	6410	FUSION HOSTING 14.15	493.75
19597	9101	02/16/15	12961 BLACKBOARD	6410	FUSION HOSTING 14.15	493.76
19597	9101	02/16/15	12961 BLACKBOARD	6410	FUSION HOSTING 14.15	493.76
		TOTAL CHECK				1,975.02
19598	9101	02/16/15	16240 CDW GOVERNMENT, INC.	6410	1192712 EPSON PROJECTOR L	79.00
19598	9101	02/16/15	16240 CDW GOVERNMENT, INC.	6220	3106213 WD BLACK MOBILE 2	56.00
19598	9101	02/16/15	16240 CDW GOVERNMENT, INC.	6410	3106213 WD BLACK MOBILE 2	56.00
19598	9101	02/16/15	16240 CDW GOVERNMENT, INC.	6410	1192712 EPSON ELPLP42 PRO	77.95
19598	9101	02/16/15	16240 CDW GOVERNMENT, INC.	6220	2582787 HP PCM+ V4 W/1Y M	1,210.00
		TOTAL CHECK				1,478.95
19599	9101	02/16/15	27385 DEMCO, INC.	5990	DEMCO CIRCEXTENDER 2X4-MI	41.43
19599	9101	02/16/15	27385 DEMCO, INC.	5990	DEMCO CIRCEXTENDER 2X4-MI	27.06
19599	9101	02/16/15	27385 DEMCO, INC.	5990	STANDARD ECONOMY BOOK SUP	143.35
19599	9101	02/16/15	27385 DEMCO, INC.	5990	ULTRA AGGRESSIVE LBL PROT	27.88
		TOTAL CHECK				239.72
19600	9101	02/16/15	27890 DEXTER'S INC.	5980	JD LATCH	7.27
19601	9101	02/16/15	30880 EDVOTEK	5121	ESTIMATED SHIPPING/HANDLI	23.70
19601	9101	02/16/15	30880 EDVOTEK	5121	KIT #118 FH CHOLESTEROL D	79.00
		TOTAL CHECK				102.70
19602	9101	02/16/15	35580 FRAME'S PEST CONTROL, INC	4220	PEST CONTROL	51.00
19603	9101	02/16/15	35916 FREDERICK PAUL & ASSOC.,	3190	UNEMPLOYMENT SERV	240.00
19604	9101	02/16/15	110776 GREAT LAKES BOOK COMPANY	5210	1429274379 STATISTICAL RE	343.80
19604	9101	02/16/15	110776 GREAT LAKES BOOK COMPANY	5210	004676738 THE PHAROAH'S S	101.70
		TOTAL CHECK				445.50
19605	9101	02/16/15	42853 HEATHER YEAGER	5110	ART SUPPLIES	78.39
19606	9101	02/16/15	44447 HIGHSCOPE	3220	OL465A-TEST FEBRUARY 2-6,	60.00
19607	9101	02/16/15	46743 HUBBARD AUTO CENTER-ADRIA	5710	DSL EXH 2.5G	51.96
19608	9101	02/16/15	46756 HUNTER MOVING & STORAGE	4220	PIANO MOVE	267.65

SPI
DATE: 02/11/2015
TIME: 15:58:01

MADISON SCHOOL DISTRICT
CHECK REGISTER

PAGE NUMBER: 2
VENCHK11
ACCOUNTING PERIOD: 8/15

FUND - 11 - GENERAL FUND

CHECK NUMBER	CASH ACCT	DATE ISSUED	-----VENDOR-----	ACCT	-----DESCRIPTION-----	AMOUNT
19609	9101	02/16/15	47396 IMPREST FUND	4110	DIGIMATICS IAF LETTER	1,450.00
19609	9101	02/16/15	47396 IMPREST FUND	5990	E PIFER MS MUSICAL	500.00
19609	9101	02/16/15	47396 IMPREST FUND	7410	L HOOKER RENEWAL	95.00
19609	9101	02/16/15	47396 IMPREST FUND	5710	M HOFFMAN FUEL REIMB	20.01
19609	9101	02/16/15	47396 IMPREST FUND	5990	P SNEAD MS MUSICAL	1,100.00
19609	9101	02/16/15	47396 IMPREST FUND	3610	USPS NEWSLETTER RET	2.85
TOTAL CHECK						3,167.86
19610	9101	02/16/15	71668 J W PEPPER OF DETROIT	5110	#10029219 CARPATHIA BY W	15.00
19610	9101	02/16/15	71668 J W PEPPER OF DETROIT	5110	#10029220 EXTRA SCORE TO	45.00
19610	9101	02/16/15	71668 J W PEPPER OF DETROIT	5110	#10312049 GADGET BY RAND	65.00
19610	9101	02/16/15	71668 J W PEPPER OF DETROIT	5110	#10312050 EXTRA SCORES FO	30.00
19610	9101	02/16/15	71668 J W PEPPER OF DETROIT	5110	#2445351 EXTRA SCORES TO	10.00
19610	9101	02/16/15	71668 J W PEPPER OF DETROIT	5110	#2478594 MYSTIC JOURNEY	48.00
19610	9101	02/16/15	71668 J W PEPPER OF DETROIT	5110	#2478712 EXTRA SCORES OF	15.00
19610	9101	02/16/15	71668 J W PEPPER OF DETROIT	5110	ESTIMATED SHIPPING/HANDLI	14.99
TOTAL CHECK						242.99
19611	9101	02/16/15	90103 JERRY ISOM	5710	FUEL	67.01
19612	9101	02/16/15	55432 LENAWEE INTERMEDIATE SCHO	8220	FOLLETT LIB HOST FEE	1,232.88
19612	9101	02/16/15	55432 LENAWEE INTERMEDIATE SCHO	8210	PREP ACAD FALL 14.15	11,632.69
19612	9101	02/16/15	55432 LENAWEE INTERMEDIATE SCHO	5730	BUS 3, 4, 6	498.00
19612	9101	02/16/15	55432 LENAWEE INTERMEDIATE SCHO	4130	BUS 3, 4, 6	195.53
19612	9101	02/16/15	55432 LENAWEE INTERMEDIATE SCHO	4130	BUS 3, 4, 6	9.78
19612	9101	02/16/15	55432 LENAWEE INTERMEDIATE SCHO	4130	BUS 8 & TRUCK	1.92
19612	9101	02/16/15	55432 LENAWEE INTERMEDIATE SCHO	5730	BUS 8 & TRUCK	210.00
19612	9101	02/16/15	55432 LENAWEE INTERMEDIATE SCHO	4130	BUS 8 & TRUCK	38.47
TOTAL CHECK						13,819.27
19613	9101	02/16/15	9 MACUL	3120	J BRANDEBERRY MACUL	245.00
19614	9101	02/16/15	62156 MASA	3220	R ROWE CONFERENCE	275.00
19615	9101	02/16/15	65990 MT BUSINESS TECHNOLOGIES,	5990	STAPLES	80.00
19615	9101	02/16/15	65990 MT BUSINESS TECHNOLOGIES,	4220	U3537 HS COPIER	78.17
19615	9101	02/16/15	65990 MT BUSINESS TECHNOLOGIES,	4220	U3537 HS COPIER	1.60
19615	9101	02/16/15	65990 MT BUSINESS TECHNOLOGIES,	4220	ANNUAL SMARTSEARCH	780.00
19615	9101	02/16/15	65990 MT BUSINESS TECHNOLOGIES,	4220	U3537 HS COPIER	.65
19615	9101	02/16/15	65990 MT BUSINESS TECHNOLOGIES,	4220	U3537 HS COPIER	31.81
19615	9101	02/16/15	65990 MT BUSINESS TECHNOLOGIES,	4220	U3952 HS COPIER	232.56
19615	9101	02/16/15	65990 MT BUSINESS TECHNOLOGIES,	4220	U3952 HS COPIER	4.75
19615	9101	02/16/15	65990 MT BUSINESS TECHNOLOGIES,	4220	U4532 CO COPIER	.60
19615	9101	02/16/15	65990 MT BUSINESS TECHNOLOGIES,	4220	U4532 CO COPIER	29.61
19615	9101	02/16/15	65990 MT BUSINESS TECHNOLOGIES,	4220	U2350 ELEM COPIER	242.42
19615	9101	02/16/15	65990 MT BUSINESS TECHNOLOGIES,	4220	U2350 ELEM COPIER	4.95
19615	9101	02/16/15	65990 MT BUSINESS TECHNOLOGIES,	4220	W8440 HS COPIER	131.78
19615	9101	02/16/15	65990 MT BUSINESS TECHNOLOGIES,	4220	W8440 HS COPIER	2.70
TOTAL CHECK						1,621.60
19616	9101	02/16/15	68790 NETECH	5122	2214835 DELL LATITUDE 334	764.90
19616	9101	02/16/15	68790 NETECH	5121	2214835 DELL LATITUDE 334	1,529.80
19616	9101	02/16/15	68790 NETECH	5121	2214841 EXTRA AC ADAPTER	25.61
19616	9101	02/16/15	68790 NETECH	5122	2214841 EXTRA AC ADAPTER	25.61
19616	9101	02/16/15	68790 NETECH	5122	I3 UPGRADE -UPGRADE TO IN	148.68
19616	9101	02/16/15	68790 NETECH	5121	I3 UPGRADE -UPGRADE TO IN	301.86

SPI
DATE: 02/11/2015
TIME: 15:58:01

MADISON SCHOOL DISTRICT
CHECK REGISTER

PAGE NUMBER: 3
VENCHK11
ACCOUNTING PERIOD: 8/15

FUND - 11 - GENERAL FUND

CHECK NUMBER	CASH ACCT	DATE ISSUED	-----VENDOR-----	ACCT	-----DESCRIPTION-----	AMOUNT
TOTAL CHECK						2,796.46
19617	9101	02/16/15	94650 NICHOLS	5990	RUBBER BLADES	56.39
19618	9101	02/16/15	69403 OCCUHEALTH	3130	EL NURSE	1,289.61
19618	9101	02/16/15	69403 OCCUHEALTH	3130	HS NURSE	214.93
19618	9101	02/16/15	69403 OCCUHEALTH	3130	MS NURSE	214.94
TOTAL CHECK						1,719.48
19619	9101	02/16/15	72220 PERFORMANCE AUTO OF ADRIA	5710	UNIV A/F GAL	85.74
19619	9101	02/16/15	72220 PERFORMANCE AUTO OF ADRIA	5730	BLADE FUSE	1.69
TOTAL CHECK						87.43
19620	9101	02/16/15	72336 PERRY PRO TECH	4220	B2150,B2151 MS COPIER	6.08
19620	9101	02/16/15	72336 PERRY PRO TECH	4220	B2150,B2151 MS COPIER	298.12
19620	9101	02/16/15	72336 PERRY PRO TECH	4220	A5986 ELEM COPIER	4.88
19620	9101	02/16/15	72336 PERRY PRO TECH	4220	A5986 ELEM COPIER	239.12
TOTAL CHECK						548.20
19621	9101	02/16/15	76026 REEVES, INC	4220	PAC SPRINKLER SYST 1Q	360.00
19622	9101	02/16/15	57974 RIO GRANDE	5110	ADVANTEDGE SILICONE POLIS	29.95
19622	9101	02/16/15	57974 RIO GRANDE	5110	COPPER 1/16" LONG RIVET F	12.75
19622	9101	02/16/15	57974 RIO GRANDE	5110	COPPER 1/8" LONG RIVET FO	22.50
19622	9101	02/16/15	57974 RIO GRANDE	5110	COPPER RIVET ACCENT ASST	23.00
19622	9101	02/16/15	57974 RIO GRANDE	5110	ESTIMATED SHIPPING/HANDLI	9.31
19622	9101	02/16/15	57974 RIO GRANDE	5110	RIVETING SYSTEM FOR 1/16"	281.85
TOTAL CHECK						379.36
19623	9101	02/16/15	81745 SEHI COMPUTER PRODUCTS	6421	153118 HP TONER 85A	52.30
19623	9101	02/16/15	81745 SEHI COMPUTER PRODUCTS	6421	ESTIMATED SHIPPING/HANDLI	6.00
19623	9101	02/16/15	81745 SEHI COMPUTER PRODUCTS	6410	ESTIMATED SHIPPING/HANDLI	6.00
19623	9101	02/16/15	81745 SEHI COMPUTER PRODUCTS	6410	REMC ITEM NUMBER 153045 T	128.52
TOTAL CHECK						192.82
19624	9101	02/16/15	82601 SHRADER TIRE & OIL	5720	TIRE REPAIR, TIRES	727.80
19624	9101	02/16/15	82601 SHRADER TIRE & OIL	5720	TIRES	231.20
TOTAL CHECK						959.00
19625	9101	02/16/15	82985 SIENA HEIGHTS UNIVERSITY	3711	A PIFER DUAL ENROLL	450.00
19625	9101	02/16/15	82985 SIENA HEIGHTS UNIVERSITY	3711	D ROSALES DUAL ENROLL	450.00
19625	9101	02/16/15	82985 SIENA HEIGHTS UNIVERSITY	3711	A HAMILTON DUAL ENROL	450.00
19625	9101	02/16/15	82985 SIENA HEIGHTS UNIVERSITY	3711	T MOHLER DUAL ENROLL	450.00
19625	9101	02/16/15	82985 SIENA HEIGHTS UNIVERSITY	3711	M HAGUE DUAL ENROLL	450.00
19625	9101	02/16/15	82985 SIENA HEIGHTS UNIVERSITY	3711	M WILSON DUAL ENROLL	450.00
19625	9101	02/16/15	82985 SIENA HEIGHTS UNIVERSITY	3711	B DAVIS DUAL ENROLL	450.00
19625	9101	02/16/15	82985 SIENA HEIGHTS UNIVERSITY	3711	C KANGAS DUAL ENROLL	450.00
19625	9101	02/16/15	82985 SIENA HEIGHTS UNIVERSITY	3711	M GOMEZ DUAL ENROLL	450.00
19625	9101	02/16/15	82985 SIENA HEIGHTS UNIVERSITY	3711	S MCMAHON DUAL ENROLL	450.00
19625	9101	02/16/15	82985 SIENA HEIGHTS UNIVERSITY	3711	K SWEET DUAL ENROLL	450.00
19625	9101	02/16/15	82985 SIENA HEIGHTS UNIVERSITY	3711	A TRUMBULL DUAL ENROL	450.00
19625	9101	02/16/15	82985 SIENA HEIGHTS UNIVERSITY	3711	A FLYNN DUAL ENROLL	450.00
19625	9101	02/16/15	82985 SIENA HEIGHTS UNIVERSITY	3711	D MARTINEZ DUAL ENROL	450.00
19625	9101	02/16/15	82985 SIENA HEIGHTS UNIVERSITY	3711	A WING DUAL ENROL	450.00
TOTAL CHECK						6,750.00

SPI
DATE: 02/11/2015
TIME: 15:58:01

MADISON SCHOOL DISTRICT
CHECK REGISTER

PAGE NUMBER: 4
VENCHK11
ACCOUNTING PERIOD: 8/15

FUND - 11 - GENERAL FUND

CHECK NUMBER	CASH ACCT	DATE ISSUED	-----VENDOR-----	ACCT	-----DESCRIPTION-----	AMOUNT
19626	9101	02/16/15	83550 SLUSARSKI	5980	ROCK SALT	975.00
19627	9101	02/16/15	85611 STAPLES BUSINESS ADVANTAG	6410	1060902 SUPERPRO GLOW COM	74.73
19628	9101	02/16/15	90470 TRANSPORTATION ACCESSORIE	5730	CUSHION COVERS, SEAT	657.15
19628	9101	02/16/15	90470 TRANSPORTATION ACCESSORIE	5730	CUSHION COVER	17.29
19628	9101	02/16/15	90470 TRANSPORTATION ACCESSORIE	5730	SPOOL VALVE, CLOTH	37.91
19628	9101	02/16/15	90470 TRANSPORTATION ACCESSORIE	5730	SPOOL VALVE	142.04
19628	9101	02/16/15	90470 TRANSPORTATION ACCESSORIE	5730	MOTOR KIT, CYLINDER	706.19
19628	9101	02/16/15	90470 TRANSPORTATION ACCESSORIE	5730	DOOR CONTROL SWITCH	37.62
19628	9101	02/16/15	90470 TRANSPORTATION ACCESSORIE	5730	SEAT CLOTH	-28.87
19628	9101	02/16/15	90470 TRANSPORTATION ACCESSORIE	5730	SEAT COVER	-28.87
			TOTAL CHECK			1,540.46
19629	9101	02/16/15	93316 WARDS NATURAL SCIENCE	5110	366022 DIFFUSION & CELL S	23.29
19629	9101	02/16/15	93316 WARDS NATURAL SCIENCE	5110	ESTIMATED SHIPPING/HANDLI	10.49
19629	9101	02/16/15	93316 WARDS NATURAL SCIENCE	5121	853800 - WARDS PIGMENTED	38.99
			TOTAL CHECK			72.77
			TOTAL FUND			41,642.03
			TOTAL REPORT			41,642.03

Superintendent's Report February 16, 2015

I. Retain Auditors for 2014-15 Fiscal Year Audit (Action Item)

We have received a quote from Drake, Watters, & Associates, PLLC to provide 2014-15 fiscal year audits at a fee of \$16,500.00, an increase of \$25.00 from a year ago. I recommend the Board approve retaining Drake, Watters, & Associates, PLLC for the 2014-15 fiscal year audits.

II. Balanced School Year (Information Item)

Two dates are scheduled to meet with parents regarding their interest in Madison Elementary School's Balanced School Year (BSY). Parents have the opportunity to hear from staff and administrators Tuesday, March 3rd from 7:00 – 8:00 p.m. and Thursday, March 5th from 9:00 – 10:00. Both presentations will take place in the Performing Arts Center. Similar to last year, we will have a survey for parents to complete following the meeting. The survey will ask for parents to indicate if they are interested in the BSY option or if they need additional information in order to make an informed decision. We will answer questions throughout the week following the parent meetings, placing information on the Elementary School website under the BSY tab. Parents will then be asked to submit a Commitment/Registration Form no later than Friday, March 13th. This will provide us valuable enrollment information - by grade level - which will help determine "next steps" regarding staffing and facilitating various supports.

III. Enrollment Trends (Information Item)

I communicated the following in my board report at the October 20th Madison Board of Education meeting:

Our unaudited enrollment on the October 1st official count day is 1,560.38. Not all students are at Madison to constitute a Full Time Equivalent (FTE), therefore the FTE at 1560.38 is less than the head count figure listed in the chart below. The 2014-15 projected budget consists of a \$246,506 deficit. Unfortunately, the loss of FTE from the projected FTE through Count Day will result in an even larger deficit. As illustrated in the chart below and as presented and discussed at the Strategic Planning Workshop October 4th, it is extremely difficult to project a budget based on enrollment with the economic and societal challenges facing families today. Many do not have a choice but to move out of the area, more and more out of state.

As a follow up to the October board report I have provided you data related to enrollment trends for Madison School District. Unfortunately the trend of enrollment decline, at Madison and throughout the County, continues. Madison had a significant unanticipated enrollment increase of 80 students between Fall 2011 and Fall 2012.

Current staffing continues to support the District's enrollment at that time of approximately 1,590 students. This past Wednesday Madison had 1,520 students enrolled for Count Day. Please note that this is the best case scenario as a few of the 1,520 students were not present at Count Day but have the potential to be counted based on the 10/30 day rule.

I will spend time at the Board meeting walking you through several documents illustrating enrollment trends that affect this year's budget deficit, next year's budget projection, and aspects of District operations which may be compounded by a less than desirable proposed budget by the Governor. We will have to work diligently to ensure the District does not create a structural deficit for years to come.

It was reported at the Michigan Association of School Administrators (MASA) Conference that approximately 75% of school districts in the state are experiencing an enrollment decline. Madison is no exception. It was communicated that this trend may continue through at least 2018. With this in mind the second official membership count day for the 2014-15 school year was this past Wednesday. Chart 1 illustrates enrollment trends, specifically Count Day enrollment figures, from the previous three school years, 2012-13, 2013-14, and 2014-15.

I have included the second document (Chart 2) titled "Student Gain 2014-15 - Since October 1, 2014 Count Day" and a document (Chart 3) titled "Student Withdrawals 2014-15 - Since October 1, 2014 Count Day". Data within the Chart 2 indicates students gained since Count Day (October 1, 2014). Chart 2 includes information including Resident Status, Grade, Entry Date, and Foundation Allowance. Section 25 status is included if the student enrolled at Madison from out of County but from within the state of Michigan. We apply to receive a portion of each student's FTE when a student enrolls at Madison from outside of Lenawee County between the two count days. This does not pertain to students arriving from out-of-state or from a school district within Lenawee County. Lenawee County schools have an agreement that they will not participate with this practice. Madison enrolled 23 students since Count Day. This enrollment results in a gain of just over \$30,000.

Data within Chart 3 illustrates students who have left the District since Count Day (October 1, 2014), including Resident Status, Grade, Entry Date, and Foundation Allowance. Section 25 status is included if the student departed Madison and enrolled in another Michigan school outside of Lenawee County. 65 students left Madison since Count Day costing the District nearly \$70,000 between Section 25 and a loss of 10% of the FTE because those students were not here for the second count day. Two important factors must be considered from this data. One, most of the students leaving are from the elementary school. Two, a lot of the students are relocating out-of-state.

The pie charts within Chart 3 indicates data related to the number of students leaving the state and the number enrolling in another Michigan school district. It also

documents that most of the incoming students reside within the Madison School District, rather than enrolling as SOC.

The remaining documents indicate additional data regarding county-wide enrollment figures and SOC data. The result of enrollment decline, if it continues, as the data indicates it will, has numerous financial implications for the District.

The second official membership count day for the 2014-15 school year was this past Wednesday. The following chart provides an illustration of enrollment trends, specifically Count Day enrollment figures, from the previous school years, 2012-13, 2013-14, and 2014-15.

Enrollment Trends, Count Day Fall 2012 – Spring 2015

Grade Level	October 2012	February 2013	October 2013	February 2014	October 2014	February 2015
DK/K	194	193	178	179	162	153
1	138	134	137	136	136	129
2	119	119	132	133	139	136
3	116	114	114	113	134	129
4	123	124	115	118	114	113
5	141	138	123	124	122	119
Elementary Total	831	822	799	803	807	784
6	130	137	136	137	128	124
7	114	114	127	126	127	124
8	124	123	110	107	116	115
Middle Total	368	364	373	370	371	363
9	125	119	99	102	100	96
10	87	83	113	113	103	98
11	99	97	87	87	106	105
12	78	76	90	90	79	79
High Total	389	375	389	392	388	378
District Total	1588	1561	1561	1565	1566	1520

Student Gain 2014-15 - Since October 1, 2014 Count Day

Residency	Home District	Grade	Entry Date	Foundation Allowance	90%	Section 25 Gain		10%
Residents	Madison School District	1	10/20/2014	\$7,942	\$7,147.80			\$794.20
Residents	Madison School District	1	10/21/2014	\$7,942	\$7,147.80	0.67	\$4,296.98	\$794.20
SOC	46010	1	12/1/2014	\$7,126	\$6,413.40			\$712.60
Residents	Madison School District	1	1/6/2015	\$7,942	\$7,147.80			\$794.20
Residents	Madison School District	2	10/21/2014	\$7,942	\$7,147.80	0.67	\$4,296.98	\$794.20
Residents	Madison School District	2	11/3/2014	\$7,942	\$7,147.80			\$794.20
Residents	Madison School District	3	10/20/2014	\$7,942	\$7,147.80			\$794.20
Residents	Madison School District	4	2/2/2015	\$7,942	\$7,147.80			\$794.20
Residents	Madison School District	5	10/14/2014	\$7,942	\$7,147.80			\$794.20
Non-Residents	46010	6	10/8/2014	\$7,126	\$6,413.40			\$712.60
Non-Residents	46010	6	2/11/2015	\$7,126	\$6,413.40			\$712.60
SOC	46010	7	12/1/2014	\$7,126	\$6,413.40			\$712.60
Residents	Madison School District	8	10/23/2014	\$7,942	\$7,147.80			\$794.20
Non-Residents	46010	8	1/6/2015	\$7,126	\$6,413.40	0.24	\$1,539.22	\$712.60
Residents	Madison School District	9	12/3/2014	\$7,942	\$7,147.80			\$794.20
Non-Residents	Madison School District	9	2/11/015	\$7,126	\$6,413.40			\$712.60
Residents	Madison School District	10	12/2/2014	\$7,942	\$7,147.80			\$794.20
Residents	Madison School District	10	1/17/2015	\$7,942	\$7,147.80			\$794.20
Residents	Madison School District	10	2/11/2015	\$7,942	\$7,147.80			\$794.20
SOC	46010	11	12/1/2014	\$7,126	\$6,413.40			\$712.60
SOC	46010	11	12/5/2014	\$7,126	\$6,413.40	0.36	\$2,404.73	\$712.60
Residents	Madison School District	12	12/2/2014	\$7,942	\$7,147.80			\$794.20
Residents	Madison School District	12	12/11/2014	\$7,942	\$7,147.80			\$794.20
							\$12,537.90	\$17,613.80
	Total Students Gained	23						\$30,151.70

Student Withdrawals 2014-15 - Since October 1, 2014 Count Day

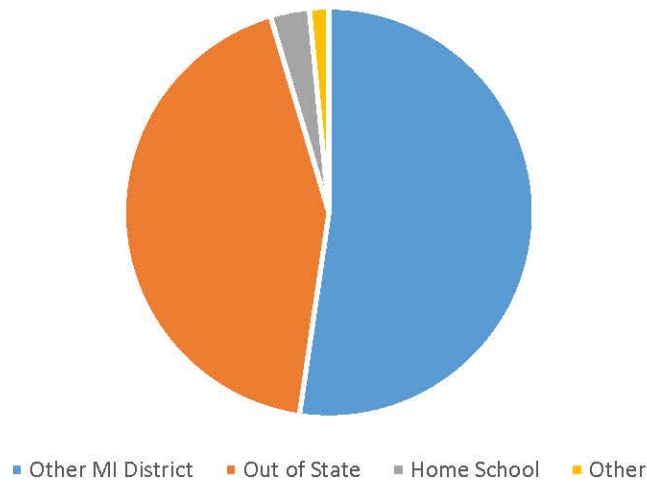
Residency	Home District	Grade	Entry With Withdrawal Code	Withdrawal Date	Foundation Allowance	90%	Section 25 Loss		10%
SOC	46010	Young 5's	Moved out of state	10/31/2014	\$7,126	\$6,413.40			\$712.60
SOC	46010	Young 5's	Enrolled in another public school district in Michigan	1/7/2015	\$7,126	\$6,413.40			\$712.60
SOC	MSD	Young 5's	Enrolled in another public school district in Michigan	1/12/2015	\$7,942	\$7147.80			\$794.20
Resident	Madison School District	K	Moved out of state	10/13/2014	\$7,942	\$7,147.80			\$794.20
SOC	46010	K	Enrolled in another public school district in Michigan	10/17/2014	\$7,126	\$6,413.40			\$712.60
Resident	Madison School District	K	Moved out of state	11/18/2014	\$7,942	\$7,147.80			\$794.20
SOC	46010	K	Enrolled in another public school district in Michigan	11/21/2014	\$7,126	\$6,413.40			\$712.60
Resident	Madison School District	K	Moved out of state	1/5/2015	\$7,942	\$7,147.80			\$794.20
SOC	58030	K	Enrolled in another public school district in Michigan	1/5/2015	\$7,126	\$6,413.40	0.25	\$1,603.35	\$712.60
Resident	Madison School District	1	Enrolled in another public school district in Michigan	10/16/2014	\$7,942	\$7,147.80	0.44	\$3,145.03	\$794.20
SOC	46010	1	Enrolled in another public school district in Michigan	10/17/2014	\$7,126	\$6,413.40			\$712.60
Resident	Madison School District	1	Moved out of state	11/6/2014	\$7,942	\$7,147.80			\$794.20
Resident	Madison School District	1	Moved out of state	11/17/2014	\$7,942	\$7,147.80			\$794.20
Resident	Madison School District	1	Moved out of state	11/21/2014	\$7,942	\$7,147.80			\$794.20
Resident	Madison School District	1	Enrolled in another public school district in Michigan	12/1/2014	\$7,942	\$7,147.80			\$794.20
SOC	46010	1	Enrolled in another public school district in Michigan	12/11/2014	\$7,126	\$6,413.40	0.25	\$1,603.35	\$712.60

SOC	46010	1	Moved out of state	12/17/2014	\$7,126	\$6,413.40			\$712.60
SOC	46010	1	Enrolled in another public school district in Michigan	1/7/2015	\$7,126	\$6,413.40			\$712.60
SOC	46010	1	Moved out of state	2/10/2015	\$7,126	\$6,413.40			\$712.60
Resident	Madison School District	2	Enrolled in another public school district in Michigan	10/6/2014	\$7,942	\$7,147.80	0.77	\$5,503.81	\$794.20
Resident	Madison School District	2	Moved out of state	10/13/2014	\$7,942	\$7,147.80			\$794.20
Resident	Madison School District	2	Moved out of state	11/19/2014	\$7,942	\$7,147.80			\$794.20
Resident	Madison School District	2	Moved out of state	12/1/2014	\$7,942	\$7,147.80			\$794.20
Resident	Madison School District	3	Enrolled in another public school district in Michigan	11/17/2014	\$7,942	\$7,147.80			\$794.20
Resident	Madison School District	3	Moved out of state	11/19/2014	\$7,942	\$7,147.80			\$794.20
Resident	Madison School District	3	Enrolled in another public school district in Michigan	12/1/2014	\$7,942	\$7,147.80			\$794.20
SOC	58030	3	Enrolled in another public school district in Michigan	1/5/2015	\$7,126	\$6,413.40	0.25	\$1,603.35	\$712.60
Resident	Madison School District	3	Enrolled in another public school district in Michigan	1/12/2015	\$7,942	\$7,147.80			\$794.20
Resident	Madison School District	3	Enrolled in another public school district in Michigan	1/20/2015	\$7,942	\$7,147.80	0.15	\$1,072.17	\$794.20
Resident	Madison School District	4	Moved out of state	11/18/2014	\$7,942	\$7,147.80			\$794.20
Resident	Madison School District	4	Moved out of state	12/1/2014	\$7,942	\$7,147.80			\$794.20

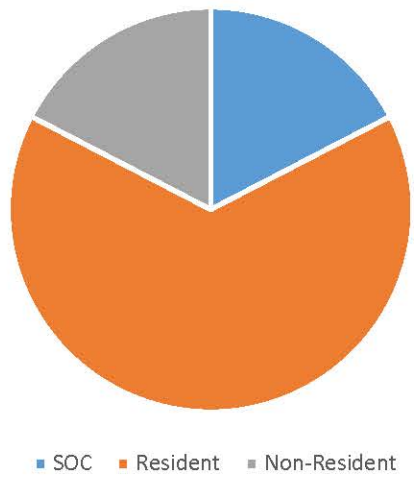
Resident	Madison School District	5	Moved out of state	11/18/2014	\$7,942	\$7,147.80			\$794.20
Resident	Madison School District	5	Moved out of state	11/19/2014	\$7,942	\$7,147.80			\$794.20
Resident	Madison School District	5	Moved out of state	11/21/2014	\$7,942	\$7,147.80			\$794.20
SOC	46010	5	Moved out of state	12/18/2014	\$7,126	\$6,413.40			\$712.60
SOC	46010	6	Moved out of state	11/10/2014	\$7,126	\$6,413.40			\$712.60
Resident	Madison School District	6	Moved out of state	11/17/2014	\$7,942	\$7,147.80			\$794.20
Resident	Madison School District	6	Enrolled in another public school district in Michigan	11/17/2014	\$7,942	\$7,147.80			\$794.20
SOC	46130	6	Enrolled in another public school district in Michigan	1/5/2015	\$7,126	\$6,413.40	0.25	\$1,603.35	\$712.60
SOC	46010	6	Moved out of state	1/6/2015	\$7,126	\$6,413.40			\$712.60
Resident	Madison School District	7	Enrolled in another public school district in Michigan	10/20/2014	\$7,942	\$7,147.80			\$794.20
SOC	46010	7	Enrolled in another public school district in Michigan	10/22/2014	\$7,126	\$6,413.40			\$712.60
SOC	46010	7	Moved out of state	1/5/2015	\$7,126	\$6,413.40			\$712.60
Resident	Madison School District	7	Enrolled in another public school district in Michigan	1/5/2015	\$7,942	\$7,147.80			\$794.20
SOC	46010	8	Moved out of state	12/8/2014	\$7,126	\$6,413.40			\$712.60
SOC	46010	8	Enrolled in another public school district in Michigan	1/20/2015	\$7,126	\$6,413.40			\$712.60
Non-Resident	46080	8	Enrolled in another public school district in Michigan	1/28/2015	\$7,126	\$6,413.40			\$712.60

Enrollment Summary - Since October 1, 2014 Count Day:

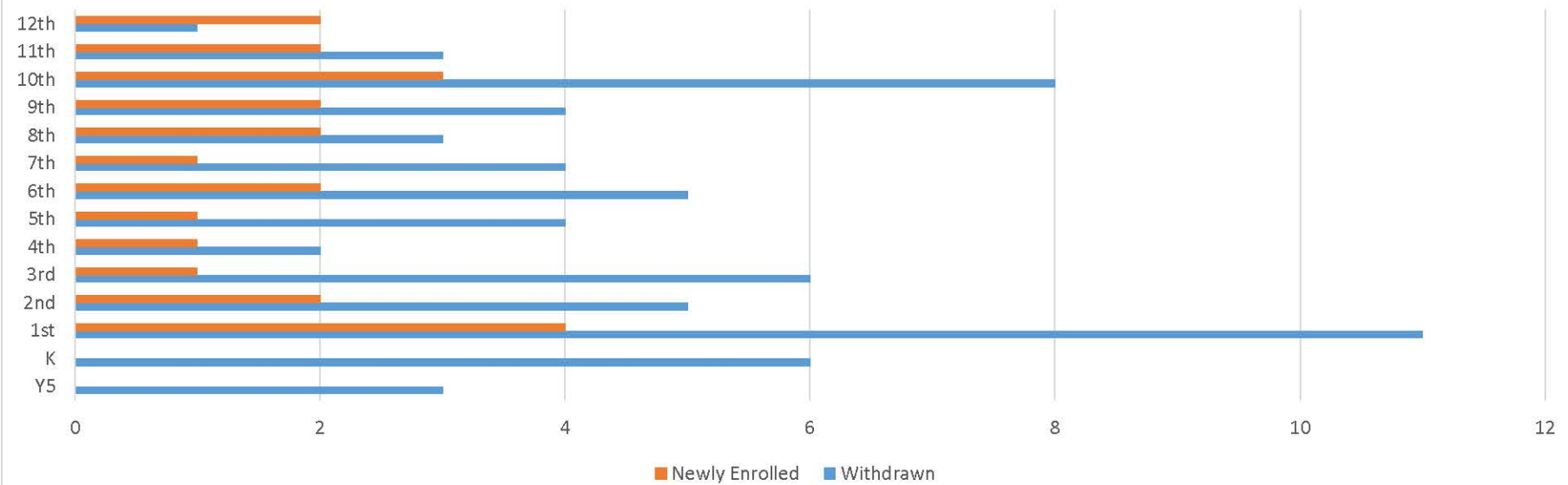
2014-15 Withdrawn Students (-65)



2014-15 Newly Enrolled Students (+23)



Net Enrollment (-42) by Grade



2014-15 Net Change in Enrollment - Since October 1, 2014 Count Day

Grade Level	Newly Enrolled	Withdrawn	Enrollment Net Change	FTE Gained	FTE Lost	FTE Net Change
Y5	0	-3	-3	\$0.00	-\$2,219.40	-\$2,219.40
K	0	-6	-6	\$0.00	-\$6,123.75	-\$6,123.75
1	4	-11	-7	\$7,392.18	-\$13,076.58	-\$5,684.40
2	2	-5	-3	\$5,885.38	-\$9,474.81	-\$3,589.43
3	1	-6	-5	\$794.20	-\$7,359.12	-\$6,564.92
4	1	-2	-1	\$794.20	-\$1,588.40	-\$794.20
5	1	-4	-3	\$794.20	-\$3,095.20	-\$2,301.00
6	2	-5	-3	\$1,425.20	-\$5,329.55	-\$3,904.35
7	1	-4	-3	\$712.60	-\$3,013.60	-\$2,301.00
8	2	-3	-1	\$3,046.02	-\$2,137.80	\$908.22
9	2	-4	-2	\$1,506.80	-\$3,013.60	-\$1,506.80
10	3	-8	-5	\$2,382.60	-\$7,383.32	-\$5,000.72
11	2	-3	-1	\$3,829.93	-\$4,720.63	-\$890.70
12	2	-1	1	\$1,588.40	-\$712.60	\$875.80
Total	23	-65	-42	\$30,151.70	-\$69,248.35	-\$39,096.65

County Ten- Year FTE Comparison

	Audited Fall 2004	Audited Fall 2005	Change Previous Fall	Audited Fall 2006	Change Previous Fall	Audited Fall 2007	Change Previous Fall	Audited Fall 2008	Change Previous Fall	Audited Fall 2009	Change Previous Fall	Audited Fall 2010	Change Previous Fall	Audited Fall 2011	Change Previous Fall	Audited Fall 2012	Change Previous Fall	Audited Fall 2013	Change Previous Fall	UnAudited Fall 2014	Change Previous Fall	Accum. Ten Year Change
Addison	1,172.00	1,196.01	24.01	1,124.76	-71.25	1,066.62	-68.14	998.24	-68.38	962.00	-46.24	900.44	-51.56	894.06	-6.38	878.41	-15.65	880.25	1.84	854.82	-25.43	-317.18
Adrian	3,837.63	3,735.15	-102.48	3,675.66	-59.49	3,571.39	-104.27	3,566.06	-5.33	3,407.46	-158.60	3,191.17	-216.29	3,142.30	-48.87	3,123.84	-18.46	3,068.63	-65.21	3,048.87	-9.76	-788.76
Blissfield	1,392.61	1,329.76	-62.85	1,326.28	-3.48	1,311.24	-15.04	1,266.73	-44.51	1,267.91	1.18	1,263.44	-4.47	1,253.05	-10.39	1,263.99	10.94	1,243.05	-20.94	1,211.46	-31.59	-181.15
Britton	550.70	530.12	-20.58	548.62	18.50	515.98	-32.64	528.07	12.09	528.41	0.34	522.41	-6.00	772.41	250.00	759.80	-12.61	752.47	-7.33	721.06	-31.41	170.36
Clinton	1,177.29	1,204.85	27.56	1,180.66	-24.19	1,153.34	-27.32	1,150.31	-3.03	1,117.28	-33.03	1,124.03	6.75	1,157.16	33.13	1,117.87	-39.29	1,135.95	18.08	1,064.00	-71.95	-113.29
Deerfield	420.00	394.00	-26.00	383.00	-11.00	355.04	-27.96	320.57	-34.47	307.00	-13.57	271.41	-35.59	-	-271.41		0.00		0.00	0.00	0.00	-420.00
Hudson	1,075.24	1,034.80	-40.44	1,073.02	38.22	1,009.11	-63.91	987.38	-21.73	937.12	-50.26	922.48	-14.64	961.50	39.02	947.16	-14.34	890.48	-56.68	942.86	52.38	-132.38
Madison	1,407.07	1,439.65	32.58	1,455.50	15.85	1,464.63	9.13	1,409.60	-55.03	1,457.11	47.51	1,499.78	42.67	1,509.73	9.95	1,590.06	80.33	1,559.31	-30.75	1,564.79	5.48	157.72
Morenci	911.82	914.88	3.06	890.70	-24.18	870.98	-19.72	844.92	-26.06	794.93	-49.99	749.81	-45.12	739.00	-10.81	718.50	-20.50	683.70	-34.80	673.31	-10.39	-238.51
Orsted	1,851.04	1,858.19	7.15	1,872.54	14.35	1,786.26	-86.28	1,714.64	-71.62	1,657.82	-56.82	1,624.23	-33.59	1,549.62	-74.61	1,527.43	-22.19	1,477.81	-49.62	1,435.54	-42.27	-415.50
Sand Creek	947.18	975.28	28.10	934.00	-41.28	920.28	-13.72	913.37	-6.91	933.00	19.63	931.03	-1.97	934.05	3.02	946.05	12.00	929.14	-16.91	920.49	-8.65	-26.69
Tecumseh	3,441.19	3,463.52	22.33	3,398.23	-65.29	3,315.57	-82.66	3,187.05	-128.52	3,038.35	-148.70	2,997.13	-41.22	2,969.71	-37.42	2,968.25	-1.46	2,923.83	-34.42	2,903.40	-20.43	-537.79
LISD	373.29	398.33	25.04	422.18	23.85	425.26	3.08	401.08	-24.18	390.62	-10.46	382.51	-8.11	330.71	-51.80	313.64	-17.07	300.47	-13.17	227.36	-73.11	-145.93
	18,557.06	18,474.54	(82.52)	18,285.15	-189.39	17,755.70	-529.45	17,288.02	-467.68	16,789.01	-499.01	16,379.87	-409.14	16,203.30	-176.57	16,145.00	-58.30	15,835.09	-309.91	15,667.96	-267.13	-2,989.10
Change from Previous Year			(82.52)		(189.39)		(529.45)		(467.68)		(499.01)		(409.14)		(176.57)		(58.30)		(309.91)		(2,989.10)	

2013-14 Schools of Choice Summary (unaudited – as of October 1, 2014)

	RESIDENT DISTRICTS													
	Addison	Adrian	Blissfield	Britton-Deerfield	Clinton	Hudson	Madison	Morenci	Onsted	Sand Creek	Tecumseh	Total Sec 105 Students	Total 105c Students	Total number of students received by SOC
EDUCATING DISTRICTS														
Addison	0	8	0	0	0	33	0	0	15	0	0	56	68	124
Adrian	4	0	15	2	4	10	215	7	19	19	45	340	11	351
Blissfield	0	68	0	57	0	0	4	0	4	6	9	148	17	165
Britton-Deerfield	1	17	15	0	5	2	0	0	0	0	195	235	25	260
Clinton	0	22	1	10	0	0	1	1	17	0	167	219	25	244
Hudson	39	15	0	0	0	0	0	33	3	2	0	92	81	173
Madison	7	702	19	5	0	5	0	3	8	23	23	795	2	797
Morenci	0	5	0	0	0	6	2	0	2	9	0	24	16	40
Onsted	52	76	2	3	3	19	4	4	0	0	28	191	51	242
Sand Creek	1	271	10	0	0	28	38	49	6	0	0	403	5	408
Tecumseh	1	209	4	18	54	1	10	0	26	2	0	325	21	346
Total number of students leaving by SOC	105	1,393	66	95	66	104	274	97	100	61	467	2,828	322	3,150
Net Change 105 (within county)	-49	-1053	82	140	153	-12	521	-73	91	342	-142			
Grand Total Net Change SOC	19	-1042	99	165	178	69	523	-57	142	347	-121			

Schools of Choice Summary: This fall, 3150 students enrolled in the eleven constituent local districts under Schools of Choice options.

The 11 LISD constituent school districts enrolled 3150 students on the fall count date (October 1, 2014) under Michigan's School of Choice Law. From that total, 2,828 students reside within the Lenawee ISD and have been accepted for membership under Section 105.

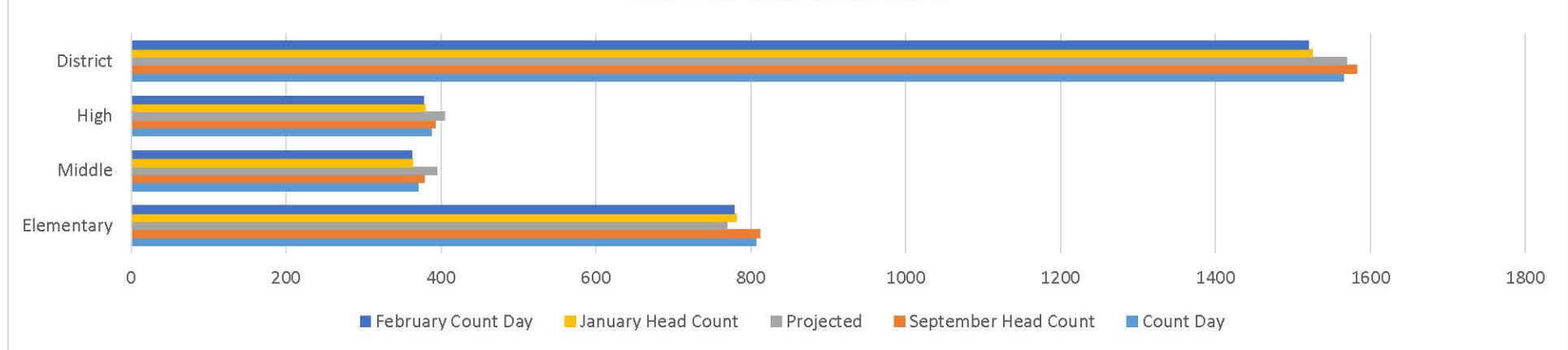
This fall, local districts enrolled 322 students from districts located in an intermediate school district contiguous to the Lenawee ISD. These students have been accepted for membership under Section 105c.

For the current school year, Schools of Choice enrollments increased by 202 students (6.9%) from last fall, as compared to an increase of 110 students (3.9%) in the prior year. Students from districts within the county increased by 168, while those attending through Section 105c increased by 34.

2014-15 Total Enrollment – Projection, Head Count, and Count Day

	Projected	Head Count	Count Day	Difference	Head Count	Difference	Count Day	Difference
	June 9, 2014	September 8, 2014	October 1, 2014	June 9 – October 1, 2014	January 22, 2015	Count Day - January 22, 2015	February 11, 2015	October Count Day – February Count Day
DK/K	146	166	162	16	153	-9	153	-9
1	132	136	136	4	130	-6	129	-7
2	132	139	139	7	137	-2	136	-3
3	132	136	134	2	130	-4	129	-5
4	111	113	114	3	112	-2	113	-1
5	117	124	122	5	120	-2	119	-3
Elementary Total	770	812	807	37	782	-25	779	-28
6	133	128	128	-5	123	-5	124	-4
7	137	128	127	-10	124	-3	124	-3
8	125	122	116	-9	117	1	115	-1
Middle Total	395	378	371	-24	364	-7	363	-8
9	105	99	100	-5	96	-4	96	-4
10	102	105	103	1	99	-4	98	-5
11	112	108	106	-6	106	0	105	-1
12	86	81	79	-7	79	0	79	0
High Total	405	393	388	-17	380	-8	378	-10
District Total	1570	1583	1566	-4	1526	-40	1520	-46

2014-15 Total Enrollment



Summary:

Our unaudited enrollment on the October 1st official count day is 1,560.38. Not all students are at Madison to constitute a Full Time Equivalent (FTE), therefore the FTE at 1560.38 is less than the head count figure listed in the chart below. The 2014-15 projected budget consists of a \$246,506 deficit. Unfortunately, the loss of FTE from the projected FTE through Count Day will result in an even larger deficit. As illustrated in the chart below and as presented and discussed at the Strategic Planning Workshop October 4th, it is extremely difficult to project a budget based on enrollment with the economic and societal challenges facing families today. Many do not have a choice but to move out of the area, more and more out of state.

IV. The Governor's Proposed K-12 Budget (Information Item)

The Governor's proposed K-12 budget for the coming year will again create significant challenges for the District. I appreciate the continuation of funds to help stabilize the Michigan Public School Employees Retirement System, however, this is something that I firmly believe is the state's constitutional responsibility. The following information is provided, in part, by MASA. I have noted throughout the bulleted aspects of the proposed budget how I believe Madison may be affected.

2014-15 Current Year

Governor Rick Snyder's proposal to close the \$330 million 2014-15 General Fund budget deficit includes cuts totaling \$102.9 million, funding the remainder of payments to the state's community colleges entirely out of the School Aid Fund and realizing savings from the reduction of Medicaid caseloads (Paying community colleges out of the School Aid Fund, instead of the General Fund, would save \$167 million).

2015-16 Proposed Budget

The governor's proposed budget for fiscal year 2016 recommends total ongoing funding of \$13.8 billion, of which \$45.9 million is general fund. The governor also recommends \$114.7 million in one-time spending in fiscal year 2016.

- This Governor proposes a \$108 million increase in the foundation allowance, which equates to a \$75 per-pupil increase. This proposed increase brings the minimum foundation allowance up to \$7,326 per pupil, and the basic foundation allowance to \$8,174 per pupil but remains under the rate of inflation. *(This increase is far less than was decreased five years ago (\$477) and does not adequately support a decrease in funding through other aspects of the proposed budget).*
- A new investment of \$25 million for a third grade reading initiative to continue and advance the state's focus on early education so that Michigan children can read proficiently by third grade. *(At this time we do not know the details of this initiative).*
- An additional \$28 million or 2% for the operations of Michigan's 15 public universities and an additional \$4.3 million or 1.4% for community college operations. The recommendation calls for universities to limit tuition increases to 2.8% or less in order to receive the funding increase. *(Universities and community colleges continue to benefit from increased funding out of the K-12 School Aid Fund).*
- An increase of \$100 million is recommended for at-risk funding for students across the state, from \$310 million to \$410 million. *(This could benefit Madison depending on the details/criteria).*

- \$25 million in technology infrastructure funding to help schools meet online learning needs. *(This depend on the details. Madison could already have met specific criteria/standards with technology therefore not be eligible for funding).*
- A total of \$6 million for the restoration of the financial aid program for part-time adult students to help provide grant assistance to part-time students pursuing further education at a community college.
- The governor is recommending \$17.8 million in funding to better prepare students for college and careers through the expansion of career and technical education early/middle college programs that are aligned with the 10 prosperity regions throughout the state. This investment is one component of over \$35 million in new skilled-trades funding recommended throughout the budget. *(This depends on how Lenawee County aligns with other counties within our prosperity region, i.e. Washtenaw County).*
- An additional \$2.2 million is proposed for programs intended to increase the number of college advisors in schools and for outreach efforts to make students and their parents more aware of available college and career options. *(This may be beneficial if funding is provided to provide additional supports with positions such as Mr. Wallace as a Success Coach can be provided to our students).*
- The Governor's budget also includes \$1.75 million for districts that support student enrollment in college courses while in high school, and \$250,000 to help cover the costs of Advanced Placement tests for low-income students. *(This may be beneficial considering the offerings we provide at Madison).*
- Funding for First Robotics programs is also included at \$2 million.
- With these proposed new investments, the Governor's budget includes over \$80 million to support college and career readiness.
- Best practices are reduced to \$30 million (\$20 per pupil) in funding for districts that implement specified financial and student academic initiatives. (Best Practices is reduced from \$50.00 this year to \$20.00 next year, therefore costing the District \$30.00 per students).
- Performance funding is eliminated. *(This has, in the past, been up to \$100.00 per student).*
- To help mitigate the impact on students from unforeseen district fiscal emergencies, the Executive Budget recommends a deposit of \$75 million into the Distressed District Rehabilitation Fund.

\$75.00 of additional funds for the Foundation Allowance is proposed, however, other aspects of the proposed budget will not only negate the \$75.00 but potentially have Madison receiving less funding than this year.

The District budgeted to receive \$50.00 per student for Best Practices Initiative Funding this year. It is proposed to have \$20.00 per student next year, a decrease of \$30.00 per student. In addition, in the past Madison has received \$100.00 per student for Performance Based Funding. This funding is proposed to be eliminated next year.

Based on these two aspects of the proposed budget alone Madison would potentially receive \$75.00 per student but lose \$30.00 per student for Best Practices and lose \$100.00 per student for Performance Based Funding ending with a net loss per student of \$55.00 per student. If enrollment were to remain what it is today, this would result in a loss of \$83,600.

I have included the following comments provided within Kyle Feldscher's article on MLive as various constituents spoke of the proposed budget.

Budget Director John Roberts, Rep. Brandon Dillon, D-Grand Rapids, noted that the budget includes a decrease in the amount of performance-based funding available for districts. While some school districts will see an increase in funding, there are districts out there that will see a loss of state funding, Dillon said.

"Those increases may be eaten up ... by the decreases in the performance funding," he said. Dillon added, "That seems to me that it might not add up for most districts."

Rep. Jeff Irwin, D-Ann Arbor, stopped short of calling Snyder disingenuous for his statements that education funding would be going up, but said reductions are hidden in the budget. He said schools will be lucky to have their funding remain flat in the budget proposed by Snyder because costs for labor, health care, providing services and other costs are all going up. "If the schools were getting the best practice funding from before, which is now being eliminated, schools may even see a cut on top of the inflationary cut," he said.

Roberts told reporters the state would not make a scheduled \$80 million payment to the state's retirement fund for public school employees. That \$247 million cut from the School Aid Fund would eat up most of an expected \$283.8 million surplus that would have been in the fund by the end of fiscal year 2015.

I will mention that there are some who wish to see the Foundation Allowance added to only those districts receiving a lower amount. Although this is not proposed by the Governor it does not mean a modification cannot occur as the budget process continues. I believe Madison may unfortunately once again be on the losing end. On a final note, of the \$470 per pupil reduction in the Foundation Allowance five years ago, Madison has received, since that time, very little to offset the loss of funds although expenses related to labor costs, health care, services, and maintenance of facilities continues to rise.

V. MASB Board of Directors (Action Item)

I have provided information shared by MASB regarding the two candidates who wish to represent Region 7 through serving a three-year term on the MASB Board of Directors. Please review the information provided and make a motion to vote for one of the candidates.

VI. Comprehensive Guidance and Counseling Program (Action Item)

One of the nine best practices outlined in this year's Best Practice initiative is to have the Board of Education implement a Comprehensive Guidance and Counseling program. The program aligns with much of what Madison currently delivers to students through our three state-credentialed school counselors. I recommend the Board approve the implementation of a comprehensive guidance and counseling program, based on the ASCA National Model, at Madison.

According to the American School Counselor Association (ASCA), "The ASCA National Model: A Framework for School Counseling Programs" outlines the components of a comprehensive school counseling program. The ASCA National Model brings school counselors together with one vision and one voice, which creates unity and focus toward improving student achievement. A comprehensive school counseling program is an integral component of the school's academic mission. Comprehensive school counseling programs, driven by student data and based on standards in academic, career and personal/social development, promote and enhance the learning process for all students". The ASCA National Model:

- ensures equitable access to a rigorous education for all students
- identifies the knowledge and skills all students will acquire as a result of the K-12 comprehensive school counseling program
- is delivered to all students in a systematic fashion
- is based on data-driven decision making
- is provided by a state-credentialed school counselor

VII. Closed Session – Contract Negotiations with Madison EA

I recommend the Board move to Closed Session to discuss negotiations related to the Madison EA contract.

Ryan Rowe
Superintendent



Lillian Fields*

District: Jackson County ISD

County: Jackson

Time served on this board: Two years

Offices held: Treasurer

Time served on another board: 20 years, Western School District

Offices held: President, Vice President and Secretary

MASB Certification:

Certified Boardmember Award

Award of Merit

Award of Distinction

Master Boardmember Award

Master Diamond Award

Master Platinum Award

President's Award of Recognition

Election Statement:

Our task as educational leaders is to provide learning environments that encourage all students to dream while preparing them to succeed as global citizens in the twenty-first century. The hard question is how to accomplish this in these culturally and economically challenged times. The greatest difficulty is to creatively provide excellence in education that fosters world class achievement standards, when increasing expenses often exceed funding and resources. Complicating the challenge is the requirement to be accountable to meet the ever changing federal and state mandates and laws.

Although advocacy for public education is important at the local and national levels, it is critical at the state level. Since proposal A, the state has become the funding lifeline for local school districts, and the principal architect of our academic standards. Therefore, our most committed and focused advocacy, needs to be effective and successful at the state level. We must ensure the resources to create the quality learning environments that nurture our children's dreams and provide the knowledge and skills for them to achieve them and succeed.

MASB has the creative, visionary leadership and is strategically able to deliver this vital advocacy. I have had the privilege of serving MASB as Ambassador (3 yrs) MASB Government Relations Committee (6 yrs) MASB Policy Committee (2 yrs), MASB Finance Committee (3 yrs), MASB Governance Committee (2 yrs) and Delegate (18 yrs). It would be an

honor to continue to serve on the MASB Board of Directors in order to advocate for a quality education for all the children of Michigan.

**Incumbent*



“Heidi” Elizabeth Sue Pfannes

District: Saline Area Schools

County: Washtenaw

Time served on this board: ½ year

Offices held:

Time served on another board: Six years, Mattawan Consolidated School

Offices held: Secretary

MASB Certification:

Certified Boardmember Award

Award of Merit

Award of Distinction

Master Boardmember Award

Master Diamond Award

Master Platinum Award



Election Statement:

I have a life mission to make a difference for children and to influence the influencers. As a Board Member in Saline Area Schools, I am thrilled to be back in a position where I can help make a difference in the lives of our children. Having served six years on Mattawan Consolidated School Board and after working 27 years in a career that served public K12 school districts, I have a long history serving public education. I would like to expand my service to other school districts in Region 7 and to support and mentor other Board Members through involvement on the MASB Board of Directors.

In my professional life, at Kingscott I was a VIP member of MASB as well as a Business Affiliate at MASA and an Associate Member of MSBO. Through these experiences I developed an extensive understanding of the issues facing education in Michigan. I built relationships and continue to build connections at the state and local levels. I participated as a presenter in a variety of workshops for all the state organizations and led bond campaign strategies in several communities.

In addition to my involvement at the state level for education, I am a current participant in the Saline Leadership Institute, also a graduate of Leadership Kalamazoo and Regional Leadership Alliance. All are excellent

programs where we are developed as leaders and how we can work together to lead our communities and regions. Through creativity, collaboration, and good leadership we will do things differently, better, and economically. We must retain and sustain our population by creating opportunities for the best and brightest students to remain and contribute to our own communities. We need to make sure all our children are nurtured and challenged, and we must create highly competitive global citizens. As I visit many school districts I realize how similar yet unique each community is in our region. I would like to offer my expertise and connections to serve you and be your representative for the MASB Board of Directors.

Board Report
Kristin Thomas, Principal
Madison High School
February 16, 2015

- I. Parent Teacher Conferences – The winter Parent-Teacher Conferences were held on Thursday, January 22nd. Historically, the winter/spring conference attendance is significantly lower than the fall conferences. In the fall, we had 55% attendance. Last month we had 36.5% overall attendance. The breakdown by grade level is below:

9th Grade – 36% 10th grade – 43% 11th Grade – 35% 12th Grade – 30%

- II. Scheduling for 2012-2013 – The scheduling process for the 2014-2015 school year is underway! Mrs. Stelzer has already scheduled our Tech Center Courses and is finished surveying our 8th – 11th graders. When doing this, Mrs. Stelzer is using student PLAN and ACT scores to help students select courses that best meet their academic and future career path goals.
- III. Testing – It is now confirmed that, beginning in 2016, our juniors will no longer take the ACT as part of the Michigan Merit Exam. The state has chosen to test all juniors with the SAT. I am rather disappointed in this decision because we have put so much work into helping prepare our students for the ACT. Nevertheless, we will roll up our sleeves and work to prepare our students for this new assessment.
- IV. Winter Homecoming –Despite starting with a snow day, our Winter Homecoming was a fun and exciting week for our students. Congratulations to Jesse Ramirez and Dema Martinez who were crowned king and queen. Also, congratulations to both our Girls and Boys Varsity Basketball Teams as they defeated Sand Creek to bring home two Homecoming Victories😊 After the game, our student council provided an evening of fun activities for students which included a karaoke, basketball, volleyball, video games, and board games.
- V. Marriages that Work – Judge Sheridan presented “How not to Marry a Jerk/Jerkette” to our 10th graders as part of their Sophomore Seminar course. The message delivered could not be more relevant for our students. Judge Sheridan will be coming back in the next few weeks to do a follow-up session, as well.
- VI. With Appreciation – On January 26th I returned from my maternity leave to a building that had been in great hands! I can’t say enough about how much I enjoy working with Nick Whiteley and how much I appreciated his leadership while I was on leave.

I also want to publicly acknowledge our counselor Mrs. Stelzer, our Sophomore Seminar Chaperones (Mrs. Ford, Mrs. Squires, Mrs. Shirk, Ms. Lobkovich, Mr. Galvan, & Mr. Powers), and especially Brandon, our bus driver for the manner in which they handled our recent bus accident. Had it not been for the quick thinking of our bus driver, I highly doubt all of our students would have returned home safely and without injury.

Board Report
Brad Anschuetz
Madison Middle School
February 16, 2015

- I. A critical component of the new M-Step assessment is the performance task. Content teachers at each grade level are providing opportunities for students to work through several performance task. These performance tasks will become authentic assessments of our curriculum. As an example, seventh grade language arts students were synthesizing three primary documents surrounding the Vietnam War (Feature Article, A Letter from Mom to a Soldier, and a timeline). The performance task requires the students to then write an essay explaining how the timeline source supports the two other sources. Students must cite evidence from each of the other two sources in their essay as evidence to defend their claim.
- II. Language Arts teachers at each grade level will utilize our two iPad carts to practice the released M-Step items (36 questions) with their classes. In addition to viewing the complexity of the M-Step assessment, students will practice utilizing the web based tools provided.
- III. Eighth grade teachers of Language Arts, Math, and Science will be discussing EXPLORE Test results with their students. The teachers are able to show students the exact question, their chosen answer, and the correct answer. This information provides students and their parents with data regarding the student's progress on the educational continuum. Information matching the student's interests with potential career fields of study are also provided. Once content teachers finishing reviewing the information with students the report will be sent home with the student.
- IV. I would like to extend my congratulations to Mrs. Cyndee Risner and The Knight of Dawn musical cast for an outstanding show. Besides the three public performances put on for the community, the cast performed a show for Madison Elementary. Many of the younger students are big fans of the Magic Treehouse series.
- V. Registration and payment for the Washington D.C trips are progressing well. There are 75+ current eighth grade students scheduled to attend the trip in March. For our current seventh grade students, scheduled to attend next October, there are 50 students registered at this time. The trip cost of \$650 is based on 64 students. We are hoping to pick up another 14+ students for next year's trip.

February Board Report
Madison Elementary School
Nate Pechaitis, Upper Elementary Principal
Linda Kaufman, Early Elementary Principal

I. Count Day

	2012-2013	2013-2014-	2014-2015
Y5's	52	47	33
Kdg.	141	132	120
1st	134	136	129
2nd	119	133	136
3rd	114	113	129
4th	124	118	113
5th	138	124	119
Total	822	803	779

II. Technology Needs

In preparation for M-STEP and NWEA assessments this spring, the elementary would like to add an additional laptop cart to our student technology resources. This cart, equipped with 30 laptops, would enable us to continue to support our technology specials classes while having the resources to handle the three month assessment calendar window this spring. Additionally, we will use it for classroom practice and projects at every grade level. These carts can essentially turn a classroom into a temporary computer lab. Students can use the laptops for anything a desktop computer can do. Because the carts are used non-stop, and scheduling for classes has become challenging, we are asking the board's support in the purchase of this additional cart. The cost of this cart would be covered approximately \$16,250 and would be completely funded by the student activity funds, if this is approved.

III. Counselor Week

Last week was National School Counselor Week. It is a time for us to thank our elementary counselor, Tracey Brackelman, for all the extra supports she puts in place for our students and families! Today's school counselors today play a vital role in the educational success of students, working directly with students, parents, and participating in student study teams. We appreciate her dedication to our school community and the significant impact she has on our students each day. Thank you, Tracey!

IV. Super F.A.N. Shootout

This week Mary Anschuetz and Rick McNeil are leading our elementary by promoting our Madison Super F.A.N. Shootout event in their PE classes. This is a fun event that culminates a basketball unit, with the option of raising funds for our Madison Athletic Facility (across the street) that benefits ALL our Madison athletes from elementary to high school. We are excited to work in partnership with the F.A.N. club as we work together to provide our students with an incredible Indoor Athletic Complex!

Cafeteria Report

Julie Taylor

2014/15	June	July	Aug	Sept	Oct	Nov	Dec	Jan
<u>Revenue</u>								
Breakfast	\$382.60	\$0.00	\$0.00	\$883.90	\$1,332.30	\$1,090.20	\$807.20	\$930.30
Lunch & Ala Cart	\$3,337.95	\$267.50	\$49.60	\$16,406.72	\$14,690.85	\$11,620.68	\$7,640.17	\$13,075.66
Juice Machine	\$0.00	\$0.00	\$0.00	\$0.00	\$0.00	\$0.00	\$0.00	\$0.00
State Matching Funds	\$0.00	\$0.00	\$0.00	\$0.00	\$0.00	\$0.00	\$0.00	\$0.00
Interest & Rebates	\$21.88	\$2.75	\$1.76	\$1.70	\$0.21	\$0.00	\$0.00	\$0.00
Lunch & Breakfast Reimb	\$25,588.02	\$3,133.61	\$13,339.07	\$71,489.19	\$78,779.39	\$57,908.58	\$51,524.01	\$60,264.07
<u>Total</u>	<u>\$29,330.45</u>	<u>\$3,403.86</u>	<u>\$13,390.43</u>	<u>\$88,781.51</u>	<u>\$94,802.75</u>	<u>\$70,619.46</u>	<u>\$59,971.38</u>	<u>\$74,270.03</u>
<u>Expenses</u>								
Payroll	\$15,131.25	\$2,788.26	\$3,387.97	\$13,500.03	\$16,560.36	\$17,195.16	\$16,133.91	\$20,157.49
Retirement	\$3,594.00	\$574.90	\$732.57	3,109.85	\$3,858.45	\$3,459.42	\$3,836.13	\$4,765.19
F.I.C.A.	\$1,157.54	\$213.30	\$259.18	1032.75	\$1,268.43	\$1,315.43	\$1,234.24	\$1,542.05
Food	\$19,593.50	\$1,998.86	\$8,242.27	\$31,814.76	\$60,469.56	\$43,716.40	\$36,134.35	\$27,240.39
Uniforms	\$0.00	\$500.00	\$735.00	\$0.00	\$0.00	\$0.00	\$0.00	\$0.00
Utilities	\$0.00	\$0.00	\$0.00	\$0.00	\$0.00	\$0.00	\$0.00	\$0.00
Equipment/ Capital outlay	\$55,117.45	\$35,504.21	\$32,619.50	\$100,893.37	\$13,425.89	\$482.54	-\$31,771.63	\$32.94
Supplies	\$2,472.75	\$0.00	\$392.64	\$3,024.81	\$4,711.07	\$2,900.36	\$2,273.36	\$1,920.57
Sales Tax	\$0.00	\$0.00	\$0.00	\$0.00	\$0.00	\$80.33	\$0.00	\$41.34
Repairs	\$0.00	\$67.25	\$0.00	\$0.00	\$718.92	\$0.00	\$0.00	\$0.00
Misc./Dues/Fees/Indirect	\$1,313.52	\$561.89	\$500.00	\$554.95	\$87.95	\$443.96	\$21,220.63	\$137.73
Juice	0		\$0.00	\$0.00	\$0.00	\$0.00	\$0.00	\$0.00
<u>Total</u>	<u>\$98,380.01</u>	<u>\$42,208.67</u>	<u>\$46,869.13</u>	<u>\$153,930.52</u>	<u>\$101,100.63</u>	<u>\$69,593.60</u>	<u>\$49,060.99</u>	<u>\$55,837.70</u>
Monthly Loss/ Gain	(\$69,049.56)	-\$38,804.81	\$33,478.70	-\$65,149.01	-\$6,297.88	\$1,025.86	\$10,910.39	\$18,432.33
Year To Date	1,528.89	-\$37,275.92	\$70,754.62	-\$135,903.63	-\$142,201.51	\$141,175.65	-\$130,265.26	-\$111,832.93

Board Report- February 2015
Kris Isom, Athletic Director

I am recommending that the board hire Mike Griffin as our JV baseball coach. Mike is a teacher on staff in the high school and has shown he is a great instructor. Mike has played baseball and has coaching experience at Adrian. He will be a nice addition to the baseball staff.

The 'PINK' game was another success as we raised \$558.00 to donate to the Hickman Cancer Foundation. It is always a nice event. We have had it with Sand Creek every year in girl's basketball for the past 8 years. Both schools are very supportive of the cause and work very well together. We will be making a donation presentation along with student council to the foundation in the near future.